

The background of the entire page is a scenic photograph. It shows a wide expanse of blue water in the foreground, with gentle ripples. In the middle ground, a city skyline is visible across the water, featuring a prominent tall, thin tower. The sky above is a deep blue, filled with soft, white, and light blue clouds. The overall mood is peaceful and hopeful.

Australia Together

A plan by Australians
for a better future
2020 to 2050

Australia Together

A plan for a better Australia by 2050



Australian Community Futures Planning

Issue No. 3

Draft – estimated 55% complete

September 2021

About Australian Community Futures Planning

ACFP was founded in March 2020 for the purpose of encouraging greater participation by Australians in planning their own future as a nation within a 21st century democracy. It is an independent centre of excellence in national community futures planning, providing an organising framework that can enable any and all Australians to increase the chances of improving our entire quality of life – our society, our environment, our economy and our governance.

Australian Community Futures Planning has no affiliation with any political party inside or outside Australia. It receives neither political party nor other funding. All output from ACFP is produced by in-kind contributions of volunteers.

From 2020 until at least 2023 ACFP will be in start-up phase, pursuing a range of alliances with willing Australians, including participants in local government, the progressive media, open-minded progressive activist community associations, relevant university institutions, specialist centres of excellence, think tanks, peak environmental groups, scientists, economists, Indigenous and human rights advocates, and statisticians.

ACFP's Founder is Dr Bronwyn Kelly. **Dr Kelly is the Principal** in the process of drafting this version of *Australia Together*.

For more information on Australian Community Futures Planning visit

<https://www.austcfp.com.au/>

Copyright © Bronwyn Kelly, 2021. ALL RIGHTS RESERVED.

Data and other commentary in this publication may not be reproduced without full attribution of ACFP and the Principal, Dr Bronwyn Kelly. All processes specified in this document, including but not limited to National Integrated Planning & Reporting and the Australia Together National Wellbeing Index, are proprietary to Australian Community Futures Planning and may not be reproduced or used for financial gain without the prior consent of ACFP's Founder Dr Bronwyn Kelly, except in the case of brief quotations embodied in critical articles or reviews. All such quotations must be attributed to the Principal, Dr Bronwyn Kelly.

Note – Disclaimer

Australia Together is a plan developed for the Australian community by any Australian willing to participate in good faith. It is not developed by any political party or elected government.

***Australia Together* has no statutory force
and binds neither governments nor participants in any way.**

Participation in the national community futures planning process for development of and reporting on ***Australia Together*** is entirely voluntary.

Acknowledgement

ACFP acknowledges the Traditional Owners of the lands on which we live and work across Australia and pays respect to Elders past and present. We acknowledge that sovereignty has never been ceded. ACFP recognises and celebrates the extraordinary contribution that Aboriginal and Torres Strait Islander peoples have made through millennia to all aspects of Australian life, culture and the environment. May all their songlines endure.

Cover Photo

Lake Burley Griffin & Carillion – Canberra

Photo – Bronwyn Kelly

Contents

This Draft of <i>Australia Together</i> – Stage of Development.....	7
Introduction – Australia now and in the future	8
The Vision for <i>Australia Together</i>	9
Limits of this draft	11
Guidance on efficiently navigating the plan	11
Chapter 1 – About the plan.....	12
The time horizon of <i>Australia Together</i>	12
Assumptions underpinning the plan.....	13
The planning cycle of <i>Australia Together</i>	14
Chapter 2 – The structure of <i>Australia Together</i>	15
Integration is the key to success.....	15
How has the Vision of <i>Australia Together</i> been developed?.....	16
How have the Directions of <i>Australia Together</i> been developed?.....	17
Direction statements for each topic area	19
How are Targets & Indicators being developed for <i>Australia Together</i> ?	19
How are Strategies being developed for <i>Australia Together</i> ?.....	20
How are decisions made about inclusion of Targets and Strategies?	20
How are priority Targets and Strategies to be isolated?	21
How will an End of Term Report be developed for <i>Australia Together</i> ?.....	24
Chapter 3 – The Directions of <i>Australia Together</i>	25
Directions in Our Society – Starting Draft.....	26
Directions in Our Environment – Starting Draft.....	26
Directions in Our Economy – Starting Draft.....	27
Directions in Our Governance – Starting Draft.....	27
Chapter 4 – The Targets and Indicators of <i>Australia Together</i> – the QBL National Wellbeing Index ..	28
The level of ambition in Targets	28
The top twenty issues to solve by 2030.....	29
Note regarding the layout of Targets, Indicators & Strategies in Chapters 5 to 8	31
Chapter 5 – Targets, Indicators & Strategies for Success in Our Society.....	32
Brief context for the Targets, Indicators & Strategies for Our Society	32
Society 1 – Safety	38
Society 2 – Indigenous Heart	40
Society 3 – Belonging & inclusion	47
Society 4 – Health & wellbeing	48
Society 5 - Education.....	51

Society 6 – Equality	55
Society 7 – Diversity	57
Society 8 – Women & LGBTIQ+	58
Society 9 – Housing	59
Society 10 – Family cohesion & community services	60
Society 11 – Early childhood care	64
Society 12 – Aged care & disability services	65
Society 13 – Arts & culture	72
Society 14 – Police services	73
Society 15 – Justice	74
Society 16 – Emergency services	75
Chapter 6 – Targets, Indicators & Strategies for Success in Our Environment	77
Brief context for the Targets, Indicators & Strategies for Our Environment	77
Environment 1 – Environmental advocacy	82
Environment 2 – Climate change prevention	85
Environment 3 – Climate change adaptation	89
Environment 4 – Environmental regulation & approvals	91
Environment 5 – Environmental education	92
Environment 6 – Energy	93
Environment 7 – Transport	97
Environment 8 – Agriculture	98
Environment 9 – Fresh water supply	99
Environment 10 – Biodiversity	100
Environment 11 – Vegetation	101
Environment 12 – Land & resource conservation	103
Environment 13 – Parks & open space	104
Environment 14 – Air & water quality	105
Environment 15 – Marine protection	106
Environment 16 – Waste reduction & recycling	107
Environment 17 – Architectural & cultural site heritage	108
Environment 18 – Cities planning	109
Environment 19 – Regional planning	110
Chapter 7 – Targets, Indicators & Strategies for Success in Our Economy	111
Brief context for the Targets, Indicators & Strategies for Our Economy	111
Economy 1 – Economic planning, growth & transition	114
Economy 2 – Employment planning & industry transition	122

Economy 3 – Equitable improvement in living standards	130
Economy 4 – National wealth generation & sharing	134
Economy 5 – Market regulation & competition policy	142
Economy 6 – Government competitive business participation	145
Economy 7 – Science, research, innovation & collaboration	147
Economy 8 – Technology development & digitisation	148
Economy 9 – International economic engagement & trade	149
Chapter 8 – Targets, Indicators & Strategies for Success in Our Governance	150
Brief context for the Targets, Indicators & Strategies for Our Governance	150
Governance 1 – Strength of democracy	153
Governance 2 – National values & identity	157
Governance 3 – Human & other rights	158
Governance 4 – Constitutional reform	161
Governance 5 – Transparency, openness & accountability	162
Governance 6 – Government ethics	167
Governance 7 – Public service independence & excellence	169
Governance 8 – Electoral system & funding reform	170
Governance 9 – Corporate & NGO responsibility	172
Governance 10 – Free communications policy & regulation	174
Governance 11 – International participation & global justice	177
Governance 12 – Peace & security	180
Governance 13 – Humanitarian effort	187
Chapter 9 – Top Priority Targets and Strategies for the 2020s	189
Targets for and Strategies responding to the top twenty issues	190
In our Society	190
In our Environment	197
In our Economy	203
In our Governance	217
Chapter 10 – Future additions and amendments to <i>Australia Together</i>	224
Percent completion	224
Anticipated future inclusions	224
Checking the cohesion of the plan	224
Key word list for assistance in navigating the plan	227

This Draft of *Australia Together* – Stage of Development

This is Issue No. 3 of the starting draft of ***Australia Together***.

Issue No. 1 was released in May 2021. It contained over 180 Targets and Strategies for a better Australia by 2050. No amendments other than typographic corrections have been made to those Targets and Strategies.

Issue No. 2 included an additional 21 Targets and Strategies. A small number of amendments have been made, mainly of a typographical nature.

Issue No. 3 includes 17 additional Targets and Strategies as follows:

Additional Targets, Indicators and Strategies in Issue No. 3 of <i>Australia Together</i>	
Econ01.01	Sustainability of growth and development
Econ01.08	Reintroduction of a price on carbon
Econ01.09	Integrated & Funded Program for Meeting Australia's Commitments to the United Nations Sustainable Development Goals (UNSDGs)
Econ01.09.01	Citizens' oversight of progress towards the United Nations Sustainable Development Goals (UNSDGs)
Econ05.02	Ethical regulation of carbon credits markets
Econ05.03	Ethical certification and regulatory enforcement of plans by businesses for achievement of net zero carbon emissions by 2033
Env01.01	Reformation of Australia's negotiating stance and conduct in Paris Agreement negotiations – Commitment to emitting no more than a fair share of a global carbon budget
Env03.01	National Climate Change Prevention, Mitigation and Adaptation Commission
Env06.01.01	Renewable energy - vehicles
Env06.01.02	Renewable energy - road transport systems services and fleets
Env06.01.03	Renewable energy - manufacturing and agriculture
Env06.01.04	Renewable energy - industry and construction
Env06.01.05	Renewable energy - air and sea transport
Env06.03	Reintroduction of a National Renewable Energy Target
Gov11.02	International cooperation for global sustainability
Gov11.03	Protection of refugees seeking asylum
Gov13.02	Contribution to the Green Climate Fund under the Paris Agreement

Important Note:

For this Issue of ***Australia Together***, a new line has been added to the Vision as follows:

“Stewardship of ecology is affirmed as fundamental to planetary and human survival.”

Introduction – Australia now and in the future

We have it in our power to make the world anew.

Thomas Paine, 1776

In Australia today, there is no road map showing the paths of safe travel towards the future. Nor is there a single space in which Australians have described the future they might prefer. No government has developed a plan by which we might set a course to a well-understood destination of safety, security and wellbeing. We have never taken the time to listen to each other and describe the country that we wish to live in in five years' time, let alone the one we wish to bequeath to our children in twenty or thirty years' time. In short, Australians are travelling blindly to an unknown place.

Travelling toward an unknown future without a map is at best unnecessary and at worst suicidal. In particular, it is unnecessarily expensive and economically contractionary. Moreover, at the outset of the 2020s, Australia has reached several critical turning points which make it imperative that we set out a plan for an affordable path to an acceptable quality of life. For instance:

- We have arrived at a major crossroads in our choices about energy and the environment. Do we prefer the path towards renewable energy and less global heating; or do we prefer the path towards more fossil fuels?
- We have also arrived at critical turning points about our identity as a nation. Do we wish to deal with problems arising from our violent origins as a colony and come to terms with who we want to be as a nation; or do we wish to continue with the dispossession and exclusion of First Nations peoples?
- Between 2000 and 2020 we have seen obvious growth in inequality with the rise of neoliberalism and corporate irresponsibility. Do we want to arrest that or do we want the national wealth that we all work hard to generate to be corralled by the few instead of the many?
- Between 2002 and 2020 we have seen the rise of the secret state, an increasing reluctance by governments to be held accountable, and a significant loss of rights for all Australians. Do we want to cede all power in our democracy to unaccountable and increasingly unethical agencies and corporations; or do we want to increase our influence in our own governance and our share of power in democracy?
- Since 2014, we have seen a significant decline in our participation as a leader on the international stage and our relationship with our biggest trading partner – China. Do we wish to return to being a collaborative partner with other developed and developing nations to build a more fairly shared future for humanity; or do we wish to isolate ourselves in an inevitably globalised world?

These are just some of the turning points that Australians have arrived at in the early 2020s which make a plan for the nation more urgent than ever before.

Australian Community Futures Planning (ACFP) has been established to make development of such a plan possible for any Australian that might wish to escape short term party-political platforms and look towards a safe, secure and prosperous future.

This plan – *Australia Together* – is to be developed over time by Australians *together*.

ACFP's contribution is research resources and expertise in particular in provision of an organising framework for the plan. That framework is called **National Integrated Planning & Reporting – or National IP&R**. This is an entirely democratic form of planning that can increase the shares of power held by Australians.

One of the first steps in National IP&R is to provide a picture of Australia's current overall wellbeing. This draft plan begins to paint that picture. The picture is not a very happy one; but if it is painted correctly, based on verifiable facts, and at the right time, it will be possible to detach ourselves from always having to react to crises when it is too late and to start getting ahead of them instead. While our current quality of life is declining – and declining to an extent that should not occur in such a wealthy nation – the prospects for the future are still good, as long as we do not miss the moment.

Australians are at the crossroads but by world comparisons they are wealthy, highly educated, and are blessed with some rare natural advantages such as the fact that they share no borders with other countries, have access to extraordinary renewable resources, and genuinely value the fair go for all. They value working together, social inclusion, equality of opportunity and hard work. These are all vital advantages that can be used to overcome the inertia that has led to the decline we have seen in the 21st century of Australia's society, environment, economy and democracy.

It only remains for us to harness these extraordinary natural advantages so that we can arrive safely in 2050 with an acceptable degree of wellbeing and security. The most efficient way to do that is to build a map. With our advantages and that map we have it in our power to make the world anew.

At ACFP we have drafted a **Vision** of what that new world might look like as a guide. This Vision is based on comments made by Australians about their preferred future on the rare occasions they have been asked about it in the 21st century. Governments have not listened to those comments. They have not taken the aspirations of Australians seriously enough to design a plan that will make their preferred future a reality. Through time, the Vision and this plan – ***Australia Together*** – will be refined to increase our chances of making our preferred future a reality.

The Vision for *Australia Together*

A **draft Vision for *Australia Together*** is set out on the following page. You can read about the origins of the draft Vision at this link: <https://www.austcfp.com.au/post/where-did-the-vision-for-australia-together-come-from>

To check support for this Vision and refine it as necessary, ACFP will be seeking the assistance of partners in a process that has been outlined in our [Community Engagement Program for *Australia Together*](#). For more information and to become involved in planning a better future for Australia subscribe to Australian Community Futures Planning at <https://www.austcfp.com.au/>

If we engage properly with each other, this plan can be designed to take us to whatever future we prefer – the one we haven't yet imagined but which we might long for if only we could assemble ourselves to articulate it to each other and make a run for it.

A Vision for Australia Together

By 2050, we and our children and grandchildren will be living a fulfilling life in an
Australia where

We are safe

We are reconciled with and celebrate our First Nations peoples and their cultures

Everyone is welcome to participate positively in community life

We are inspired and able to renew our physical and spiritual wellbeing

We act together as a compassionate society

Equality is valued as enriching human community, cultural harmony and social progress

Diversity is positively appreciated as a basis for a successful society

Everyone can realise their full potential in life, as individuals, members of a family and
citizens through unlimited opportunities in education and employment of choice

Vital services are fully accessible

Scarce resources are conserved and fairly shared

National wealth is fairly shared

Our economy is sustainable and supports rewarding opportunities and continuous
improvements in living standards for everyone

As a nation we have the courage to take a leading place in achieving the environmental aims
of a global society

Stewardship of ecology is affirmed as fundamental to planetary and human survival

Strong democracy is assured by a well informed and engaged community

We are confident our leaders will reflect thoughtfully on our views and best interests when
making decisions for our future

We take pride in Australia as a responsible international citizen, active in building a safer,
more peaceful and united world

These are the aspirations of our hopeful generation. We commit to this Vision for
Australia Together so that we can pass the gifts we have inherited to our children, and
they to theirs.

Limits of this draft

Readers are advised that this draft of *Australia Together* is incomplete. This is intentional.

Because a long-term plan is an entirely new approach to the way we have attempted to secure our future as a nation, ACFP has decided to release versions of the plan as they develop and grow through the acquisition of new data and the commentary of Australians. This is consistent with the fully transparent democratic form of planning that is **National Integrated Planning & Reporting**.

This draft of ***Australia Together*** is being released at the point where it is estimated to be about 55% complete so that Australians may begin to familiarise themselves with how this new plan and planning process work. The National Integrated Planning & Reporting process and the plan itself have considerable potential to inspire Australians about how they can renew their country and create a quality of life that has not yet been imagined.

For further information on the next steps in development and publication of the plan see [Chapter 10 – Future additions and amendments to *Australia Together*](#).

For a brief introduction to what ***Australia Together*** is, view ACFP's Fact Sheet: [Frequently Asked Questions About *Australia Together*](#).

This plan contains numerous hyperlinks to background material.

Guidance on efficiently navigating the plan

Guidance on navigating your way in *Australia Together*

Australia Together is a long term plan for a whole nation – a road map of safe routes to a future that Australians in the early 2020s prefer to imagine as the most desirable by 2050. Accordingly it will grow into a large plan with myriad linkages between Directions, Targets, Indicators and Strategies.

To help Australians navigate their way more efficiently through the plan, ACFP has organised the framework of the plan under 57 Directions. However, additional assistance in navigation has also been provided by assembling a list of key words for Targets, Indicators and Strategies in the plan. The key word list will also grow and change over time.

Readers can search the plan to see if it currently incorporates a Target, Indicator or Strategy of interest to them either by browsing through a Direction that may be relevant or by browsing the key word list to quickly find Targets, Indicators and Strategies. Click [here](#) to browse the key word list.

Chapter 1 – About the plan

Australia Together is a plan in draft. It is Australia's first national integrated community futures plan. "Community" is the operative word.



Because it is designed to provide an organised space in which any and all Australians can consider what we want to achieve in our future and contribute ideas for strategies which fit with that future, **Australia Together is always a live space** – a space of participation in the activity of shaping our future as we would prefer it to be in our democracy. It is where we can constantly converse in an open, organised way about:

- **what** we want to become as a nation,
- **what** we want to leave for future generations, and
- **how** we can travel to that preferred future safely, fairly and with as little pain as possible.

In this live space:

- **what** we are trying to achieve as a nation will be clear and stable for a reasonable period of time (probably for two to three federal election cycles), but
- **how** we are trying to achieve it will be steadily improving and becoming more efficient.

Within the plan, **what** we want to achieve is expressed as a **Vision**. And all the things we want to become as a nation while we are on our way towards that Vision are expressed as **Directions**. The Directions set out the general routes we prefer to take to towards the Vision. This also makes it clear which routes we wish to avoid.

Australia Together relies on open, inclusive, genuine and thoughtful community engagement. It is structured to give Australians freedom to contribute suggestions for **Strategies** on **how** we can improve our chances of making our Vision a reality. It also provides a space for public assessment of whether suggested Strategies are indeed consistent with the Vision and Directions or whether they will disable us in our movement towards the Vision.

With collective use of the intelligence and good will of Australians, **Australia Together** – and **Australians**, for that matter – will become more sure-footed over time, more capable of delivering a far better future for us all.



The time horizon of *Australia Together*

Australia Together is a plan designed to ensure future generations will be left with an improved and sustainable quality of life. Its function is to stimulate an imagination of an Australia in which *all* Australians can achieve their fullest potential and realise their aspirations, without causing any serious deterioration in our overall quality of life along the way, and preferably improving it. Accordingly, the plan takes a thirty-year view and looks out to the year 2050, recognising that some things will take decades to achieve but others can be set up to be achieved sooner.

Assumptions underpinning the plan

Australia Together is built on an assumption that a plan which accommodates us **in all our diversity** is the strongest of all plans. Its purpose is to bring us together, and because we are all different **it is structured to ensure that we can succeed as a cohesive nation because of our diversity, not despite it.**

In **Australia Together** our diversity is not something to be lost, it is to be capitalised on.

This draft of **Australia Together** is the result of detailed research about how a plan for a nation can be effectively and validly structured, how it can be entirely accessible, and how it can change over time as we work together to refine it. This research has been published by the Founder of Australian Community Futures Planning, Bronwyn Kelly, in [By 2050: Planning a better future for our children in 21st century democratic Australia](#).

By 2050 functions as:

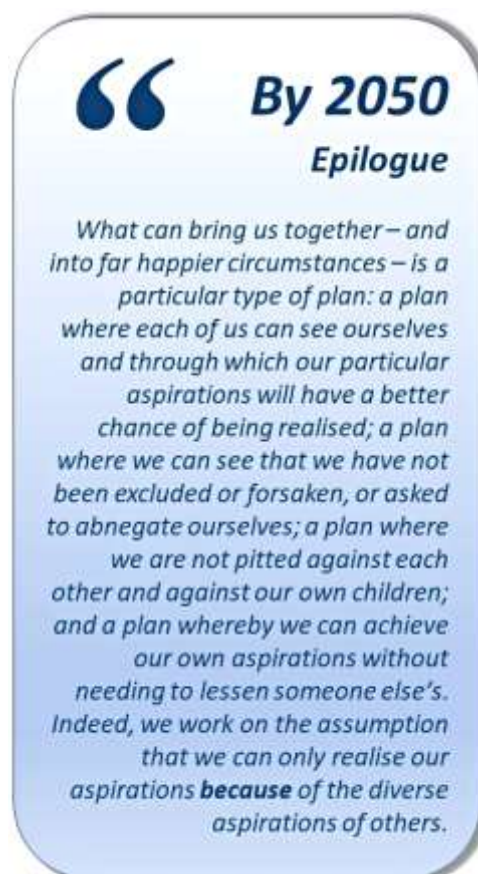
- as an issues paper for Australia as at the outset of the 2020 decade, examining our current capacity, strengths and weaknesses as a modern economy and a democratic nation,
- an examination of our preparedness for the future, and
- a practical guide on how Australians can organise themselves to plan to secure their preferred future.

For further background on the issues and assumptions underpinning this version of **Australia Together**:

- visit Australian Community Futures Planning at <https://www.austcfp.com.au/>, or
- read **By 2050** available on Amazon Kindle, or
- view the pictorial version of **By 2050** in the videocast series, [The State of Australia in 2020](#), on YouTube.

Research in **By 2050** has also led to the establishment of **Australian Community Futures Planning – ACFP**. ACFP has been founded for the purpose of encouraging greater participation by Australians in planning their own future as a nation within a 21st century democracy. It is an independent centre of excellence in national community futures planning, providing resources and an organising framework that can enable any and all Australians to increase the chances of improving our entire quality of life – our society, our environment, our economy and our governance.

Australian Community Futures Planning operates as a centre of excellence by fostering the effective use of [National Integrated Planning & Reporting – IP&R](#). **National IP&R** is effectively democracy's modern agora and is the process by which we can develop the plans most likely to deliver the future we want. For more information on National IP&R visit <https://www.austcfp.com.au/fag>



The planning cycle of *Australia Together*

Australian Community Futures Planning is organising a national integrated community futures planning framework – National IP&R – which will operate in a repeating cycle. This cycle is aligned with the federal government election cycle. **Full implementation of this cycle depends entirely on volunteer resource availability.**

The cycle begins immediately after a federal election with development of a draft national community futures plan (or with a revision of the plan from the previous cycle). Subject to resources:

- consultation on aspects of the draft then occurs in accordance with a community engagement program, and
- nation-wide surveys of support for aspects of the draft are undertaken.

Throughout the cycles the following activities are ongoing, subject to resources:

- Development of **Targets and Indicators** for measuring progress in the plan – the nation's movement towards or away from the Vision and Directions.
- Development, assessment and assembly of **Strategies** that are consistent with the Vision and Directions.

Towards the end of each cycle – and before a federal election – an **End of Term Report** is produced. Based on performance against the Targets and Indicators of the plan, this report provides a factual assessment of whether during the federal parliament's term of office Australia moved closer to its preferred future or further away. The End of Term Report can also provide insights for development of a revision of ***Australia Together*** in its subsequent cycle.

The cycle allows Australians to drive their democracy in an organised, efficient and intelligent way, to maximise the chances of equitable progress towards the Vision and build national cohesion and resilience.

Note: Until the first cycle of production of ***Australia Together*** has been completed it will not be possible to rely on data produced in an End of Term Report for a previous election cycle. However, significant data has been assembled by ACFP on its [State of Australia webpage](#) which functions in a similar fashion to an End of Term Report, inasmuch as it provides significant insights into the performance of Australian governance and corporations in the 21st century and isolates the priority issues that must be dealt with by 2030 if Australians are to arrive safely in 2050 with an acceptable degree of wellbeing and security.



Chapter 2 – The structure of *Australia Together*

Australia Together is being developed by Australians for Australians and is our country's first national community-based futures plan. It **integrates** our Strategies for a better quality of life by 2050 and makes sure they will fit with the Directions we would prefer to take to reach our Vision. The plan is structured along what is known as the “**Quadruple Bottom Line**” or QBL. This simply means that it covers our aspirations for a better:

- *Society,*
- *Environment,*
- *Economy, and*
- *Governance.*



Integration is the key to success

Integration of Directions and diverse Strategies – via use of a simple, clear structure and a system of Targets and Indicators for monitoring ongoing wellbeing – is the key to success in delivering the Vision. The more we link our diverse efforts, the less we will suffer by working at cross-purposes to each other and the faster we will move towards our Vision.

This integrating approach is based on a form of community engagement and long term planning and reporting adopted prior to 2010 by local governments in some states of Australia for local community driven planning. In developing this draft of ***Australia Together*** for community engagement, Australian Community Futures Planning has adapted local community “Integrated Planning & Reporting” – or “IP&R” – to devise Australia’s first *National* Integrated Planning & Reporting Framework. Within that framework, ***Australia Together*** is Australia’s first National Community Futures Plan.

National IP&R brings democracy alive, efficiently.
It allows Australians in all their diversity to connect and build a coherent plan for safe arrival in a truly preferred future – a future which has not yet been fully articulated but which is out there waiting to be seized.

National IP&R
is effectively democracy’s modern agora. It is a space in which we can work together to develop the plans most likely to deliver the future we want.

How has the *Vision of Australia Together* been developed?

The **Vision of Australia Together** is a draft for purposes of discussion by Australians. It has been developed by analysing a range of long term Vision statements that have been put together already by Australians in an array of community engagement and survey programs conducted in various parts of Australia in the decade to 2020. These include:

- visions developed by local councils across Australia in consultation with their communities;
- visions (or approximations of visions) developed by some state governments for the future of their states;
- a vision for “Australia reMADE”, developed via a wide-ranging community engagement program in 2017 by a group of civil society and environmental organisations in association with the National Congress of Australia’s First Peoples;
- a vision of the aspirations of Australians developed by the Australian Bureau of Statistics in association with its Measures of Australia’s Progress program in 2013; and
- an “outlook vision” developed by member organisations of the Australian National Outlook 2019 (National Australia Bank, business leaders, universities, non-profits and the CSIRO).



*Note that the above publications are some of the sources of the Vision. These organisations do not necessarily endorse the Vision, nor have they been asked to endorse it.

The Vision for **Australia Together** takes elements of all these visions and puts them together, along with some others such as:

- the United Nations Sustainable Development Goals (to which Australia is a signatory),
- the Business Council of Australia’s “Vision for Australia”, and
- the Centre for Policy Development’s 2017 Discussion Paper, “What Do Australians Want?”.



There is a reasonable certainty that the resultant draft Vision will resonate with Australians, due to the fact that it has been sourced from very diverse communities of interest. Despite their diversity, these communities of interest have shown a staggeringly similar understanding of the hopes and dreams of Australians. With the possible exception of the Business Council of Australia, they all want the same things and share the same aspirations for future generations. Nevertheless, at the outset of every planning cycle (every three to four years) the support of Australians for the Vision of **Australia Together** should be assessed by statistically valid nation-wide surveys. This is subject to availability of resources.

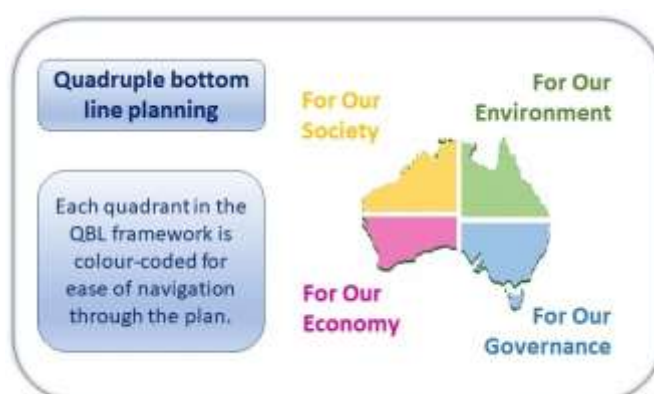
Further information on how the Vision has been drafted can be found in **By 2050**. See also the Blog on the Australian Community Futures Planning website called [Where did the Vision for Australia Together come from?](https://www.austcfp.com.au/blog/Where%20did%20the%20Vision%20for%20Australia%20Together%20come%20from%3F) at <https://www.austcfp.com.au/blog>

How have the Directions of *Australia Together* been developed?

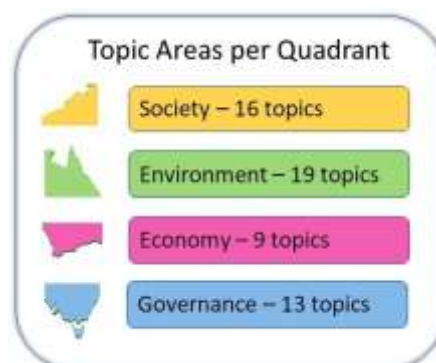
Like the Vision, the Directions of ***Australia Together*** are a draft for purposes of discussion by Australians. They have been built first by taking the “topic areas” of policy, legislation, administration, institutions and services that we rely on when running our country and grouping them into the above mentioned four categories of **Society**, **Environment**, **Economy** and **Governance**.


Once these topic areas of policy and administration have been assembled into the QBL framework, we can describe a preferred Direction of travel in each topic area. Effectively, this functions to describe in more detail what we want to become as a nation, and we can reconcile this back to the Vision.


The Directions of the plan for ***Australia Together*** constitute the means of steering ourselves toward the preferred future described in our Vision. They are signposts that help us avoid the costly mistakes of taking paths in policy, legislation, administration, institutions and services that might drag us away from realising the Vision. Directions are essentially part of the Vision – creating a surer path for us for selection of the most effective and equitable set of Strategies.





For ***Australia Together***, 57 topic areas have been isolated and grouped into the QBL framework as set out below. Each quadrant in the QBL has been assigned a colour, for ease of navigation through the plan. A numbering system has also been designed for tracking purposes and to assist people to see clearly how Targets, Indicators and Strategies are contributing to the fulfilment of various Directions. The 57 topic areas are distributed across the quadrants as shown here.



Quadrant	Topic areas for the Directions of <i>Australia Together</i>	
Our Society 	Soc	1 Safety
	Soc	2 Indigenous heart
	Soc	3 Belonging & inclusion
	Soc	4 Health & wellbeing
	Soc	5 Education
	Soc	6 Equality
	Soc	7 Diversity
	Soc	8 Women & LGBTIQ
	Soc	9 Housing
	Soc	10 Family cohesion & community services
	Soc	11 Early childhood care
	Soc	12 Aged care & disability services
	Soc	13 Arts & culture
	Soc	14 Police services
	Soc	15 Justice
	Soc	16 Emergency services

Quadrant	Topic areas for the Directions of Australia Together	
Our Environment 	Env	1 Environmental advocacy
	Env	2 Climate change prevention
	Env	3 Climate change adaptation
	Env	4 Environmental regulation & approvals
	Env	5 Environmental education
	Env	6 Energy
	Env	7 Transport
	Env	8 Agriculture
	Env	9 Fresh water supply
	Env	10 Biodiversity
	Env	11 Vegetation
	Env	12 Land & resource conservation
	Env	13 Parks & open space
	Env	14 Air & water quality
	Env	15 Marine protection
	Env	16 Waste reduction & recycling
	Env	17 Architectural & cultural site heritage
	Env	18 Cities planning
	Env	19 Regional planning

Quadrant	Topic areas for the Directions of Australia Together	
Our Economy 	Econ	1 Economic planning, growth & transition
	Econ	2 Employment planning & industry transition
	Econ	3 Equitable improvement in living standards
	Econ	4 National wealth generation & sharing
	Econ	5 Market regulation & competition policy
	Econ	6 Government competitive business participation
	Econ	7 Science, research, innovation & collaboration
	Econ	8 Technology development & digitisation
	Econ	9 International economic engagement & trade

Quadrant	Topic areas for the Directions of Australia Together	
Our Governance 	Gov	1 Strength of democracy
	Gov	2 National values & identity
	Gov	3 Human & other rights
	Gov	4 Constitutional reform
	Gov	5 Transparency, openness & accountability
	Gov	6 Government ethics
	Gov	7 Public service independence & excellence
	Gov	8 Electoral system & funding reform
	Gov	9 Corporate & NGO responsibility
	Gov	10 Free communications policy & regulation
	Gov	11 International participation & global justice
	Gov	12 Peace & security
	Gov	13 Humanitarian effort

Direction statements for each topic area

Within each topic area a description has been applied about a Direction of travel. These Directions describe what Australia will become in accordance with the Vision if we travel via certain routes. They are our signposts for safe travel.

As stated above, the Directions form part of the Vision but they also serve to guide progress away from routes we wish to avoid. For instance, in relation to the topic area of **Society**

12 – Aged care & disability services, a Direction statement has been selected suggesting that Australia will become “**a sure provider of lifelong dignity**”. This expression of a Direction is a safeguard against exclusion of a potentially disadvantaged group. The 57 Direction Statements taken together could be said to describe the character of the nation, land and home that Australia will become if, as a collective, we pursue the Vision via these 57 routes.

Resources permitting, Australians will be asked in community engagement whether they want Australia to travel in these Directions or suggest different routes. This may result in amendments to the drafted wording of the Vision and/or Directions. Results of engagement on the wording of the Vision and Directions will be published in full.

How are Targets & Indicators being developed for *Australia Together*?

The quadruple bottom line planning framework provides a convenient way of organising Targets and Indicators that we can then use to monitor our progress towards or away from the Vision and whether we are still on course with the Directions. This QBL approach is not new. It is an approach that has been taken by agencies such as the Australian Bureau of Statistics in its Measures of Australia's Progress (MAP) project. Due to withdrawal of government funding, MAP was closed down in 2014. In ***Australia Together***, ACFP is re-starting the QBL method to organise a **National Wellbeing Index**. This comprehensive Index is more detailed and integrated than the MAP project and will function not just as a register of baseline data but as a mechanism for connecting baselines to Targets. This is new. These connections will make it possible not just to transparently measure “progress” (as MAP did) but to gauge our movement towards or away from the specific Targets that have been deemed to be consistent with preferred Directions and the Vision.

In ***Australia Together***, Indicators of wellbeing in terms of society, the environment, the economy and governance have been and will continue to be collected from a variety of sources. As they are collected, they will be connected to Targets. Collection of Indicators and baseline data and development of Targets will be ongoing.

For a number of Targets, connections will also be made with the United Nations' Sustainable Development Goals (SDGs). Australia is a signatory to the UNSDGs which means that as a nation we have already made commitments meet to seventeen SDGs by 2030. The Department of Foreign Affairs & Trade is developing a monitoring program to enable Australia to report on progress towards the adopted SDGs. Targets in ***Australia Together*** are entirely consistent with the adopted SDGs but the QBL National Wellbeing Index in this plan provides a more comprehensive monitoring system for progress towards the SDGs and extends beyond 2030.

Direction statements are signposts of the safe routes in the map to our preferred future.



Targets in *Australia Together* are consistent with Australia's commitments as a signatory to the United Nations Sustainable Development Goals



How are Strategies being developed for *Australia Together*?

Strategies for ***Australia Together*** are to be developed over time via two processes.

Process 1 – Integrating existing Strategies:

This involves establishing a framework in which existing Strategies that have potential to deliver our Vision can be progressively gathered and integrated. At the outset of 2020, Australia has no central location which registers Strategies already in existence and no way of linking them to determine whether they overlap, double up, enhance each other or defeat each other. Because this central portal does not exist there is also no efficient way of determining where Strategies that we need do not yet exist. ***Australia Together*** is to be built slowly to function as such a portal, a place to which anyone can go to search for Strategies that are consistent with the Vision for ***Australia Together*** and to create networks of cooperation for Strategy.

Process 2 – Imagining new Strategies:

This involves examining each of the Directions, setting Targets for how far we wish to travel in that Direction and imagining new Strategies that will take us to the Target. Targets and Strategies emerging from this process will often contribute to the achievement of more than one Direction. This is the virtue of Integrated Planning & Reporting. Within the framework, imagination enhances the power of all the other Strategies.

How are decisions made about inclusion of Targets and Strategies?

National IP&R is community driven – bottom-up – planning where the intention is that a community ownership of ***Australia Together*** can grow over time and we can reach a high degree of confidence that the plan does indeed present the best possible chance of delivering the future we want **in all our diversity**.

Accordingly, once a general level of agreement has been reached about the Vision and Directions, suggestions can be made by anyone for inclusion of a Target or Strategy in the plan. Indeed, the IP&R process welcomes such creativity and participation. It is designed to inspire Australians to be expansive in their thinking about what can be achieved in social cohesion, environmental and economic sustainability, and fair and ethical governance. However, a case must be made each time as to whether and how a suggestion will contribute positively to particular Directions and to the Vision and will do so without unduly disabling other parts of the plan.

In this draft of ***Australia Together***, ACFP has:

- commenced selecting Targets and Strategies after detailed examination in **By 2050** of issues affecting Australia's future, and has
- begun to assemble them so that they form "**a starting plan**", as it were.

Additional Targets and Strategies will be added and existing ones can be revised, replaced or deleted at any time within an orderly assessment framework. This framework is set out in the ***Community Engagement Program for Australia Together***, accessible at <https://www.austcfp.com.au/faq>

How are priority Targets and Strategies to be isolated?

Important Note

This issue of ***Australia Together*** begins the process of Strategy development by focussing in the first instance on twenty key issues that must be solved by 2030 if we are to arrive safely in 2050 with an acceptable degree of wellbeing and security.

These issues are identified in the videocast series, ***The State of Australia in 2020***.

This issue of ***Australia Together*** begins the process of linking these key Targets and Strategies.

The linked priority Targets and Strategies isolated thus far are set out in more detail in Chapter 9 under headings shown below for **Society**, **Environment**, **Economy** and **Governance**.

This list will grow with each edition of

Australia Together.



Top priority Targets and Strategies in Our Society (Starting Draft)

• Constitutional recognition of First Nations	Soc02.01
• Re-introduction of fee-free tertiary education	Soc05.01
• Reverse public school underfunding and private school overfunding	Soc05.02.01
• Universal access to free childcare	Soc11.01
• End domestic violence by restoring funding for shelters and support services enabling 100% of women threatened by domestic violence to escape to safety	Soc10.05
• Aged Care Royal Commission – Implementation of Recommendations: New independent and accountable institutional arrangements	Soc12.03.01
• Sovereign Capability Strategy for National Resilience in Global Crises	Soc16.01



Top priority Targets and Strategies in Our Environment (Starting Draft)

<ul style="list-style-type: none"> Achievement of net zero carbon emissions within a carbon budget that will maximise chances of limiting global heating to 1.5° Celsius 	Env02.01 Env02.01.01 Env02.01.02
<ul style="list-style-type: none"> Legislated program to increase GDP and returns to landholders and mitigate climate change by increasing native forestry cover and restoring degraded ecosystems 	Env11.01
<ul style="list-style-type: none"> National Electricity Market system investment and security 	Env06.02
<ul style="list-style-type: none"> Reintroduction of a National Renewable Energy Target 	Env06.03
<ul style="list-style-type: none"> National Climate Change Prevention, Mitigation and Adaptation Commission 	Env03.01



Top priority Targets and Strategies in Our Economy (Starting Draft)

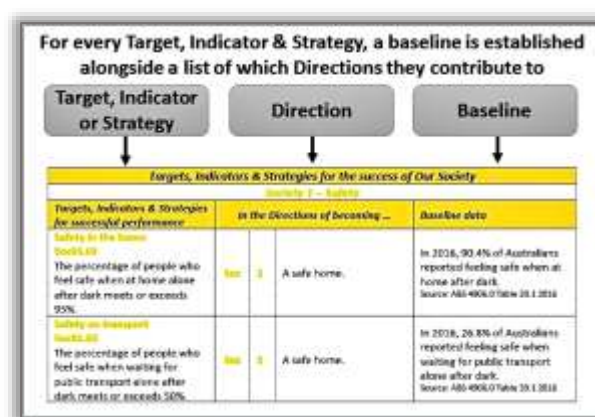
<ul style="list-style-type: none"> National plan for full employment supported by a social wage 	Econ02.04
<ul style="list-style-type: none"> Establishment of an accord on wealth, welfare and wellbeing 	Econ04.02
<ul style="list-style-type: none"> Community engagement on national budget priorities 	Econ04.02.02
<ul style="list-style-type: none"> Establishment of the Community Australia Bank 	Econ04.02.03
<ul style="list-style-type: none"> Restoration of a fair and progressive taxation system 	Econ04.03
<ul style="list-style-type: none"> Increasing government sector participation in the economy by a program of expansion of public sector employment in health, welfare, education, housing, conservation and land care, renewable energy, buildings efficiency and transport 	Econ02.04.01
<ul style="list-style-type: none"> Revocation of policies restricting government sector participation in Australia's economy 	Econ04.02.01
<ul style="list-style-type: none"> Program for recovery of ownership and operation of government trading enterprises 	Econ06.01 Econ06.01.01
<ul style="list-style-type: none"> National Competition Policy review 	Econ05.01
<ul style="list-style-type: none"> National Economic Transitions Commission 	Econ02.05
<ul style="list-style-type: none"> Economic composition and transformations – Carbon credits market development & a Carbon in the Land and Sea Finance and Trading Corporation 	Econ01.07
<ul style="list-style-type: none"> Reintroduction of a price on carbon 	Econ01.08

	Top priority Targets and Strategies in Our Economy (Starting Draft)	
<ul style="list-style-type: none"> • Integrated & Funded Program for Meeting Australia's Commitments to the United Nations Sustainable Development Goals (UNSDGs) 	Econ01.09	

	Top priority Targets and Strategies in Our Governance (Starting Draft)	
<ul style="list-style-type: none"> • Constitutional Convention 	Gov04.01	
<ul style="list-style-type: none"> • Binding code of ethics and conduct for federal parliamentarians 	Gov06.03	
<ul style="list-style-type: none"> • Federal independent commission against corruption 	Gov06.04	
<ul style="list-style-type: none"> • Royal Commission and community engagement to review national security legislation and its impact on key safeguards for Australia's democracy, including free speech, freedom of the press and transparency in government conduct 	Gov05.02	
<ul style="list-style-type: none"> • Development of a national regulatory framework for an ethical, democratic information market 	Gov10.02 Gov10.02.01 Gov10.02.02	
<ul style="list-style-type: none"> • Independent regulation of compliance with a code of ethical conduct by publishers and social media 	Gov10.03 Gov10.03.01	
<ul style="list-style-type: none"> • Protection of whistleblowers making genuine public interest disclosures 	Gov05.02.01	
<ul style="list-style-type: none"> • Integrated Strategy for Defence, Diplomacy and Security 	Gov12.04	

How will an End of Term Report be developed for *Australia Together*?

A key feature of Integrated Planning & Reporting is, of course, regular comprehensive reporting. The **End of Term Report** is a factual report on movement towards or away from Targets relative to the baselines established in the plan. Baselines are set out for every Target, Indicator and Strategy alongside a list of which Directions they contribute to. Many Targets and Strategies contribute not just to one but to several Directions at once.



The baseline data form the basis of the QBL National Wellbeing Index but they are linked with Targets, Indicators and Strategies and Directions for measurement purposes. End of Term Reports roll up lots of data into easily viewed pictures of the truth about our changing wellbeing – both the perception of it and the physical reality. At election time, or throughout the period of the elected government, anyone can go to this one-stop-shop for non-partisan evidence about movement towards or away from our Vision for a better life. And the evidence can be viewed in as much or as little detail as we prefer. Crucially, it is objective evidence. Even the evidence about our perceptions is objective in the sense that it will come from statistically valid surveys reporting our satisfaction with progress. When combined with data on physical measures it will be possible to see the trend during the period. Those trends can be represented simply on one page and might look like the following table (but obviously the arrows are not based on data at this time and are purely illustrative of how results may be pictorially represented).



Draft Vision for <i>Australia Together</i> Perceived and actual progress		
Vision	Perception of progress towards the Vision	Progress taking into account perceptions and physical measures
We are safe	→	←
We are reconciled with and celebrate our First Nations peoples and their cultures	←	←
Everyone is welcome to participate positively in community life	← →	← →
... and so on ... until all aspects of the Vision have been assessed		

Chapter 3 – The Directions of *Australia Together*

In ***Australia Together***, the Directions of travel are:

- socially inclusive, equitable and intelligent,
- environmentally sustainable,
- economically fair and resilient, and
- democratically open and ethical.

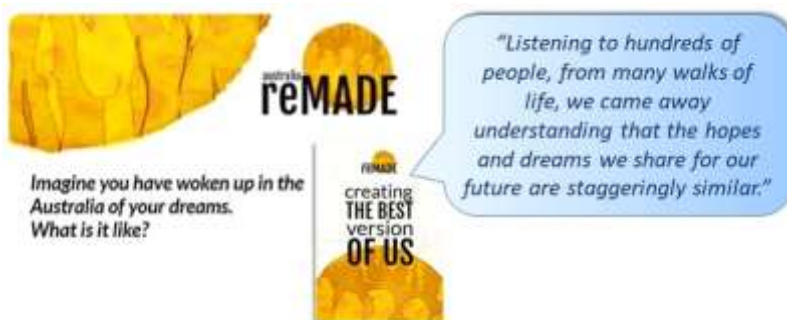


To describe the safe path in each topic area, a single Direction Statement has been drafted as the probable acceptable course towards the Vision, based on reviews of the preferences of Australians over the decade to 2020 about their aspirations, values, dreams, and concerns for their quality of life. The Targets and Indicators of the plan have been scoped to enable us to travel safely in these Directions.

If Australians, on survey, prefer to travel in Directions different to these, then amendments will need to be made to the Directions. However, in this event it is unlikely that amendments will need to be made to Indicators and baselines due to the fact that the Directions, Targets and Indicators are organised along the QBL and therefore cover all the topic areas of policy, legislation, administration, institutions and services that we need to monitor anyway if we are to be assured that our country is being run efficiently. These Indicators and baselines are just as likely to work well for modified Directions, and the work on the QBL National Wellbeing Index should not therefore be wasted.

Both the Vision for *Australia Together* and the Direction Statements can be sanity checked by Australians via a simple method. This involves imagining them in reverse – imagining becoming the opposite of the way the Australia of the future is described in the Directions. Such an exercise is useful in two ways.

Firstly, it helps us see that, when it comes to what we want for the future, we hold “staggeringly similar” sets of values and aspirations. This is a nation entirely capable of thinking and acting together for a shared long-term outcome.



Secondly, imagining the reverse of the Direction Statements helps us identify and steer ourselves away from what we want to avoid in our future. The Direction Statements are a way of organising our collective efforts to make our “staggeringly similar” dreams a reality. They give a practical boost to our chances of making our ideal future a reality.

Surveys about the values of Australians consistently indicate that we can envision and agree on what we want easily enough. But we are not organised to get there. The Directions Statements help us get organised. They help us work together, instead of tripping each other up. The next sections provide the starting draft of the Directions for ***Australia Together***.



Directions in Our Society – Starting Draft

16 directions for our society



Directions in Our Society			
In Our Society		Australia becomes:
Soc 1	Safety	A safe home
Soc 2	Indigenous heart	A land with an Indigenous heart
Soc 3	Belonging & inclusion	Inclusive, welcoming & enabling
Soc 4	Health & wellbeing	A place of optimal health and wellbeing
Soc 5	Education	A model of educational opportunity
Soc 6	Equality	A society of equals
Soc 7	Diversity	A success because of its diversity
Soc 8	Women & LGBTIQ+	A success because of gender equality
Soc 9	Housing	A land without homelessness and with decent affordable housing for all
Soc 10	Family cohesion & community services	A place of supportive familial & other connections & without domestic abuse
Soc 11	Early childhood care	A land without child disadvantage
Soc 12	Aged care & disability services	A sure provider of lifelong dignity
Soc 13	Arts & culture	A wellspring of inspiration & creativity
Soc 14	Police services	A model of community service & responsible exercise of authority in policing
Soc 15	Justice	Confident of justice for all
Soc 16	Emergency services	A society prepared and resilient in times of disaster

Directions in Our Environment – Starting Draft

19 directions for our environment



Directions in our Environment			
In Our Environment		Australia becomes:
Env 1	Environmental advocacy	A leading global advocate for action on climate change
Env 2	Climate change prevention	A net zero emissions nation
Env 3	Climate change adaptation	A proactive planner of climate change adaptation
Env 4	Environmental regulation & approvals	A nation that puts the environment before unsustainable consumption
Env 5	Environmental education	An environmentally educated community
Env 6	Energy	A renewable energy superpower
Env 7	Transport	Efficiently connected through low emissions transport
Env 8	Agriculture	Environmentally and economically sustainable in agriculture
Env 9	Fresh water supply	Confident of safety and security of its water supplies
Env 10	Biodiversity	A biodiversity haven
Env 11	Vegetation	A replanted and reforested land
Env 12	Land & resource conservation	A protector of scarce resources
Env 13	Parks & open space	A provider of accessible national & urban parkland
Env 14	Air & water quality	A pollution free biosphere
Env 15	Marine protection	A marine wildlife haven
Env 16	Waste reduction & recycling	A producer of zero waste
Env 17	Architectural & cultural site heritage	A conservator of cultural & built heritage
Env 18	Cities planning	Multi-central in its cities, efficiently connecting people with jobs, health, education and recreation
Env 19	Regional planning	A land of thriving self-supporting regions

Directions in Our Economy – Starting Draft

9 directions for our economy



Directions in Our Economy			
In Our Economy		Australia becomes:
Econ 1	Economic planning, growth & transition	A model of transition from excessive consumption to sustainability
Econ 2	Employment planning & industry transition	A model of employment planning & justice in industry transition
Econ 3	Equitable improvement in living standards	A country where economic opportunity, growth & prosperity are equitably shared & living standards improve continuously for all
Econ 4	National wealth generation & sharing	A nation fairly raising and sharing its wealth
Econ 5	Market regulation & competition policy	A strong regulator of fairness in markets creating confidence for investors
Econ 6	Government competitive business participation	An economy with competitive & profitable public participation
Econ 7	Science, research, innovation & collaboration	A collaborative intelligent nation
Econ 8	Technology development & digitisation	Enabled in meeting the communication & information demands of the future
Econ 9	International economic engagement & trade	Productive and prosperous through fair trade agreements

Directions in Our Governance – Starting Draft

13 directions for our governance



Directions in Our Governance			
In Our Governance		Australia becomes:
Gov 1	Strength of democracy	A proactive participatory democracy
Gov 2	National values & identity	A nation knowing and affirming decency
Gov 3	Human & other rights	A nation with avowed rights for all
Gov 4	Constitutional reform	A free, self-governing, modern nation
Gov 5	Transparency, openness & accountability	Open, transparent & accountable in its governments & institutions
Gov 6	Government ethics	A world benchmark in leaders' conduct
Gov 7	Public service independence & excellence	Committed to public service independence & excellence
Gov 8	Electoral system & funding reform	Protected from undue sectional influence in elections
Gov 9	Corporate & NGO responsibility	A nation outlawing corporate greed & encouraging private sector ethics & community partnership
Gov 10	Free communications policy & regulation	A guardian of freedom & accountability in political discourse, news media & the wider information market
Gov 11	International participation & global justice	A just participant on the global stage
Gov 12	Peace & security	A nation assured of enduring peace
Gov 13	Humanitarian effort	A nation leading in empathy & global cohesion

Chapter 4 – The Targets and Indicators of *Australia Together* – the QBL National Wellbeing Index



With any strategic plan we need to know just how far we want to travel in the Directions we've set. We need to have our eye firmly on the preferred Targets and make sure we select the best available Indicators of progress towards those Targets.

Sometimes the Targets can be expressed in terms of tangible physical outcomes that we want. At other times, especially if we're trying to measure social wellbeing, it's not so easy to define a "hard edged" objective Target. In that case we need to rely on somewhat more subjective or qualitative impressions, and the consensus about those, to get an "indication" of progress rather than an objective or physically quantifiable measure of it.

Australia Together aims to measure progress:

- toward or away from the Vision, **and**
- toward or away from our Quadruple Bottom Line aspirations for the type of society, environment, economy and governance we want.

This comprehends that our wellbeing is a function of a web of multiple but interconnected factors. For the purpose of measuring this progress, ***Australia Together*** must build and rely on a mixture of:

- objective targets for physical outcomes, and
- more subjective indicators of improving quality of life as evidenced by surveys of community attitudes, perceptions and satisfaction.

Taken together these will give us a reliable holistic picture of wellbeing for ourselves and the environment, economy and democracy we live in – as the interdependent things that they are.

The level of ambition in Targets

The Targets in ***Australia Together*** are being set at various levels of ambition.

- Sometimes the ambition will be simply to maintain the status quo and ensure that quality of life on those particular Indicators does not deteriorate – at least until Australians decide they want to strive for a significant improvement.
- At other times, the Targets will be set to strive for significant improvement.

In this first draft of ***Australia Together***, the level of ambition for each Target will generally be set based on the research and findings set out in [By 2050](#) and in [The State of Australia in 2020](#) about Australia's current wellbeing and our capacity, strengths and weaknesses as a modern

How far do we want to travel in
each of the Directions of

Australia Together?

For something that is really important
to us – we need to Aim High. Aim to fix
it. That is what a long term plan is for.

“

By 2050

Chapter 6

*When it comes to issues that we
all know are important – but which
we might tend to think are too
difficult to solve or intractable –
setting ambitious targets is not only
vital to solving the problem, it is the
cheapest thing to do over the longer
term. Aiming high – aiming to fully fix
the problem, not just fiddle at the
edges – is the key to success, and to
efficiency in success.*

”

economy, democracy and environmental custodian. Baseline data for the Targets, Indicators and Strategies, taken together, will generally reflect the QBL health and wellbeing of Australia at the outset of the 2020s, as assessed in **By 2050** and in other relevant research as and when it may come to light. They translate the general and particular findings of **By 2050** and [The State of Australia in 2020](#) into observable data about Australia in 2020 (or thereabouts) and integrate those data points into a single space – the QBL National Wellbeing Index. This work will be ongoing. The current assessed health and wellbeing of Australia indicated by the individual baseline data points could be regarded as:

- poor in the areas where Targets are ambitious, and
- reasonable or good in the areas where targets are simply set to ensure no deterioration in that quality of life on that particular Indicator.

The top twenty issues to solve by 2030

By 2050 assembles research across a wide variety of quality of life issues and references hundreds of statistical data points and observations of researchers, journalists, historians, scientists, economists and policy commentators. As such, **By 2050** functions as far as possible as a consolidated issues paper for Australia, marking a point in time – the beginning of the 2020s. The findings are that Australia is not in good shape in terms of its current health and wellbeing and its preparedness for future challenges and is struggling particularly with twenty critical issues that must be solved by 2030, if possible, to ensure we arrive safely in 2050 with an acceptable degree of wellbeing and security.

These twenty issues have been set out in Australian Community Futures Planning's seven part videocast series, **The State of Australia in 2020**, accessible on [YouTube](#) and at <https://www.austcfp.com.au/state-of-australia>

The identified twenty critical issues are:

- | | |
|---|--|
| 1. Growing inequality | 12. Economic decline |
| 2. Growing poverty, homelessness and hunger | 13. Lost public ownership |
| 3. Loss of the fair go for all | 14. Inertia in transition to decarbonisation |
| 4. Growth in racial and religious conflict | 15. Environmental decline |
| 5. Indigenous exclusion | 16. Climate policy failure and steps to avoid climate change |
| 6. An outmoded and failing Constitution | 17. Declining health and safety at home |
| 7. Loss of rights, open governance and transparency | 18. Declining educational attainment |
| 8. Declining participation in democracy | 19. Declining quality of life and loss of social cohesion |
| 9. Unethical governance | 20. Declining wellbeing and happiness |
| 10. Fractious international relations | |
| 11. Corporate irresponsibility | |



Factual details and data presented in **The State of Australia in 2020** provide many of the starting points for **Australia Together** – i.e., they provide much of the baseline data which forms the QBL National Wellbeing Index. Because the datapoints on the twenty critical issues function to pinpoint some of our biggest weaknesses as a nation in 2020, they also function as the basis for some of the most ambitious Targets that Australians can draft into their first national community futures plan.

Targets have been and will continue to be selected on the basis of the minimum deemed necessary to meet the QBL aspirations of Australians and move as close as we might hope towards realisation of the **Vision of Australia Together** by 2050.

For a deeper insight into the genesis of or background to the Targets in this draft of **Australia Together**, see [By 2050](#), particularly:

- Chapters 2, 8, 9 and 11 in relation to Targets on human rights and Constitutional reform,
- Chapters 6, 8, and 11 in relation to Targets for the environment and climate change;
- Chapter 7 and 8 in relation to Targets for the national economy, welfare, taxation, employment and industry transition;
- Chapter 9 in relation to Targets in the area of inequality;
- Chapters 4, 7, 9, 10 and 11 for education, health, domestic safety, poverty and homelessness;
- Chapters 4 and 11 in relation to Targets for reform of the state and federal public services.

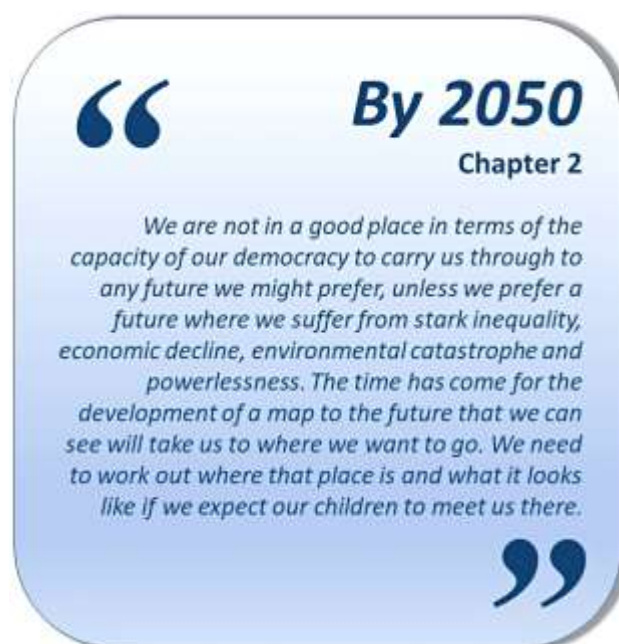
As stated in above, several of the Targets also have their genesis in the **United Nations Sustainable Development Goals 2015**, to which Australia is a signatory.

It is regrettable that few if any of the explanations in **By 2050**, which provide context to the more *ambitious* Targets in this draft, portray Australia's current health and wellbeing in a net positive light. Indeed, overall – and despite our relative wealth as a developed nation – Australia is not performing well compared to other developed nations. Part of the purpose of **Australia Together** is to turn this situation around and find the least cost most acceptable way to do it over the medium to longer term.

As a rule of thumb, readers should assume that if a Target appears ambitious, this is because Australia has been found to be performing poorly in that area and that the future of our children and grandchildren is dependent on our taking on as much responsibility as we can in the 2020s to meet that Target at the lowest long run cost. The QBL National Wellbeing Index provides the data Australians need to know in 2020 so that they can understand the extent of effort needed to arrive safely home in 2050.

Throughout the planning cycle for **Australia Together** (see Chapter 1 above), Australians will have multiple opportunities to provide input and assistance on all aspects of **Australia Together**, including insight into relevant Targets and Strategies. For information about how and when to provide assistance and intelligence, visit **Australian Community Futures Planning** at www.austcfp.com.au

Important Note: This draft of Australia Together does not yet include all the Targets, Indicators and Strategies that will be applicable. These omissions are intentional and will be corrected over time with the input of Australians.



Note regarding the layout of Targets, Indicators & Strategies in Chapters 5 to 8

Australia Together is a plan designed to help Australians maximise their chances of making the Vision a reality. This is a very big undertaking, especially as it involves integrating a large number of Targets, Indicators and Strategies so that they help us travel in the right Directions towards the Vision, instead of via routes we would wish to avoid.

Accordingly it is important to organise the plan so that actual progress towards or away from the Vision can be easily examined and reported on and so that the course of travel, if necessary, can be reset if something goes wrong and before it is too late. For this purpose:

1. **Targets and Indicators** of progress are being progressively built into the plan to facilitate reporting on real **outcomes** – for example, whether life expectancy or mental ill-health are increasing or decreasing; **and**
2. **Strategies** are being progressively built into the plan that function as the most effective **inputs** to increase the chance of meeting desired **outcomes** – for example:
 - a **Strategy** of increased funding for public health may be included to contribute to the achievement of a desired **outcome** such as increased life expectancy; **or**
 - several integrated **Strategies** to reduce inequality, homelessness and poverty may be included to contribute to achievement of multiple desired **outcomes** such as increased life expectancy and decreased mental ill-health.

Targets, Indicators and Strategies are all:

- a) generated from a particular **baseline** (always shown in the right hand column of the following tables), and
- b) geared towards a particular Direction or multiple Directions of travel.

Most Strategies are geared up to contribute to more than one Direction; but they too come with inbuilt Targets, such as a year by which they must be reached.

Targets, Indicators, Strategies and Directions are therefore all inter-related; this is an essential feature of Integrated Planning & Reporting. Integration is what speeds up progress towards the Vision and reduces the cost of reaching it over time.

Because the Targets, Indicators, Strategies and Directions are all inter-related, ACFP has chosen to link each of them within and across Chapters 5 to 8, using the Directions as the central way of organising the linkages in the plan. Effectively, the Directions are the routes by which we move from each specific baseline safely through to its relevant Target.

To make it as easy as possible to follow the plan (the map) and to report on outcomes, the Targets, Indicators and Strategies have been listed under **keyword or phrase headings** (always shown in the left hand column of the following tables). Readers looking for Targets and Strategies in a topic area of particular concern to them can simply search on a keyword using the normal “Find” function on the PDF electronic reader or [use the keyword/phrase list in Chapter 10](#) to locate the map position of the topic they are seeking in the plan. That map position is represented by a unique number.

If a topic of particular interest is not yet included in the plan, it is likely to be included in a subsequent edition. Suggestions for inclusions can be made during public comment periods as they open from time to time. For information of how and when to make suggestions, see the [Community Engagement Program for Australia Together](#).

Chapter 5 – Targets, Indicators & Strategies for Success in Our Society

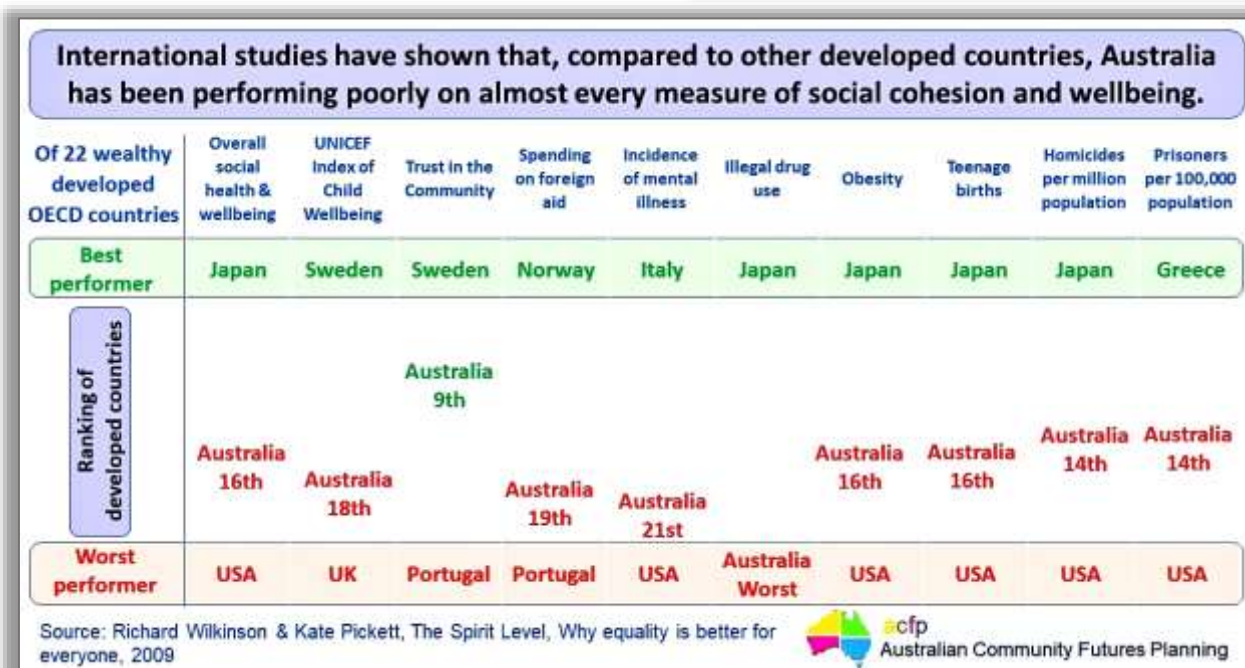


Brief context for the Targets, Indicators & Strategies for Our Society

At the outset of the 2020s the expectation of a fair go for all Australians is in decline. Income inequality has been growing slowly but steadily over the last two decades and wealth inequality has markedly increased. Between 2014 and 2018:

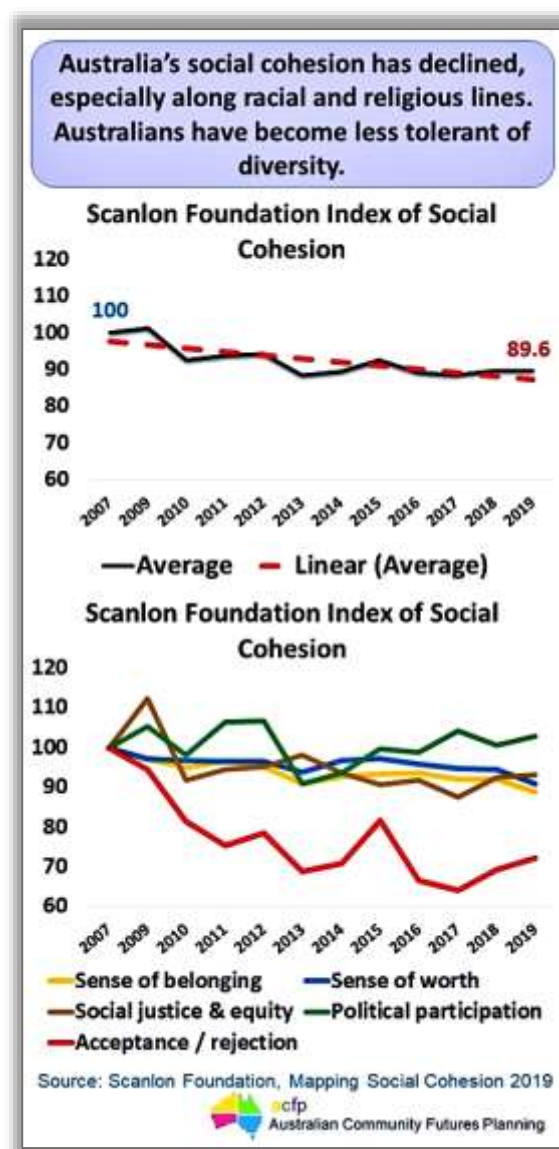
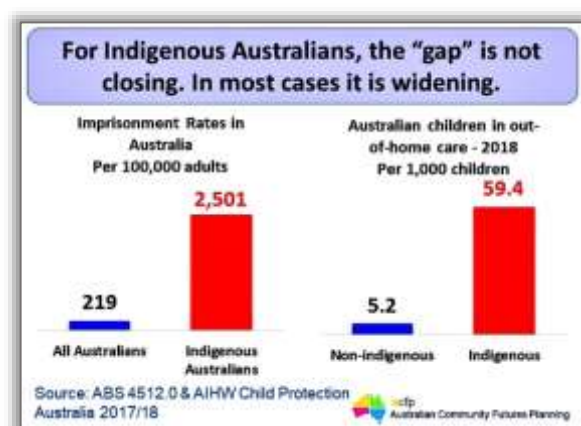
- the wealthiest 25% of Australians increased their income by nearly double that of median household incomes, while the wealth holdings of the poorest 20% of households actually declined; and
- while the wealth of the *average* Australian household surged past \$1 million, low-income families have seen no increase in their net worth for more than a decade.

This has resulted in Australia's economy being smaller and growing more slowly than it would otherwise. But more than that – because in a developed country like Australia, improved wellbeing arises less from continued economic growth than it does from ***fair sharing*** of any growth in national income and wealth – **Australia has inevitably been slipping on all manner of other measures of social health and happiness as shown below.**



The above study by epidemiologists in 2009¹ provides evidence that **increasing inequality in wealthy countries is strongly correlated with decreasing health and wellbeing**. And regrettably, through the 21st century the picture has worsened for Australia. For instance:

1. The Scanlon Foundation's Index of Social Cohesion has declined from its baseline of 100 in 2009 to 89.6 in 2019 and most notably along racial, religious and cultural lines. **More people reporting a decline in their sense of belonging and experience of rejection because of their skin colour, ethnic origin or religion.**²
2. **Australia's First Nations, Aboriginal and Torres Strait Islanders, languish in entrenched disadvantage** compared to non-Indigenous Australians on every indicator of health and wellbeing.



3. Australians are suffering **significant increases in diabetes, obesity, mental health and behavioural conditions**.

The health of Australians is declining at alarming rates in some cases.

Disease	Growth of disease		
Rate of obesity in adult Australians	18.7% in 1995	31.3% in 2018	66% increase since 1995
Rate of diabetes in adult Australians	3.3% in 2001	4.9% in 2018	50% increase since 2001
Number of adult Australians suffering mental health or behavioural conditions	4,000,000 in 2015	4,800,000 in 2018	20% increase in only 3 years

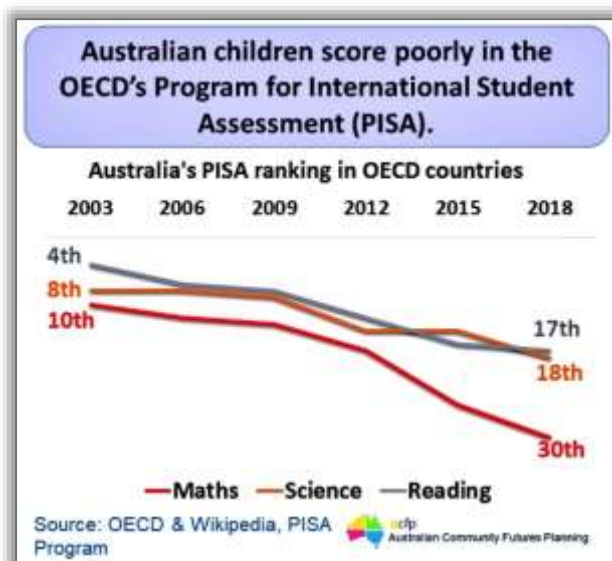
No reduction has been observed in the incidence of other diseases, including heart disease, asthma, cancer, arthritis, osteoporosis, high blood pressure, hypertension or kidney disease.

Source: ABS, National Health Survey 2017/18

¹ Emeritus Professor Richard Wilkinson and Professor Kate Pickett, *The Spirit Level: Why Equality is Better for Everyone*, Penguin Books, 2009.

² Professor Andrew Markus, "Mapping Social Cohesion 2019, The Scanlon Foundation Surveys", <https://scanloninstitute.org.au/sites/default/files/2019-11/Mapping%20Social%20Cohesion%202019.pdf>

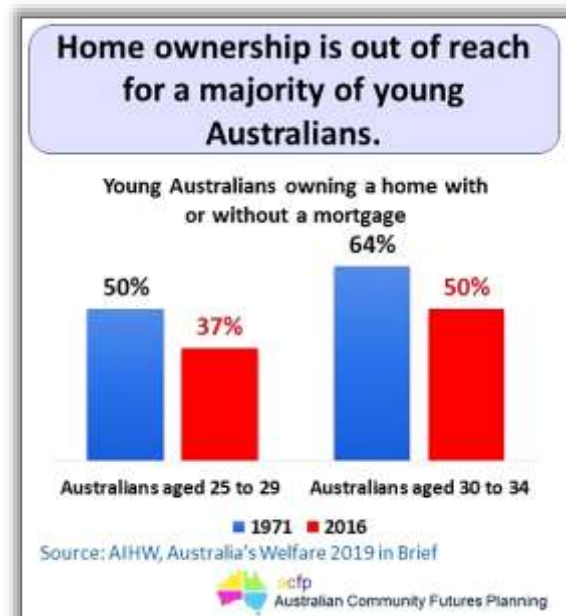
4. Poverty, hunger and homelessness are rising.
5. Educational attainment for school children has plummeted³.



6. Australia's claim to be "the best place in the world to raise a child"⁴ is without basis, inasmuch as the latest comparative data from UNICEF shows that in terms of both the material wellbeing of children and their health and safety, Australia scores well below the average of OECD countries⁵. This is manifest in domestic abuse.



7. Housing affordability has become a crisis: in 2017/18, the proportion of lower income households spending more than 30% of their gross weekly income on housing costs was 56.9% of those renting from a private landlord, and 41.3% of owners with a mortgage. And for those wishing to escape domestic abuse, crisis accommodation services are inadequate. In 2019, more than 1 in 2 women were turned away from crisis accommodation every night.



³ OECD PISA Program and Wikipedia, https://en.wikipedia.org/wiki/Programme_for_International_Student_Assessment

⁴ Scott Morrison quoted in Amy Remeikis, "No better place to raise kids': Scott Morrison's new year message to a burning Australia", The Guardian, 1 January 2020, accessible at https://www.theguardian.com/australia-news/2020/jan/01/no-better-place-to-raise-kids-scott-morrison-new-year-message-burning-australia?CMP=Share_iOSApp_Other

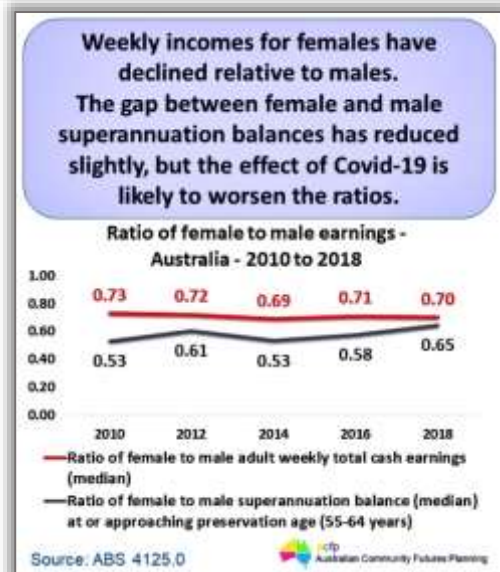
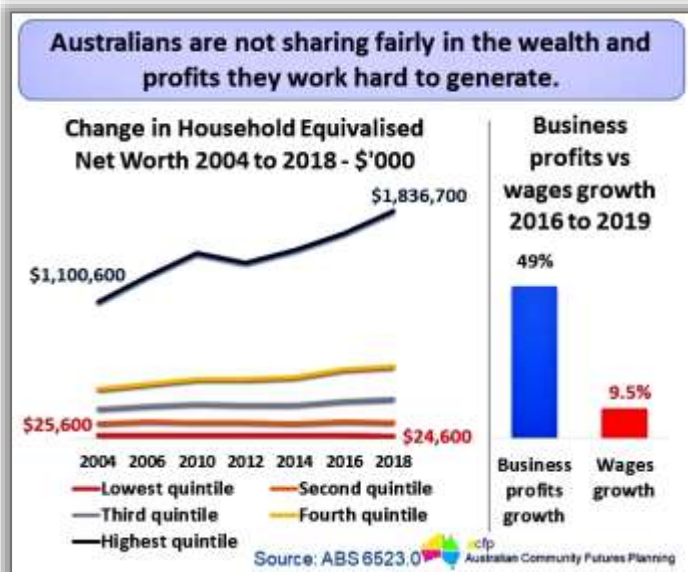
⁵ UNICEF, "Child poverty in perspective: An overview of wellbeing in rich countries", 2007, accessible at <https://www.unicef.org/media/files/ChildPovertyReport.pdf>

8. **Aged care is in crisis** and in 2021 over 100,000 Australians in need are unable to obtain home care packages.

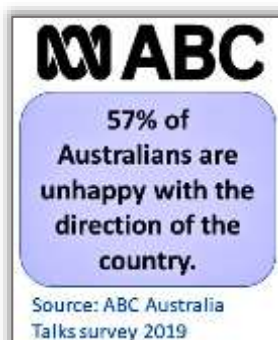
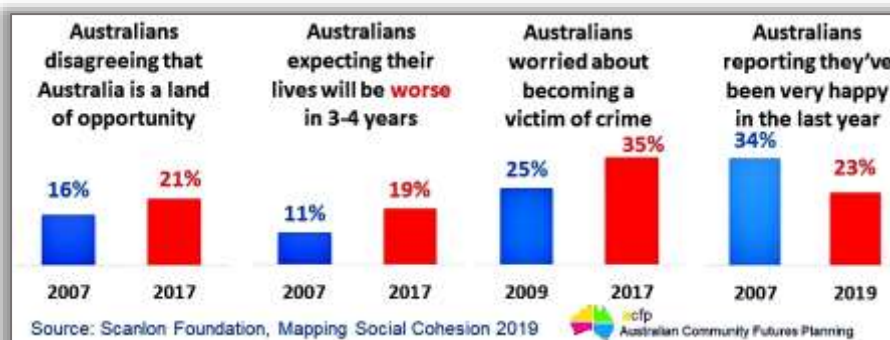
9. **The equality of Australians is faltering on multiple fronts** including:

- gender equality,
- sharing of national income and wealth between rich and poor,
- equality before the law, and
- equality of Indigenous Australians under the Constitution.

Australia's failures in Indigenous recognition and reconciliation are standing in the way of our ability to define ourselves as a nation and state what decency means for us.



10. Finally, Australians are increasingly fearful for their own safety and unhappy with their own lives, their prospects for the future, and the direction of the country as a whole.



If Australians want to see a better report card on the state of our society in the next few years, it will be necessary to work towards **an inclusive society with a new emphasis on equality** including:

- achieving gender equality;
- closing the gap for Indigenous Australians and enshrining their equality in the Constitution;
- promoting racial equality and appreciation of difference, including difference in sexual preference – reversing the recent decline in tolerance and in appreciation of diversity and multiculturalism as the basis of Australia’s success;
- reducing income and wealth inequality; and
- providing equality before the law for all Australians, including restoration of rights to open trial and the pre-eminent rights of children in detention and in family court disputes.

This inclusive society of equals is vital to Australia’s economic security – a fact made plain by economists, scientists, universities and business leaders in the Australian National Outlook 2019⁶ led by the National Australia Bank and the CSIRO. In their considered expertise, realisation of our most optimistic predictions for our economy depends heavily on our maintaining highly inclusive societies, economic institutions and markets. Conversely, a divided society that is unappreciative of diversity will make the most pessimistic economic scenario a reality. Excluding diverse talents will make for a fragile economy, not a resilient one capable of carrying more of us to prosperity.

For more information on the context for Targets and Strategies included in **Australia Together for Our Society**, view [The State of Australia in 2020](#) on [YouTube](#).

**Further decline in tolerance of diversity
will lead to
a decline in inclusion and equality
which will then lead to
a loss of the full use of our human capital
which will then result in
slower economic growth or contraction.**

The best economic future relies on ...

“ *Inclusive institutions which encourage people to participate in a choice of vocations that make best use of their skills, create opportunities for all, regardless of social and economic status at birth, and improve living standards while fairly sharing the benefits of increased prosperity.* ”



National Australia Bank & CSIRO

Detailed context for the Targets, Indicators & Strategies in Our Society can be found in *The State of Australia in 2020* – especially Episodes 2, 5 and 7.

[Click here for The State of Australia video playlist](#)



The following Targets, Indicators and Strategies for our society are derived consistent with the primary objectives of building an Australian society that:

- is inclusive and appreciative of diversity;
- resolves racial and religious conflicts and creates equal rights for all, including First Nations;
- reinstates the fair go for all as a genuine possibility; and
- as per the **Vision for Australia Together**:
 - maximises the safety of all Australians in their homes, in their public spaces, in the workplace and in the international sphere;
 - provides for the physical and mental health and wellbeing of everyone throughout their lives;

⁶ CSIRO & National Australia Bank, “Australian National Outlook 2019”, <https://www.csiro.au/en/Showcase/ANO>

- provides each and every Australian with unlimited opportunity to realise their full potential in life through education and employment of choice.

With the Targets and Strategies that are crafted here consistent with those primary objectives, the overarching intention or desired outcome is that Australia will move in the following Directions:

**In our society
Australia will
become:**

- A safe home
- A land with an Indigenous heart
- Inclusive, welcoming & enabling
- A place of optimal health and wellbeing
- A model of educational opportunity
- A society of equals
- A success because of its diversity
- A success because of gender equality
- A land without homelessness and with decent affordable housing for all
- A place of supportive familial & other connections & without domestic abuse
- A land without child disadvantage
- A sure provider of lifelong dignity
- A wellspring of inspiration & creativity
- A model of community service & responsible exercise of authority in policing
- Confident of justice for all
- A society prepared and resilient in times of disaster

Targets and Strategies will also contribute positively to multiple other Directions in ***Australia Together***, as displayed.

Society 1 – Safety

Targets, Indicators & Strategies for the success of Our Society		
Society 1 – Safety		
Targets, Indicators & Strategies for successful performance	In the Directions of becoming ...	Baseline data
Safety in the home Soc01.01 The percentage of people who feel safe when at home alone after dark meets or exceeds 95%.	Soc 1 A safe home.	In 2016, 90.4% of Australians reported feeling safe when at home after dark. Source: ABS 4906.0 Table 39.1 2016
Safety on transport Soc01.02 The percentage of people who feel safe when waiting for public transport alone after dark meets or exceeds 50%.	Soc 1 A safe home.	In 2016, 26.8% of Australians reported feeling safe when waiting for public transport alone after dark. Source: ABS 4906.0 Table 39.1 2016
Homicide Soc01.03 The rate of homicide declines continuously.	Soc 1 A safe home.	In 2018, the rate of homicides per 100,000 of population was 1.5 (declining continuously from 2.1 since 2010). Source: ABS 4510.1, Table 1 2018
Sexual assault Soc01.04 The rate of sexual assault declines continuously.	Soc 1 A safe home.	In 2018, the rate of sexual assaults per 100,000 of population was 105.3 (rising continuously from 85.6 since 2010). Source: ABS 4510.1, Table 1 2018
Child assault Soc01.05 The rate of child assault declines continuously.	Soc 1 A safe home.	In 2016/17, there were 611 hospitalisations of children aged 0–14 for injuries due to abuse (which includes assault, maltreatment and neglect), including 156 Indigenous children. For the 481 (79%) of hospitalisations where the perpetrator was specified, nearly 1 in 2 (45%, or 217) children were abused by a parent, and 1 in 8 (13%, or 71) by another family member. For Indigenous children, about 2 in 3 (68%, or 83) were abused by a parent or family member. Source: AIHW, "Family, domestic and sexual violence in Australia: Continuing the national story, 2019
	Soc 10 A place of supportive familial & other connections & without domestic abuse.	
	Soc 11 A land without child disadvantage.	
Road deaths Soc01.06 The number of road deaths declines continuously.	Soc 1 A safe home.	In 2019 there were 1,178 fatalities on Australian roads. Source: BITRE Road Safety Statistics
Victims of crime Soc01.07 The proportion of Australians worried about becoming a	Soc 1 A safe home.	In 2017, 35% of Australians worried about becoming a victim of crime in their own area, up from 25% in 2009.

Targets, Indicators & Strategies for the success of Our Society

Society 1 – Safety

Targets, Indicators & Strategies for successful performance	In the Directions of becoming ...	Baseline data
victim of crime in their local area declines continuously.		Source: Scanlon Foundation Mapping Social Cohesion 2019
Safety in the context of world events and national security Soc01.08 The percentage of people who report feeling safe or very safe when considering world events and/or national security exceeds 90% annually.	Soc 1 A safe home. Gov 12 A nation assured of enduring peace.	In 2021, seven in ten Australians (70%) said that in view of world events they felt 'very safe' or 'safe', an improvement from 50% in 2020 but a decrease from 92% in 2010. Source: Lowy Institute Poll 2021

Note: Baseline data, Targets, Indicators and Strategies in this section will expand in future issues of *Australia Together*, based on availability of data and on the input of Australians.

Society 2 – Indigenous Heart

Targets, Indicators & Strategies for the success of Our Society		
Society 2 – Indigenous Heart		
Targets, Indicators & Strategies for successful performance	In the Directions of becoming ...	Baseline data
<p>Indigenous – Constitutional recognition, treaty and reconciliation</p> <p><u>Top Priority Target/Strategy:</u> Constitutional recognition of First Nations Soc02.01</p> <p>By 2025, as an essential and defining part of nation-wide community engagement for a new Constitution under Gov04.01 and in accordance with the spirit and letter of the Uluru Statement From the Heart:</p> <ul style="list-style-type: none"> establish the formal sovereignty of Aboriginal and Torres Strait Islander peoples so that it coexists with the sovereignty of the Crown; acknowledge and then celebrate this coexistence as a fuller expression of Australia's nationhood; and ensure Constitutional reforms are secured to empower First Nations to take a rightful place in their own country. <p>Preparatory to the Constitutional Convention, provide a mechanism for truth-telling about the history of Aboriginal and Torres Strait Islanders and the impact of colonisation on their civilization, their ancient connection with the land and ancestors, and their relationship with non-Indigenous Australians.</p>	Soc 2 A land with an Indigenous heart.	<p>In 2017, 250 Aboriginal and Torres Strait Islander delegates to the National Constitutional Convention called for the establishment of a First Nations Voice in the Constitution. Source: Uluru Statement From the Heart</p>
	Soc 3 Inclusive, welcoming & enabling.	
	Soc 4 A place of optimal health and wellbeing.	
	Soc 6 A society of equals.	
	Soc 7 A success because of its diversity.	
	Soc 15 Confident of justice for all.	
	Gov 2 A nation knowing and affirming decency.	
	Gov 3 A nation with avowed rights for all.	
	Gov 4 A free, self-governing, modern nation.	

Note regarding the following targets and Indicators for Society 2 – Indigenous Heart:

The draft Targets and Indicators shown below derive from various “Closing the Gap” reports for Indigenous Australians and related sources of data such as the Australian Institute of Health and Welfare (AIHW).

While Australian Community Futures Planning does not dispute the baseline data derived from these sources, there is some concern with the Targets for elimination of Indigenous disadvantage that have been derived directly from the Closing the Gap in Partnership Agreement 2020⁷ struck between the Coalition of Aboriginal and Torres Strait Islander Peak Organisations and the various governments of Australia.

Taken at nominal value, some of the Targets adopted under the Closing the Gap in Partnership Agreement would not actually result in the gap being closed inside a century. Such targets have no utility in a long term plan like **Australia Together** and offer little or no advantage to Indigenous Australians. Accordingly in some cases, ACFP has suggested additional Targets which are more ambitious than those adopted in the Closing the Gap in Partnership Agreement. These additional Targets are denoted as “ACFP additional Target”.

Progress towards or away from both sets of Targets will be monitored and reported on.

Targets, Indicators & Strategies for the success of Our Society		
Society 2 – Indigenous Heart		
Targets, Indicators & Strategies for successful performance	In the Directions of becoming ...	Baseline data
Indigenous – Life expectancy Soc02.02 Close the gap in life expectancy rates between Indigenous and non-Indigenous Australians within a generation by 2031 (as per adopted COAG target 2008, unchanged in Closing the Gap in Partnership 2020).	Soc 2 A land with an Indigenous heart.	For the Aboriginal and Torres Strait Islander population born in 2015–2017, life expectancy was estimated to be 8.6 years lower than that of the non-Indigenous population for males (71.6 years compared with 80.2) and 7.8 years for females (75.6 years compared with 83.4). Source: AIHW, Deaths in Australia 2019 & Closing the Gap in Partnership 2020
	Soc 4 A place of optimal health and wellbeing.	
	Soc 6 A society of equals.	
	Soc 7 A success because of its diversity.	
Indigenous - Infant health and survival Soc02.03 Close the gap in child mortality rates for 0-4 year olds between Indigenous and non-Indigenous Australians within a generation (by 2031).	Soc 2 A land with an Indigenous heart.	In 2016, child mortality rates for 0-4 year olds were 146 per 100,000 for the Indigenous population compared to 70 per 100,000 for the non-indigenous population. In 2017, child mortality rates for the Indigenous population rose to 164 per 100,000, which was 2.4 times the mortality rate for the non-indigenous
	Soc 4 A place of optimal health and wellbeing.	
	Soc 6 A society of equals.	

⁷ Closing the Gap in Partnership website: <https://www.closingthegap.gov.au/targets> and “National Agreement on Closing the Gap, July 2020: [National Agreement on Closing the Gap](#), last accessed February 2021.

Targets, Indicators & Strategies for the success of Our Society

Society 2 – Indigenous Heart

Targets, Indicators & Strategies for successful performance	In the Directions of becoming ...	Baseline data
	Soc 7 A success because of its diversity.	population (68 deaths per 100,000). Source: AIHW, Australia's Health 2018 and Australian Government, Closing the Gap Report 2019
Indigenous - Infant health and survival Soc02.03.01 By 2031, increase the proportion of Aboriginal and Torres Strait Islander babies with a healthy birthweight to 91 per cent (as per Closing the Gap in Partnership 2020). Soc02.03.02 ACFP additional Target: By 2031, increase the proportion of Aboriginal and Torres Strait Islander babies with a healthy birthweight to 94% to close the gap.	Soc 2 A land with an Indigenous heart.	In 2017, 88.8% of Indigenous babies were born alive within a healthy birth weight (2,500-4,499g), compared to 93.9% of non-Indigenous babies. Source: Closing the Gap in Partnership 2020
	Soc 4 A place of optimal health and wellbeing.	
	Soc 6 A society of equals.	
	Soc 7 A success because of its diversity.	
Indigenous - Pre-school education Soc02.04 The proportion of Indigenous children attending early childhood education for 600 hours or more a year equals that of non-indigenous children.	Soc 2 A land with an Indigenous heart.	In 2017, 68% of all Indigenous children enrolled in early childhood education programs attended for more than 600 hours, whereas 78% of enrolled non-Indigenous children attended for more than 600 hours. Source: Australian Government, Closing the Gap Report 2019
	Soc 5 A model of educational opportunity.	
	Soc 6 A society of equals.	
	Soc 7 A success because of its diversity.	
	Soc 11 A land without child disadvantage.	
Indigenous - Pre-school education Soc02.04.01 By 2025, increase the proportion of Aboriginal and Torres Strait Islander children enrolled in Year Before Fulltime Schooling (YBFS) early childhood education to 95 per cent (as per Closing the Gap in Partnership 2020).	Soc 2 A land with an Indigenous heart.	In 2018, 84.6% of Indigenous children were enrolled in a preschool program in state-specific year before full-time schooling (YBFS). (88.8% of non-Indigenous children were enrolled in YBFS.) Source: Closing the Gap in Partnership 2020
	Soc 5 A model of educational opportunity.	
	Soc 6 A society of equals.	
	Soc 7 A success because of its diversity.	
	Soc 11 A land without child disadvantage.	
Indigenous - Pre-school education Soc02.04.02 By 2031, increase the proportion of Aboriginal and Torres Strait Islander children assessed as developmentally on track in all five domains of the Australian Early Development Census (AEDC) to 55 per cent	Soc 2 A land with an Indigenous heart.	In 2018, 35% of Indigenous children were assessed as developmentally on track in all five domains of the Australian Early Development Census (AEDC). (57% of non-Indigenous children were on track in all five domains of the AEDC.)
	Soc 5 A model of educational opportunity.	
	Soc 6 A society of equals.	
	Soc 7 A success because of its diversity.	

Targets, Indicators & Strategies for the success of Our Society

Society 2 – Indigenous Heart

Targets, Indicators & Strategies for successful performance	In the Directions of becoming ...		Baseline data
(as per Closing the Gap in Partnership 2020).	Soc 11	A land without child disadvantage.	Source: Closing the Gap in Partnership 2020
Indigenous - School education Soc02.05 By 2031, increase the proportion of Aboriginal and Torres Strait Islander people (age 20-24) attaining year 12 or equivalent qualification to 96 per cent (as per Closing the Gap in Partnership 2020).	Soc 2	A land with an Indigenous heart.	In 2016, 63.2% of Indigenous 20–24 year olds had attained Year 12 or an equivalent non-school qualification. (88.5% of non-Indigenous 20-24 year olds had attained Year 12 or equivalent.) Source: Closing the Gap in Partnership 2020
	Soc 5	A model of educational opportunity.	
	Soc 6	A society of equals.	
	Soc 7	A success because of its diversity.	
Indigenous - Tertiary education Soc02.06 By 2031, increase the proportion of Aboriginal and Torres Strait Islander people aged 25-34 years who have completed a tertiary qualification (Certificate III and above) to 70 per cent (as per Closing the Gap in Partnership 2020).	Soc 2	A land with an Indigenous heart.	In 2016, 42.3% of Indigenous 25–34 year olds had attained non-school qualifications of Certificate level III or above. (72% of non-Indigenous 25–34 year olds had attained non-school qualifications of Certificate level III or above.) Source: Closing the Gap in Partnership 2020
	Soc 5	A model of educational opportunity.	
	Soc 6	A society of equals.	
	Soc 7	A success because of its diversity.	
Indigenous – Employment Soc02.07 By 2031, increase the proportion of Aboriginal and Torres Strait Islander youth (15-24 years) who are in employment, education or training to 67 percent (as per Closing the Gap in Partnership 2020). Soc02.07.01 ACFP additional Target: By 2031, increase the proportion of Aboriginal and Torres Strait Islander youth (15-24 years) who are in employment, education or training to 79% to close the gap.	Soc 2	A land with an Indigenous heart.	In 2016, 57.2% of Indigenous 15–24 year olds were fully engaged in employment, education or training. (79.6% of non-Indigenous 15–24 year olds were fully engaged in employment, education or training.) Source: Closing the Gap in Partnership 2020
	Soc 5	A model of educational opportunity.	
	Soc 6	A society of equals.	
	Soc 7	A success because of its diversity.	
	Econ 3	A country where economic opportunity, growth & prosperity are equitably shared & living standards improve continuously for all.	
Indigenous – Employment Soc02.07.02 By 2031, increase the proportion of Aboriginal and Torres Strait Islander people aged 25-64 who are employed to 62 percent (as per Closing the Gap in Partnership 2020). Soc02.07.03	Soc 2	A land with an Indigenous heart.	In 2016, 51% of Indigenous 25–64 year olds were employed. (75.7% of non-Indigenous 25–64 year olds were employed.) Source: Closing the Gap in Partnership 2020
	Soc 6	A society of equals.	
	Soc 7	A success because of its diversity.	
	Econ 3	A country where economic opportunity, growth & prosperity are equitably shared & living	

Targets, Indicators & Strategies for the success of Our Society

Society 2 – Indigenous Heart

Targets, Indicators & Strategies for successful performance	In the Directions of becoming ...	Baseline data
ACFP additional Target: By 2031, increase the proportion of Aboriginal and Torres Strait Islander people aged 25-64 who are employed to 75% to close the gap.	standards improve continuously for all.	
Indigenous – Housing Soc02.08 By 2031, increase the proportion of Aboriginal and Torres Strait Islander people living in appropriately sized (not overcrowded) housing to 88 per cent (as per Closing the Gap in Partnership 2020). Soc02.08.01 ACFP additional Target: By 2031, increase the proportion of Aboriginal and Torres Strait Islander people living in appropriately sized (not overcrowded) housing to 92 per cent to close the gap.	Soc 2 A land with an Indigenous heart.	In 2016, 78.9% of Indigenous persons lived in appropriately sized (not overcrowded) housing. (92.9% of non-Indigenous persons lived in appropriately sized (not overcrowded) housing.) Source: Closing the Gap in Partnership 2020
	Soc 4 A place of optimal health and wellbeing.	
	Soc 6 A society of equals.	
	Soc 7 A success because of its diversity.	
	Soc 9 A land without homelessness and with decent affordable housing for all.	
	Soc 10 A place of supportive familial & other connections & without domestic abuse.	
	Soc 11 A land without child disadvantage.	
Indigenous - Incarceration Soc02.09 By 2031, reduce the rate of Aboriginal and Torres Strait Islander adults held in incarceration by at least 15 per cent (as per Closing the Gap in Partnership 2020). Soc02.09.01 ACFP additional Target: By 2035, Indigenous incarceration rates are the same as for the non-Indigenous population. Note: ABS holds two sets of statistics relevant to this indicator. The plan will measure both and will monitor progress towards the two different targets set out above, for the reason the first target still leaves a huge gap between Indigenous and non-Indigenous.	Econ 3 A country where economic opportunity, growth & prosperity are equitably shared & living standards improve continuously for all.	
	Soc 2 A land with an Indigenous heart.	In 2019 (based on ABS Prisoners in Australia), the imprisonment rate of non-Indigenous Australians was 173.2 per 100,000 adult population. In 2019 the imprisonment rate for Indigenous Australians was 2,087.5 per 100,000 adult population. Source: Closing the Gap in Partnership 2020 ----- In 2019, the imprisonment rate of all Australians was 219.5 per 100,000 adult population. In 2019 the imprisonment rate for Indigenous Australians was 2,370.9 per 100,000 adult Indigenous population. Source: ABS 4512.0 - Corrective Services, Australia, December Quarter 2019, Table 3 and Table 14
	Soc 1 A safe home.	
	Soc 3 Inclusive, welcoming & enabling.	
	Soc 4 A place of optimal health and wellbeing.	
	Soc 6 A society of equals.	
	Soc 7 A success because of its diversity.	
	Soc 10 A place of supportive familial & other connections & without domestic abuse.	
	Soc 11 A land without child disadvantage.	
	Soc 14 A model of community service & responsible exercise of authority in policing.	
	Soc 15 Confident of justice for all.	

Targets, Indicators & Strategies for the success of Our Society

Society 2 – Indigenous Heart

Targets, Indicators & Strategies for successful performance	In the Directions of becoming ...		Baseline data
Indigenous - Incarceration Soc02.09.02 By 2031, reduce the rate of Aboriginal and Torres Strait Islander young people (10-17 years) in detention by at least 30 per cent (as per Closing the Gap in Partnership 2020). Soc02.09.03 ACFP additional Target: By 2035, Indigenous youth detention rates are the same as for the non-Indigenous population.	Soc 2	A land with an Indigenous heart.	In 2018/19, 33.7 Indigenous young people aged 10-17 per 10,000 population were in detention on an average day compared to 1.5 non-Indigenous young people per 10,000 population. Source: Closing the Gap in Partnership 2020
	Soc 1	A safe home.	
	Soc 3	Inclusive, welcoming & enabling.	
	Soc 4	A place of optimal health and wellbeing.	
	Soc 6	A society of equals.	
	Soc 7	A success because of its diversity.	
	Soc 10	A place of supportive familial & other connections & without domestic abuse.	
	Soc 11	A land without child disadvantage.	
	Soc 14	A model of community service & responsible exercise of authority in policing.	
Indigenous - Family cohesion Soc02.10 By 2031, reduce the rate of over-representation of Aboriginal and Torres Strait Islander children in out-of-home care by 45 per cent (as per Closing the Gap in Partnership 2020). Soc02.10.01 ACFP additional Target: By 2031 eliminate over-representation of Indigenous children in out-of-home care to equal the rate for non-Indigenous children.	Soc 2	A land with an Indigenous heart.	In 2019, there were 54.2 Indigenous children per 1,000 population in out-of-home care compared to 5.1 non-Indigenous children per 1,000 population. Source: Closing the Gap in Partnership 2020
	Soc 1	A safe home.	
	Soc 3	Inclusive, welcoming & enabling.	
	Soc 4	A place of optimal health and wellbeing.	
	Soc 6	A society of equals.	
	Soc 7	A success because of its diversity.	
	Soc 8	A success because of gender equality.	
	Soc 10	A place of supportive familial & other connections & without domestic abuse.	
	Soc 11	A land without child disadvantage.	
Indigenous - Domestic and community abuse and violence Soc02.11 A significant and sustained reduction in violence and abuse against Aboriginal and Torres Strait Islander women and children towards zero (as per	Soc 2	A land with an Indigenous heart.	Note: Closing the Gap in Partnership 2020 provides no baseline data for this target. ACFP will attempt to supply alternative sources.
	Soc 1	A safe home.	
	Soc 4	A place of optimal health and wellbeing.	
	Soc 7	A success because of its diversity.	
	Soc 8	A success because of gender equality.	

Targets, Indicators & Strategies for the success of Our Society

Society 2 – Indigenous Heart

Targets, Indicators & Strategies for successful performance	In the Directions of becoming ...		Baseline data
Closing the Gap in Partnership 2020).	Soc 10	A place of supportive familial & other connections & without domestic abuse.	
	Soc 11	A land without child disadvantage.	
Indigenous – Suicide Soc02.12 Significant and sustained reduction in suicide of Aboriginal and Torres Strait Islander people towards zero (as per Closing the Gap in Partnership 2020).	Soc 2	A land with an Indigenous heart.	In 2018, the suicide rate for Indigenous Australians was recorded as 24.1 deaths per 100,000 population. This compares with a rate for non-Indigenous Australians of 12.3 per 100,000 of population in NSW, QLD, SA, WA & NT. Source: Closing the Gap in Partnership 2020
	Soc 3	Inclusive, welcoming & enabling.	
	Soc 4	A place of optimal health and wellbeing.	
	Soc 7	A success because of its diversity.	
Indigenous - Land and sea rights Soc02.13 By 2030, a 15 per cent increase in Australia's landmass subject to Aboriginal and Torres Strait Islander people's legal rights or interests (as per Closing the Gap in Partnership 2020). Soc02.13.01 By 2030, a 15 per cent increase in areas covered by Aboriginal and Torres Strait Islander people's legal rights or interests in the sea (as per Closing the Gap in Partnership 2020).	Soc 2	A land with an Indigenous heart.	In 2020, Native Title was determined to exist over 3,014,001 square kilometres of Australia or 39.2%.
	Soc 3	Inclusive, welcoming & enabling.	
	Env 19	A land of thriving self-supporting regions.	In 2020, land under Indigenous legal rights or interests was 3,907,141 square kilometres or 50.8%.
	Econ 3	A country where economic opportunity, growth & prosperity are equitably shared & living standards improve continuously for all.	
	Gov 2	A nation knowing and affirming decency	In 2020, Native Title was determined to exist over 90,252 square kilometres of Australian sea country or 1.3%. Source: Closing the Gap in Partnership 2020
	Gov 3	A nation with avowed rights for all	
Indigenous - Language and cultural preservation Soc02.14 By 2031, there is a sustained increase in number and strength of Aboriginal and Torres Strait Islander languages being spoken.	Soc 2	A land with an Indigenous heart.	In 2014/15, the <i>National Indigenous Languages Surveys</i> , AIATSIS estimated that 100 Indigenous languages were critically or severely endangered. Languages gaining speakers was estimated at 31. Source: Closing the Gap in Partnership 2020
	Soc 3	Inclusive, welcoming & enabling.	
	Soc 6	A society of equals.	
	Soc 7	A success because of its diversity.	
	Soc 13	A wellspring of inspiration & creativity.	

Note: Baseline data, Targets, Indicators and Strategies in this section will expand in future issues of *Australia Together*, based on availability of data and on the input of Australians.

Society 3 – Belonging & inclusion

Targets, Indicators & Strategies for the success of Our Society			
Society 3 – Belonging & inclusion			
Targets, Indicators & Strategies for successful performance	In the Directions of becoming ...		Baseline data
Belonging / inclusion Soc03.01 By 2030, the percent of people who report that they have sense of belonging in Australia to a great extent exceeds 77%.	Soc 3	Inclusive, welcoming and enabling.	In 2019, 63% of Australians reported that they had a sense of belonging “to a great extent”, down from 77% in 2007. Source: Scanlon Foundation Mapping Social Cohesion Survey 2019
	Soc 2	A land with an Indigenous heart.	
	Soc 6	A society of equals.	
	Soc 7	A success because of its diversity.	
	Soc 8	A success because of gender equality.	
	Gov 1	A proactive participatory democracy.	
	Gov 2	A nation knowing and affirming decency.	
	Gov 3	A nation with avowed rights for all.	
Belonging / inclusion Soc03.01.01 The index of acceptance/rejection in the Scanlon Index of Social Cohesion rises continuously to reach 100.	Soc 3	Inclusive, welcoming and enabling.	In 2019, the index of acceptance/rejection in the Scanlon Index of Social Cohesion was 72 (28 points below the baseline of 100 in 2007), up from 64 in 2017. Source: Scanlon Foundation Mapping Social Cohesion Survey 2019
	Soc 1	A safe home.	
	Soc 2	A land with an Indigenous heart.	
	Soc 4	A place of optimal health and wellbeing.	
	Soc 6	A society of equals.	
	Soc 7	A success because of its diversity.	
	Soc 8	A success because of gender equality.	
	Soc 13	A wellspring of inspiration & creativity.	
	Econ 3	A country where economic opportunity, growth & prosperity are equitably shared & living standards improve continuously for all.	
	Gov 2	A nation knowing and affirming decency.	
	Gov 3	A nation with avowed rights for all.	

Note: Baseline data, Targets, Indicators and Strategies in this section will expand in future issues of **Australia Together**, based on availability of data and on the input of Australians.

Society 4 – Health & wellbeing

Targets, Indicators & Strategies for the success of Our Society		
Society 4 – Health & wellbeing		
Targets, Indicators & Strategies for successful performance	In the Directions of becoming ...	Baseline data
Life expectancy Soc04.01 Life expectancy for males is steady or increasing. Soc04.01.01 Life expectancy for females is steady or increasing.	Soc 4 A place of optimal health and wellbeing.	In 2015-17, life expectancy for males was 80.2 years and for females was 83.4 years. Source: AIHW, Australia's Health 2019
Perceptions of health Soc04.02 The proportion of adult Australians who consider themselves to be in excellent or very good health is steady or increasing, while the proportion who consider themselves to be in fair or poor health declines.	Soc 4 A place of optimal health and wellbeing.	In 2017/18, over half (56.4%) of Australians aged 15 years and over considered themselves to be in excellent or very good health, while 14.7% reported being in fair or poor health. This has remained constant over the last 10 years. Source: ABS, National Health Survey First results Australia 2017-18
Mental health Soc04.03 The proportion of Australians experiencing high or very high levels of psychological distress is continuously declining.	Soc 4 A place of optimal health and wellbeing.	In 2017/18, around one in eight (13.0% or 2.4 million) adults experienced high or very high levels of psychological distress, an increase from 2014/15 (11.7% or 2.1 million). Source: ABS, National Health Survey First results Australia 2017-18
Mental health Soc04.03.01 The proportion of Australians experiencing a mental or behavioural condition is continuously declining.	Soc 4 A place of optimal health and wellbeing.	In 2017-18, one in five (20.1%) or 4.8 million Australians had a mental or behavioural condition, an increase from 4.0 million Australians (17.5%) in 2014-15. Source: ABS, National Health Survey First results Australia 2017-18
Mental health Soc04.03.02 The proportion of Australians experiencing an anxiety-related condition is continuously declining.	Soc 4 A place of optimal health and wellbeing.	In 2017-18, 3.2 million Australians (13.1%) had an anxiety-related condition, an increase from 11.2% in 2014-15. Source: ABS, National Health Survey First results Australia 2017-18
Mental health Soc04.03.03 The proportion of Australians experiencing depression is continuously declining.	Soc 4 A place of optimal health and wellbeing.	One in ten people (10.4%) had depression or feelings of depression, an increase from 8.9% in 2014-15. Source: ABS, National Health Survey First results Australia 2017-18
Burden of disease Soc04.04 The burden of disease, expressed as the age-standardised DALY rate (Disability Adjusted Life Years –	Soc 4 A place of optimal health and wellbeing.	In 2011, the DALY rate was 189.9 years per 1,000 population, improved from 2003 when it was 210.5 DALYs. Source: AIHW, Australia's Health 2018

Targets, Indicators & Strategies for the success of Our Society

Society 4 – Health & wellbeing

Targets, Indicators & Strategies for successful performance	In the Directions of becoming ...	Baseline data
a measure of the number of years of healthy life lost due either to premature death or to living with ill health), is steady or decreasing.		
Physical health Soc04.05 The rate of obesity in persons aged 15 and over declines and is below the OECD average.	Soc 4 A place of optimal health and wellbeing.	In 2015, the rate of obesity in Australians above the age of 15 was 27.9% compared to the OECD average of 19.4%. Source: AIHW, Australia's Health 2018
Physical health Soc04.05.01 The rate of diabetes declines continuously.	Soc 4 A place of optimal health and wellbeing.	The prevalence of diabetes tripled over the 25 years to 2018. 6.1% of the adult population (1.2 million people) self-report having diabetes. Source: AIHW, Australia's Health 2018
Physical health Soc04.05.02 The incidence of cardiovascular disease declines continuously.	Soc 4 A place of optimal health and wellbeing.	In 2014/15, 18% of Australians reported as having cardiovascular disease. Source: AIHW, Australia's Health 2018
Physical health Soc04.05.03 The rate of survival from cancer improves continuously.	Soc 4 A place of optimal health and wellbeing.	The 5-year relative survival for all cancers combined for 2009–2013 was 68%, an increase of 20 percentage points from 48% in 1984–1988. Source: AIHW, Australia's Health 2018
Physical health Soc04.05.04 The prevalence of musculoskeletal conditions declines continuously.	Soc 4 A place of optimal health and wellbeing.	In 2018, approximately 1 in 3 Australians (almost 6.9 million) suffered from musculoskeletal conditions such as arthritis, back pain and osteoporosis. Source: AIHW, Australia's Health 2018
Physical health Soc04.05.05 The prevalence of respiratory conditions declines continuously.	Soc 4 A place of optimal health and wellbeing.	In 2018, approximately 1 in 3 Australians (almost 7 million) suffered from chronic respiratory conditions such as hay fever and asthma. Source: AIHW, Australia's Health 2018
Happiness & wellbeing Soc04.06 Australia's ranking in the World Happiness Report does not decline.	Soc 4 A place of optimal health and wellbeing.	In 2020, Australia was ranked as the 12 th happiest country in the world, down from 9 th place in 2017. Source: United Nations Sustainable Development Solutions Network, World Happiness Report
Happiness & wellbeing Soc04.06.01 The proportion of Australians reporting that they are happy or very happy does not decline from the baseline.	Soc 4 A place of optimal health and wellbeing.	In 2019, 23% of Australians reported they had been "very happy" in the last year, down from 34% in 2007. In 2019, 84% of Australians reported they had been happy or very happy in the last year, down from 89% in 2015.

Targets, Indicators & Strategies for the success of Our Society

Society 4 – Health & wellbeing

Targets, Indicators & Strategies for successful performance	In the Directions of becoming ...	Baseline data
		Source: Scanlon Foundation Mapping Social Cohesion 2019
Health funding Soc04.07 By 2026, ensure that the health costs of Australians are securely funded by a legislated floor in expenditure as a proportion of GDP – a floor which ramps up federal health funding from its baseline of 4.27% of GDP in 2018/19 to at least 7% of GDP by 2055, unless fully transparent comprehensive investigations result in revisions of projected costs. These revisions should occur every five years with a legislative obligation to adjust budgeted funding to ensure full coverage of expected costs.	Soc 4 A place of optimal health and wellbeing.	In 2018/19, federal government total expenditure on health including medical services and benefits, pharmaceutical benefits, assistance to states for public hospitals, and other health items was 4.27% of GDP and was expected to rise, but not to a level sufficient to cover expected increases in costs and demand.
	Soc 6 A society of equals.	In the “2015 Intergenerational Report – Australia in 2055” the federal Treasurer noted that while the Australian Government was spending 4.2% of the nation’s GDP on health and would expect that to rise to 5.5% in 2055, the real expected spending level that will be a necessity by 2055 on our health is 7.1% of GDP. Subsequent federal budget papers have made no commitment to establish funding sufficient to meet expected demand.
	Econ 3 A country where economic opportunity, growth & prosperity are equitably shared & living standards improve continuously for all.	Source: Commonwealth of Australia, Budget 2019-20, Budget Paper No. 1, Statement 5: Expenses and Net Capital Investment, page 5-19, & “2015 Intergenerational Report”, pages 76-77 and page xvi
	Econ 4 A nation fairly raising and sharing its wealth.	

Note: Baseline data, Targets, Indicators and Strategies in this section will expand in future issues of *Australia Together*, based on availability of data and on the input of Australians.

Targets, Indicators & Strategies for the success of Our Society				
Society 5 – Education				
Targets, Indicators & Strategies for successful performance	In the Directions of becoming ...		Baseline data	
<p>Tertiary education</p> <p>Top Priority Target/Strategy: Re-introduction of fee-free tertiary education Soc05.01</p> <p>By 2026, tertiary education, (university, technical and vocational) is fee-free for all Australians aged over 18, securely funded by a legislated floor in expenditure on tertiary education as a proportion of GDP – a floor which ramps up federal tertiary education funding from its baseline of 0.6% of GDP in 2018/19 to at least 1.2% of GDP by 2030. Thereafter, 5-yearly reviews of funding adequacy should be required to ensure full coverage of places and indexation of places to population growth.</p> <p>*Consistent with UNSDG, Goal 4: “Ensure inclusive and equitable quality education and promote lifelong learning opportunities for all,” especially: Target 4.3: “By 2030, ensure equal access for all women and men to affordable and quality technical, vocational and tertiary education, including university.” Target4.4: By 2030, substantially increase the number of youth and adults who have relevant skills, including technical and vocational skills, for employment, decent jobs and entrepreneurship.”</p>	Soc	5	A model of educational opportunity.	<p>In 2018/19, federal government expenditure on tertiary education was 0.6% of GDP and was scheduled to decline.</p> <p>Source: Commonwealth of Australia, Budget 2019-20, Budget Paper No. 1, Statement 5: Expenses and Net Capital Investment, page 5-17, & “2015 Intergenerational Report”, pages 76-77</p> <p>In 2019, 50% of Australians believed that “the government should provide a free university education for anyone who wants to attend.”</p> <p>Source: United States Studies Centre, <i>Public Opinion in the Age of Trump, The United States and Australia Compared</i>.</p> <p>Economic returns expected from free tertiary education: In 2015, “Deloitte valued the contribution of tertiary education to Australia’s productive capacity at \$140 billion in 2014, of which \$24 billion accrued to the tertiary educated themselves. The “spillover effects”, it found, meant that for every one percentage point increase in the number of workers with a university degree, the wages of those without tertiary qualifications rose 1.6 to 1.9 per cent.”</p> <p>Source: Mike Seccombe, “Turnbull’s war on universities”, The Saturday Paper, 6-12 May 2017</p>
	Soc	4	A place of optimal health and wellbeing.	
	Soc	6	A society of equals.	
	Econ	1	A model of transition from excessive consumption to sustainability.	
	Econ	2	A model of employment planning & justice in industry transition.	
	Econ	3	A country where economic opportunity, growth & prosperity are equitably shared & living standards improve continuously for all.	
	Econ	4	A nation fairly raising and sharing its wealth.	
	Econ	6	An economy with competitive & profitable public participation.	
	Econ	7	A collaborative intelligent nation.	
Econ	8	Enabled in meeting the communication & information demands of the future.		
<p>Tertiary education – Cancellation of student debt for social services workers Soc05.01.01</p> <p>By 2026, commence full cancellation of outstanding student loan (HELP) debt for any graduate working in teaching, childcare, aged care, disability services, nursing,</p>	Soc	5	A model of educational opportunity.	<p>In 2017/18, the total amount of outstanding HELP debt was \$60.2 billion.</p> <p>Source: Parliament of Australia, Updated Higher Education Loan Program (HELP) debt statistics – 2017/18 webpage</p>
	Soc	6	A society of equals.	
	Econ	2	A model of employment planning & justice in industry transition.	
	Econ	3	A country where economic opportunity, growth & prosperity are equitably shared & living	

Targets, Indicators & Strategies for the success of Our Society

Society 5 – Education

Targets, Indicators & Strategies for successful performance	In the Directions of becoming ...	Baseline data
social work, legal aid and any graduate who by 2026 is earning less than the average weekly earnings.	standards improve continuously for all.	
	Econ 4 A nation fairly raising and sharing its wealth.	
School education Soc05.02 Federal funding for school education is maintained at no less than 1.1% of GDP as per its baseline in 2018/19.	Soc 5 A model of educational opportunity.	In 2018/19, federal government expenditure on school education (excluding student assistance and administration) was 1.08% of GDP and was scheduled to decline. Source: Commonwealth of Australia, Budget 2019-20, Budget Paper No. 1, Statement 5: Expenses and Net Capital Investment, page 5-17, & "2015 Intergenerational Report", pages 76-77
	Soc 6 A society of equals.	
	Econ 3 A country where economic opportunity, growth & prosperity are equitably shared & living standards improve continuously for all.	
	Econ 4 A nation fairly raising and sharing its wealth.	
School education Top Priority Target/Strategy: Reverse public school underfunding and private school overfunding. Soc05.02.01 By 2024, recognising that: a) government schools enrol more than two-thirds of children and over 80% of the nation's disadvantaged children, and that b) between 2009 and 2019 government funding per private school student increased by 22.4% compared to only 2.4% for public schools; and that c) taxpayers should not fund luxury levels of education for private school students, ensure that: 1. total federal and state funding for non-government schools and government schools is redistributed so that the proportion of taxpayer funding for the government system is, as a minimum, commensurate with the	Soc 5 A model of educational opportunity.	In 2018/19, non-government schools received 61% of taxpayer funded federal funding while teaching only 34.3% of Australian students. In 2018/19, government schools received only 39% of taxpayer funded federal funding while teaching 65.7% of Australian students. Source: Commonwealth of Australia, Budget 2019-20, Budget Paper No. 1, Statement 5: Expenses and Net Capital Investment, page 5-17 ABS, 4221.0, Schools Australia, 2019
	Soc 2 A land with an Indigenous heart.	
	Soc 3 Inclusive, welcoming & enabling.	In 2021, bilateral school funding agreements between the Commonwealth and state governments were set such that public schools in all states except the ACT would only ever be funded at 91% of their Schooling Resource Standard (SRS) – leading to a cumulative under-funding to 2029 for government schools estimated at \$60 billion – while special deals for private schools by the Morrison Government and continuing over-funding by several state governments would ensure that private
	Soc 6 A society of equals.	
	Soc 7 A success because of its diversity.	

Targets, Indicators & Strategies for the success of Our Society

Society 5 – Education

Targets, Indicators & Strategies for successful performance	In the Directions of becoming ...		Baseline data
<p>proportion of students within the government schools, and that</p> <p>2. between 2024 and 2030, consistent with recognitions a), b) and c) above:</p> <ul style="list-style-type: none"> government schools are all funded at >110% of their Schooling Resource Standard; and private schools are all funded at <90% of their Schooling Resource Standard. <p>Review the equity of the funding situation in 2030.</p>	Econ 3	A country where economic opportunity, growth & prosperity are equitably shared & living standards improve continuously for all.	schools would be funded at over 100% of their SRS until at least 2029. The cumulative over-funding of private schools to 2029 is estimated at \$6 billion.
	Econ 4	A nation fairly raising and sharing its wealth.	In 2021, over 80% of disadvantaged students were enrolled in public schools and over 90% of disadvantaged schools were public schools.
	Gov 2	A nation knowing and affirming decency.	Between 2009-10 and 2018-19, private school funding increased by \$2,164 per student, adjusted for inflation, compared to \$334 per student for public schools and funding per private school student increased by 22.4%, nearly ten times the increase of only 2.4% for public schools.
	Gov 3	A nation with avowed rights for all.	Source: Save Our Schools Education Research Paper by Trevor Cobbold, "Private School Funding Increase is Six Times the Public School Increase", March 2021
<p>School education Soc05.02.03</p> <p>The proportion of students staying in school until year 12 equals 90% (for both males and females).</p>	Soc 5	A model of educational opportunity.	In 2018, the proportion of students staying in school until Year 12 was:
	Soc 3	Inclusive, welcoming & enabling.	<ul style="list-style-type: none"> Males 81%, and Females 89%.
	Soc 6	A society of equals.	Source: AIHW, "Australia's Welfare 2019 in brief"
<p>School education Soc05.02.04</p> <p>The scores of Australian 15-year old students in the OECD's Program for International Student Assessment (PISA) are consistently above the OECD average, are consistently improving, and by 2030 return to the levels attained in 2000.</p>	Soc 5	A model of educational opportunity.	Between 2000 and 2018, mean performance by Australian children on PISA scores declined steadily:
	Soc 3	Inclusive, welcoming & enabling.	<ul style="list-style-type: none"> In reading from a score of 528 points to 503, In mathematics from a score of 524 to 491 (below the OECD average), and In science from a score of 527 to 503.
	Soc 6	A society of equals.	Source: OECD PISA (Program for International Student Assessment) Results 2018
<p>Pre-school education Soc05.03</p> <p>The developmental health and wellbeing of children starting school shows no significant decline.</p>	Soc 5	A model of educational opportunity.	In 2018, Australian Early Development Census (AEDC) scores showed: <ul style="list-style-type: none"> a significant decrease in the proportion of children developmentally on track

Targets, Indicators & Strategies for the success of Our Society

Society 5 – Education

Targets, Indicators & Strategies for successful performance	In the Directions of becoming ...	Baseline data
	Soc 6 A society of equals.	to start school in terms of language and cognitive skills, and
	Soc 11 A land without child disadvantage.	<ul style="list-style-type: none"> significant increases in the proportion of children starting school who were developmentally vulnerable in emotional maturity and language and cognitive skills, compared to the 2015 AEDC. Source: Australian Early Development Census National Report 2018

Note: Baseline data, Targets, Indicators and Strategies in this section will expand in future issues of *Australia Together*, based on availability of data and on the input of Australians.

Society 6 – Equality

Targets, Indicators & Strategies for the success of Our Society		
Society 6 – Equality		
Targets, Indicators & Strategies for successful performance	In the Directions of becoming ...	Baseline data
Gender equality – economic gap Soc06.01 Australia ranks in the top 15 in the Global Gender Gap Report for all four aspects of educational attainment, economic participation and opportunity, health and survival, and political empowerment.	Soc 6 A society of equals.	In 2006, Australia was ranked No. 15 in the World Economic Forum's Global Gender Gap Report. From there onwards Australia slipped to No. 23 in 2011, No. 45 in 2016 and No, 50 in 2021. The gender gap has been widening steeply despite Australia's wealth. Within the Reports, despite retaining the No. 1 ranking for educational attainment, all other rankings dropped: <ul style="list-style-type: none"> • in economic participation and opportunity – Australia ranked 12th in 2006 but 70th in 2021; • in health and survival – Australia ranked 57th in 2006 but 99th in 2021; • in political empowerment – Australia ranked 32 in 2006 but 70th in 2021. Source: World Economic Forum Global Gender Gap Report 2021 and Wikipedia Global Gender Gap Report.
	Soc 8 A success because of gender equality.	
	Soc 12 A sure provider of lifelong dignity.	
	Econ 3 A country where economic opportunity, growth & prosperity are equitably shared & living standards improve continuously for all.	
	Econ 4 A nation fairly raising and sharing its wealth.	
Gender equality – income & wealth Soc06.02 The female to male ratio of adult weekly total cash earnings improves continuously and = 1.0 by 2030.	Soc 6 A society of equals.	In 2014, the female to male ratio of adult weekly total cash earnings was 0.66 (average) and 0.69 (median). In 2018, the female to male ratio of adult weekly total cash earnings was 0.69 (average) and 0.70 (median). No significant progress has been made to improve this ratio since at least 2006. Source: ABS 4125.0, Gender Indicators Australia Dec 2020
	Soc 8 A success because of gender equality.	
	Soc 10 A place of supportive familial & other connections & without domestic abuse.	
	Econ 2 A model of employment planning & justice in industry transition.	
	Econ 3 A country where economic opportunity, growth & prosperity are equitably shared & living standards improve continuously for all.	
Gender equality – income & wealth Soc06.02.01 The female to male ratio of superannuation balances for those at, or approaching, retirement age improves	Soc 6 A society of equals.	In 2011/12 the median female superannuation balance was \$72,930 while the median male balance was \$120,161, a ratio of 0.607:1. In 2017/18 the median female superannuation balance was
	Soc 8 A success because of gender equality.	
	Soc 12 A sure provider of lifelong dignity.	
	Econ 3 A country where economic opportunity,	

Targets, Indicators & Strategies for the success of Our Society

Society 6 – Equality

Targets, Indicators & Strategies for successful performance	In the Directions of becoming ...	Baseline data
continuously and equals 1.0 by 2030.	growth & prosperity are equitably shared & living standards improve continuously for all.	\$118,556 while the median male balance was \$183,000, a ratio of 0.648:1.
	Econ 4 A nation fairly raising and sharing its wealth.	Compared to 2003/04 when the ratio was 0.464:1, superannuation inequality is improving but has slowed and is well short of equality. Source: ABS 4125.0, Gender Indicators Australia December 2020

Note: Baseline data, Targets, Indicators and Strategies in this section will expand in future issues of *Australia Together*, based on availability of data and on the input of Australians.

Society 7 – Diversity

Targets, Indicators & Strategies for the success of Our Society			
Society 7 – Diversity			
Targets, Indicators & Strategies for successful performance	In the Directions of becoming ...		Baseline data
<p>Attitudes to multiculturalism Soc07.01 The percentage of people who agree or strongly agree that multiculturalism is a positive for Australia meets or exceeds 85%.</p> <p>Soc07.01.01 The percentage of people who strongly reject that accepting immigrants from many different countries makes Australia stronger is no higher than 8%.</p> <p>Soc07.01.02 The percentage of people reporting a sense of rejection or experience of discrimination because of their skin colour, ethnic origin or religion is no higher than 9%.</p>	Soc	7 A success because of its diversity.	<p>In 2019, 85% of Australians on survey agreed or strongly agreed with the statement that “multiculturalism has been good for Australia”.</p> <p>In 2017, 13% of Australians strongly disagreed with the statement that “accepting immigrants from many different countries makes Australia stronger”, up from 8% in 2007.</p> <p>In 2017, 20% of Australians indicated a sense of rejection and reported experience of discrimination “because of [their] skin colour, ethnic origin or religion”, up from 9% in 2007. Source: Scanlon Foundation Mapping Social Cohesion 2019</p>
	Soc	2 A land with an Indigenous heart	
	Soc	3 Inclusive, welcoming & enabling.	
	Soc	6 A society of equals.	
	Soc	13 A wellspring of inspiration & creativity.	
	Econ	3 A country where economic opportunity, growth & prosperity are equitably shared & living standards improve continuously for all.	
	Gov	1 A proactive participatory democracy.	
	Gov	2 A nation knowing and affirming decency.	
	Gov	3 A nation with avowed rights for all.	
	Gov	11 A just participant on the global stage.	
	Gov	12 A nation assured of enduring peace.	
	Gov	13 A nation leading in empathy & global cohesion.	

Note: Baseline data, Targets, Indicators and Strategies in this section will expand in future issues of **Australia Together**, based on availability of data and on the input of Australians.

Society 8 – Women & LGBTIQ+

Targets, Indicators & Strategies for the success of Our Society		
<i>Society 8 – Women & LGBTIQ+</i>		
Targets, Indicators & Strategies for successful performance	In the Directions of becoming ...	Baseline data
Women in power and leadership Soc08.01 The percentage of women in federal parliament in both the House of Representatives and the Senate reaches 50% by 2030.	Soc 8 A success because of gender equality.	In 2019, women held 36% of seats in both houses of federal parliament (29.8% in the House of Representatives and 48.7% in the Senate). Source: Wikipedia
Women in power and leadership Soc08.01.01 The percentage of women in CEO and board positions reaches 50% by 2035.	Soc 8 A success because of gender equality.	In 2019, 17.1% of CEO positions and 26.8% of board positions were held by women. Source: Australian Government, Workplace Gender Equality Agency "Australia's Gender Equality Scorecard 2019"
Women in power and leadership Soc08.01.02 The percentage of women in managerial positions reaches 50% by 2035.	Soc 8 A success because of gender equality.	In 2019, 39.4% of managerial positions were held by women. Source: Australian Government, Workplace Gender Equality Agency "Australia's Gender Equality Scorecard 2019"

Note: Baseline data, Targets, Indicators and Strategies in this section will expand in future issues of *Australia Together*, based on availability of data and on the input of Australians.

Targets, Indicators & Strategies for the success of Our Society		
Society 9 – Housing		
Targets, Indicators & Strategies for successful performance	In the Directions of becoming ...	Baseline data
Homelessness Soc09.01 The proportion of Australians who experience homelessness declines continuously and is halved by 2030 compared to the baseline year (2016).	Soc 9 A land without homelessness and with decent affordable housing for all.	On census night 2016, 116,427 Australians, or 49.8 per 10,000 of population, were experiencing homelessness, an increase from 2011 when 102,439 Australians, or 47.6 per 10,000 of population, were experiencing homelessness. Source ABS, 2049.0 Census of Population and Housing 2016
	Soc 1 A safe home.	
	Soc 3 Inclusive, welcoming & enabling.	
	Soc 4 A place of optimal health and wellbeing.	
	Soc 10 A place of supportive familial & other connections & without domestic abuse.	
Housing affordability Soc09.02 The proportion of young Australians (aged under 35) who own their own home (with or without a mortgage) rises continually and reaches 60% by no later than 2035.	Soc 9 A land without homelessness and with decent affordable housing for all and with decent affordable housing for all.	In 2016, 37% of Australians aged 25-29 owned a home, compared to 50% in 1971. In 2016, 50% of Australians aged 30-34 owned a home compared to 64% in 1971. Source: AIHW, "Australia's Welfare 2019 in brief"
	Soc 1 A safe home.	
Housing affordability Soc09.02.01 The proportion of lower income households spending more than 30% of their gross weekly income on housing costs declines continuously.	Soc 9 A land without homelessness and with decent affordable housing for all.	In 2017/18, the proportion of lower income households spending more than 30% of their gross weekly income on housing costs was: <ul style="list-style-type: none"> • 56.9% of those renting from a private landlord, and • 41.3% of owners with a mortgage. Source: ABS 4130.0, Housing Occupancy and Costs 2017/18
	Soc 1 A safe home.	

Note: Baseline data, Targets, Indicators and Strategies in this section will expand in future issues of **Australia Together**, based on availability of data and on the input of Australians.

Society 10 – Family cohesion & community services

Targets, Indicators & Strategies for the success of Our Society			
Society 10 – Family cohesion & community services			
Targets, Indicators & Strategies for successful performance	In the Directions of becoming ...		Baseline data
Family & community support Soc10.01 The percent of people who know someone they could rely on in time of need exceeds 95%.	Soc 10	A place of supportive familial & other connections & without domestic abuse.	In 2017, 95% of Australians knew someone they could rely on in time of need. Source: OECD Better Life Index
	Soc 3	Inclusive, welcoming and enabling.	
Domestic abuse Soc10.02 The proportion of women and men reporting experience of domestic/relationship violence declines continuously compared to that recorded in 2016.	Soc 10	A place of supportive familial & other connections & without domestic abuse.	In 2016, 17% of women (1.6 million) and 6% of men (547,600) reported having experienced violence by a partner since the age of 15. Source: ABS Personal Safety Survey 2016
	Soc 1	A safe home.	
	Soc 3	Inclusive, welcoming and enabling.	
	Soc 4	A place of optimal health and wellbeing.	
	Soc 6	A society of equals.	
	Soc 8	A success because of gender equality.	
Domestic abuse Soc10.02.01 The proportion of women and men reporting experience of domestic/relationship emotional abuse declines continuously compared to that recorded in 2016.	Soc 10	A place of supportive familial & other connections & without domestic abuse.	In 2016, 1 in 4 women (23% or 2.2 million) and 1 in 6 men (16% or 1.4 million) experienced emotional abuse by a partner since the age of 15. Source: ABS Personal Safety Survey 2016
	Soc 1	A safe home.	
	Soc 3	Inclusive, welcoming and enabling.	
	Soc 4	A place of optimal health and wellbeing.	
	Soc 6	A society of equals.	
	Soc 8	A success because of gender equality.	
Domestic abuse Soc10.02.02 The number of domestic homicide victims in any 2-year	Soc 10	A place of supportive familial & other connections & without domestic abuse.	Between 2014/15 and 2015/16, the National Homicide Monitoring Program recorded 218 domestic
	Soc 10	A place of supportive familial & other connections & without domestic abuse.	

Targets, Indicators & Strategies for the success of Our Society

Society 10 – Family cohesion & community services

Targets, Indicators & Strategies for successful performance	In the Directions of becoming ...		Baseline data
period for which data are available declines compared to that recorded between 2014/15 and 2015/16.	Soc 1	A safe home.	homicide victims (including 107 victims of intimate partner homicide, 45 victims of filicide, 28 victims of parricide, 13 victims of siblicide, 25 victims of other family homicide). The reported number of domestic homicide victims from 2014–15 to 2015–16 is slightly higher than the previous reporting period (213 victims were killed in 200 incidents from 2012–13 to 2013–14). As at 2019, 1 woman is killed every 9 days and 1 man is killed every 29 days by a partner. Source: AIHW & Australian Institute of Criminology
	Soc 3	Inclusive, welcoming and enabling.	
	Soc 4	A place of optimal health and wellbeing.	
	Soc 6	A society of equals.	
	Soc 8	A success because of gender equality.	
	Soc 14	A model of community service & responsible exercise of authority in policing.	
Domestic abuse Soc10.02.03 The number of hospitalisations due to family and domestic violence declines continuously.	Soc 10	A place of supportive familial & other connections & without domestic abuse.	In 2016/17, 4,600 women and 1,700 men were hospitalised due to family and domestic violence. Source: AIHW, "Australia's Welfare 2019, in brief"
	Soc 1	A safe home.	
	Soc 3	Inclusive, welcoming and enabling.	
	Soc 4	A place of optimal health and wellbeing.	
	Soc 6	A society of equals.	
	Soc 8	A success because of gender equality.	
Domestic abuse – legislative program Soc10.03 By 2023, legislate to make coercive control illegal.	Soc 10	A place of supportive familial & other connections & without domestic abuse.	In 2021, no plans were in place to develop legislation recognising coercive control as a crime.
	Soc 1	A safe home.	
	Soc 3	Inclusive, welcoming and enabling.	
	Soc 4	A place of optimal health and wellbeing.	
	Soc 6	A society of equals.	
	Soc 8	A success because of gender equality.	

Targets, Indicators & Strategies for the success of Our Society

Society 10 – Family cohesion & community services

Targets, Indicators & Strategies for successful performance	In the Directions of becoming ...	Baseline data
	<p>Soc 14 A model of community service & responsible exercise of authority in policing.</p> <p>Soc 15 Confident of justice for all.</p> <p>Gov 2 A nation knowing and affirming decency.</p> <p>Gov 3 A nation with avowed rights for all.</p>	
<p>Domestic abuse - education and counselling services Soc10.04</p> <p>By 2023, establish a permanent national education program on coercive control, its features and illegality and where to do to seek help.</p>	<p>Soc 10 A place of supportive familial & other connections & without domestic abuse.</p> <p>Soc 1 A safe home.</p> <p>Soc 3 Inclusive, welcoming and enabling.</p> <p>Soc 4 A place of optimal health and wellbeing.</p> <p>Soc 6 A society of equals.</p> <p>Soc 8 A success because of gender equality.</p> <p>Soc 14 A model of community service & responsible exercise of authority in policing.</p>	In 2021, no plans were in place to develop a national education program on coercive control.
<p>Domestic abuse support and funding</p> <p>Top Priority Target/Strategy: End domestic violence by restoring funding for shelters and support services enabling 100% of women threatened by domestic violence to escape to safety. Soc10.05</p> <p>By 2022, and until such time as a structure can be established for determination of priority federal budget expenditure under Econ04.02.02, establish a floor increase in federal funding allocations for domestic violence shelters, starting from a position of restoring federal funding to pre-2012 levels</p>	<p>Soc 10 A place of supportive familial & other connections & without domestic abuse.</p> <p>Soc 1 A safe home.</p> <p>Soc 2 A land with an Indigenous heart.</p> <p>Soc 3 Inclusive, welcoming & enabling.</p> <p>Soc 4 A place of optimal health and wellbeing.</p> <p>Soc 6 A society of equals.</p> <p>Soc 8 A success because of gender equality.</p> <p>Soc 9 A land without homelessness and with decent affordable housing for all.</p>	In 2019, it was reported that: "It's been almost half a century since feminists opened the first domestic violence shelters. Ever since, they've had to beg for every dollar to keep women safe. The furious words of these women have, in recent years, been stolen by self-serving politicians, who wax lyrical about ending domestic abuse while dabbling with piecemeal initiatives, gutting essential services and forcing the sector to plead for basic funding. No matter how many prime ministers 'commit' to ending domestic violence, the fact remains: Australia is a rich nation that tolerates abuse towards women and children."

Targets, Indicators & Strategies for the success of Our Society

Society 10 – Family cohesion & community services

Targets, Indicators & Strategies for successful performance	In the Directions of becoming ...			Baseline data
<p>(effectively double what they were reduced to by 2020).</p> <p>Ensure the floor increase on the restored annual funding (which should be at least \$160 million) is maintained at a minimum of 5% per annum and guaranteed until 2030.</p> <p>Ensure state funding is set to make up any shortfall such that no women at all are turned away from domestic violence shelters or other accommodation for the homeless.</p>	Soc	11	A land without child disadvantage.	Source: Jess Hill, <i>See What You Made Me Do</i>
	Soc	14	A model of community service & responsible exercise of authority in policing.	Across Australia in 2019, more than 1 in 2 women were turned away from crisis accommodation every night. Source: Women’s Community Shelters homepage
	Econ	3	A country where economic opportunity, growth & prosperity are equitably shared & living standards improve continuously for all.	In 2020, the federal government announced funding of \$60 million over three years for a “Safe Places Emergency Accommodation Program” as part of its \$328 million “Fourth Action Plan 2019-2022” in the “National Plan to Reduce Violence against Women and their Children 2010-2022”. Source: Australian Government, Department of Social Services
	Econ	4	A nation fairly raising and sharing its wealth.	
	Gov	2	A nation knowing and affirming decency.	
	Gov	3	A nation with avowed rights for all.	

Note: Baseline data, Targets, Indicators and Strategies in this section will expand in future issues of *Australia Together*, based on availability of data and on the input of Australians.

Society 11 – Early childhood care

Targets, Indicators & Strategies for the success of Our Society		
Society 11 – Early childhood care		
Targets, Indicators & Strategies for successful performance	In the Directions of becoming ...	Baseline data
<p>Funding for childcare</p> <p>Top Priority Target/Strategy: Universal access to free childcare Soc11.01</p> <p>By 2024, establish universal access to free childcare for all children under school age as follows:</p> <ul style="list-style-type: none"> for those children with working parents/carers – full coverage for those days on which both parents/carers are working; for those children 3 and 4 years old with a parent who is not working – full coverage for three days per week; and for those children 2 years old with a parent who is not working – full coverage for one day per week. 	<p>Soc 11 A land without child disadvantage.</p>	<p>In 2021, 60% of Australians supported universal access to free child-care and early learning for families with young children. Only 16% opposed this. Source: Essential Report, 29 March 2021</p>
	<p>Soc 2 A land with an Indigenous heart.</p>	
	<p>Soc 3 Inclusive, welcoming & enabling.</p>	<p>In 2012, economists estimated that the benefits of early learning far outweigh the costs. “For every dollar invested, the [economic] return ranges from roughly 1.5 to almost 3 dollars, with the benefit ratio for disadvantaged children being in the double digits.” Source: TD Economics, “Early Childhood Education has Widespread and Long Lasting Benefits”, November 2012.</p>
	<p>Soc 4 A place of optimal health and wellbeing.</p>	
	<p>Soc 5 A model of educational opportunity.</p>	
	<p>Soc 6 A society of equals.</p>	
	<p>Soc 8 A success because of gender equality.</p>	
	<p>Soc 10 A place of supportive familial & other connections & without domestic abuse.</p>	<p>In 2020, the Australia Institute noted that free childcare was vital to increasing female participation rates in the workforce which is in turn vital to economic growth. “If average Nordic country participation rates by age and gender were applied to Australia ... overall the increase in the wages would be \$31.7 billion while the increase in GDP would be \$60.4 billion or a lift in GDP of 3.2 percent. ... The empirical evidence makes clear that expenditure on services like childcare, and indeed general consumer spending, creates more jobs per \$1 million spent than expenditure on construction.” Source: Australia Institute, “Participating in Growth: Free childcare and increased participation” June 2020.</p>
	<p>Econ 2 A model of employment planning & justice in industry transition.</p>	
	<p>Econ 3 A country where economic opportunity, growth & prosperity are equitably shared & living standards improve continuously for all.</p>	
	<p>Econ 4 A nation fairly raising and sharing its wealth.</p>	

Note: Baseline data, Targets, Indicators and Strategies in this section will expand in future issues of *Australia Together*, based on availability of data and on the input of Australians.

Society 12 – Aged care & disability services

Targets, Indicators & Strategies for the success of Our Society			
Society 12 – Aged care & disability services			
Targets, Indicators & Strategies for successful performance	In the Directions of becoming ...		Baseline data
<p>Aged care package waiting times Soc12.01 Aged care package waiting times are reduced to: Level 1 = 3 months Level 2-4 = <4 months</p>	Soc 12	A sure provider of lifelong dignity.	<p>In 2020, aged care package waiting times were reported as Level 1 (basic in-home care) = 3-6 months Levels 2, 3 & 4 (higher care levels) = 12+ months Source: Australian Government, myagedcare.gov.au</p>
	Soc 1	A safe home.	
	Soc 3	Inclusive, welcoming & enabling.	
	Soc 4	A place of optimal health and wellbeing.	
	Soc 6	A society of equals.	
	Soc 9	A land without homelessness and with decent affordable housing for all.	
	Soc 10	A place of supportive familial & other connections & without domestic abuse.	
	Econ 3	A country where economic opportunity, growth & prosperity are equitably shared & living standards improve continuously for all.	
<p>Aged care – System Performance Monitoring: Confidence in the aged care system Soc12.02 The proportion of Australians reporting high and very high confidence in the aged care system rises continuously.</p>	Econ 4	A nation fairly raising and sharing its wealth.	
	Soc 12	A sure provider of lifelong dignity.	<p>In 2021, “more than half of Australians (55.2 per cent) were estimated to have not very much confidence [in the aged care system], with a further 12.0 per cent who had no confidence at all. ... Only 1.8 per cent of Australians said they had a great deal of confidence, alongside 31.1 per cent who had quite a lot of confidence (32.8 per cent in total who were confident).” Source: Australian National University, Centre for Social Research Methods, Views and experience of the aged care system in Australia, April 2021</p>
	Soc 1	A safe home.	
	Soc 2	A land with an Indigenous heart.	
	Soc 3	Inclusive, welcoming & enabling.	
	Soc 4	A place of optimal health and wellbeing.	
	Soc 6	A society of equals.	
	Soc 9	A land without homelessness and with decent affordable housing for all.	
	Soc 10	A place of supportive familial & other connections & without domestic abuse.	

Targets, Indicators & Strategies for the success of Our Society

Society 12 – Aged care & disability services

Targets, Indicators & Strategies for successful performance	In the Directions of becoming ...		Baseline data
	Econ 3	A country where economic opportunity, growth & prosperity are equitably shared & living standards improve continuously for all.	
	Gov 3	A nation with avowed rights for all.	
Aged care – System Performance Monitoring: Safety, quality and user experience indicators Soc12.02.01 The proportion of Australians reporting positive experiences with aged care services increases continuously from the baseline performance survey of 2022.	Soc 12	A sure provider of lifelong dignity.	In 2021, the Royal Commission into Aged Care Quality and Safety recommended the introduction and implementation of aged care quality indicators. The government agreed in principle. The government also accepted recommendations to report on the experience of people receiving care from an aged care service and to implement a graded assessment of service performance against the Aged Care Quality Standards. The government committed to establishing baseline surveys for purposes of performance monitoring and star ratings of service providers by the end of 2022. Source: Australian Government Response to the Final Report of the Royal Commission into Aged Care Quality and Safety, Recommendations 22, 94 & 95.
	Soc 1	A safe home.	
	Soc 2	A land with an Indigenous heart.	
	Soc 3	Inclusive, welcoming & enabling.	
	Soc 4	A place of optimal health and wellbeing.	
	Soc 6	A society of equals.	
	Soc 9	A land without homelessness and with decent affordable housing for all.	
	Soc 10	A place of supportive familial & other connections & without domestic abuse.	
	Gov 5	Open, transparent & accountable in its governments & institutions.	
	Gov 7	Committed to public service independence & excellence.	
	Gov 9	A nation outlawing corporate greed & encouraging private sector ethics & community partnership.	
Aged Care Royal Commission – Implementation of Recommendations: A new Aged Care Act Soc12.03 By 2023 legislate to replace the Aged Care Act 1997 with a new Act consistent in its entirety with all the objects, rights and	Soc 12	A sure provider of lifelong dignity.	In 2021, the Royal Commission into Aged Care Quality and Safety made 148 recommendations of which the federal government: <ul style="list-style-type: none"> accepted 106, qualified its support for 20, and
	Soc 1	A safe home.	
	Soc 2	A land with an Indigenous heart.	
	Soc 3	Inclusive, welcoming & enabling.	

Targets, Indicators & Strategies for the success of Our Society

Society 12 – Aged care & disability services

Targets, Indicators & Strategies for successful performance	In the Directions of becoming ...		Baseline data
<p>principles for aged care specified by the Aged Care Royal Commissioners, including in particular objects to:</p> <ul style="list-style-type: none"> assist older people to live an active, self-determined and meaningful life, ensure older people receive high quality care in a safe and caring environment for dignified living in old age, protect and advance the rights of older people receiving aged care to be free from mistreatment and neglect, and harm from poor quality or unsafe care, ensure equity of access to aged care, promote positive community attitudes to enhance social and economic participation by people receiving aged care, and specify a list of rights of people seeking and receiving aged care. 	Soc 4	A place of optimal health and wellbeing.	<ul style="list-style-type: none"> rejected (in effect or outright) 22. <p>Critically, the government accepted recommendations that “The Aged Care Act 1997 (Cth) should be replaced with a new Act to come into force by no later than 1 July 2023.”</p> <p>Source: Australian Government Response to the Final Report of the Royal Commission into Aged Care Quality and Safety.</p>
	Soc 6	A society of equals.	
	Soc 9	A land without homelessness and with decent affordable housing for all.	
	Soc 10	A place of supportive familial & other connections & without domestic abuse.	
	Econ 3	A country where economic opportunity, growth & prosperity are equitably shared & living standards improve continuously for all.	
	Gov 3	A nation with avowed rights for all.	
<p>Top Priority Target/Strategy: Aged Care Royal Commission – Implementation of Recommendations: New independent and accountable institutional arrangements Soc12.03.01</p> <p>By 1 July 2023, recognising that:</p> <ul style="list-style-type: none"> acceptance of Commissioner Briggs’ recommendation on maintaining institutional arrangements for aged care within a politicised Ministerial framework would be more likely to perpetuate the failures exhibited in aged care, and that other recommendations were accepted by the 	Soc 12	A sure provider of lifelong dignity.	<p>In 2021, Aged Care Royal Commissioner Pagone recommended new institutional arrangements involving three main players to ensure quality and safety in aged care, free of political interference and to ensure accountability for management of the aged care system:</p> <ol style="list-style-type: none"> an Australian Aged Care Commission (a body corporate with perpetual succession, “able to sue and be sued in its corporate name”, and “independent of ministerial direction”); an Inspector General of Aged Care; and
	Soc 1	A safe home.	
	Soc 2	A land with an Indigenous heart.	
	Soc 3	Inclusive, welcoming & enabling.	
	Soc 4	A place of optimal health and wellbeing.	
	Soc 6	A society of equals.	
	Soc 9	A land without homelessness and with decent affordable housing for all.	
	Soc 10	A place of supportive familial & other connections & without domestic abuse.	

Targets, Indicators & Strategies for the success of Our Society

Society 12 – Aged care & disability services

Targets, Indicators & Strategies for successful performance	In the Directions of becoming ...		Baseline data
government which do nothing to increase the accountability of service providers for proper use of taxpayer funding, legislate to implement Commissioner Pagone's recommendation that an Australian Aged Care Commission should be established under the new Act as corporate Commonwealth entity within the meaning of the <i>Public Governance, Performance and Accountability Act 2013</i> (Cth), with all functions and accountabilities as specified within Commissioner Pagone's recommendation.	Econ 1	A model of transition from excessive consumption to sustainability.	3. an Australian Commission on Safety and Quality in Health and Aged Care (which is to be responsible under the new Act for review and setting of quality and safety standards and quality indicators). An alternative set of institutional arrangements was proposed by Aged Care Royal Commissioner Briggs which perpetuated Ministerial control instead of the independent and accountable model recommended by Commissioner Pagone. The government accepted Commissioner Briggs' recommendation and rejected the model proposed by Commissioner Pagone, despite the fact that the Briggs model, which reflects the status quo, had clearly failed to deliver both safety and accountability for proper use of taxpayer funds in aged care.
	Econ 2	A model of employment planning & justice in industry transition.	
	Econ 3	A country where economic opportunity, growth & prosperity are equitably shared & living standards improve continuously for all.	
	Econ 4	A nation fairly raising and sharing its wealth.	
	Econ 5	A strong regulator of fairness in markets creating confidence for investors.	
	Econ 6	An economy with competitive & profitable public participation.	
	Gov 2	A nation knowing and affirming decency.	
	Gov 3	A nation with avowed rights for all.	
	Gov 5	Open, transparent & accountable in its governments & institutions.	
	Gov 6	A world benchmark in leaders' conduct.	
	Gov 7	Committed to public service independence & excellence.	
	Gov 9	A nation outlawing corporate greed & encouraging private sector ethics & community partnership.	
Aged care funding – Budget minimums Soc12.04 To maximise the chances of success of the model proposed under Soc12.03.01 , legislate to secure a funding system for aged care which establishes a	Soc 12	A sure provider of lifelong dignity.	In 2020, after extensive research, reviews of the Royal Commission into Aged Care, and reviews of the adequacy of spending in the sector, the Grattan Institute proposed that: "The federal government should create a new Aged Care Act to enshrine a rights-based
	Soc 3	Inclusive, welcoming & enabling.	
	Soc 4	A place of optimal health and wellbeing.	
	Soc 6	A society of equals.	

Targets, Indicators & Strategies for the success of Our Society

Society 12 – Aged care & disability services

Targets, Indicators & Strategies for successful performance	In the Directions of becoming ...		Baseline data
<p>floor for Aged Care Services funding as follows:</p> <p>By 2022/23 increase federal funding for aged care by a minimum of \$7 billion compared to the federal actual expenditure in 2019/20 of \$20.03 billion, taking total funding for the sector to \$27.03 billion. Thereafter, increase this funding by at least 4% per annum until 2031, after which a review should be conducted to determine new funding requirements.</p> <p>(Note: This target will be subject to revision after further analysis of funding necessary to meet the objectives of a new Aged Care Act proposed by the Royal Commission into Aged Care. Note also: The federal government's 2021/22 budget for expenditure on Aged Care Services in 2022/23 was announced as \$27.6 billion.)</p>	Soc 9	A land without homelessness and with decent affordable housing for all.	system that will require an additional \$7 billion of government spending per year."
	Soc 10	A place of supportive familial & other connections & without domestic abuse.	Source: Grattan Institute, Reforming Aged Care: A practical plan for a rights-based system, November 2020
	Econ 1	A model of transition from excessive consumption to sustainability.	Note: Other sources have been reported as suggesting that an extra \$10 billion per year is required.
	Econ 2	A model of employment planning & justice in industry transition.	Note also: The Parliamentary Budget Office has estimated that beyond 2022/23 it will be necessary to increase funding to cover the cost of demand for aged care services (to a level that reflects "common cost pressures") by annual real growth of at least 4%.
	Econ 3	A country where economic opportunity, growth & prosperity are equitably shared & living standards improve continuously for all.	Source: Parliamentary Budget Office 2020/21 Medium Term Fiscal Projections
	Econ 4	A nation fairly raising and sharing its wealth.	
<p>Aged care funding – Levies Soc12.04.01</p> <p>By 2022/23 introduce an Aged Care Funding Levy of:</p> <ul style="list-style-type: none"> 0.5% for all taxpayers earning below \$120,000; 1% for those earning between \$120,000 and 179,999; and 1.5% for those earning above \$180,000 <p>in addition to the Medicare Levy.</p>	Soc 12	A sure provider of lifelong dignity.	<p>In 2021, the Aged Care Royal Commissioners both recommended a Medicare style levy as a means of hypothecating tax revenues to securely finance aged care quality and safety to a level necessary to meet the objectives of the proposed new Aged Care Act. (Recommendations 138 and 144). The government accepted neither of these recommendations.</p> <p>Source: Australian Government Response to the Final Report of the Royal Commission into Aged Care Quality and Safety.</p>
	Soc 1	A safe home.	
	Soc 2	A land with an Indigenous heart.	
	Soc 3	Inclusive, welcoming & enabling.	
	Soc 4	A place of optimal health and wellbeing.	
	Soc 6	A society of equals.	
	Soc 9	A land without homelessness and with decent affordable housing for all.	
	Soc 10	A place of supportive familial & other connections & without domestic abuse.	<p>But in 2021, ANU researchers reported that: "Despite government rejecting a targeted levy, the majority of Australians support a levy. Only 14.6 per cent of</p>
	Econ 3	A country where economic opportunity,	

Targets, Indicators & Strategies for the success of Our Society

Society 12 – Aged care & disability services

Targets, Indicators & Strategies for successful performance	In the Directions of becoming ...	Baseline data
	<p>growth & prosperity are equitably shared & living standards improve continuously for all.</p> <p>Econ 4 A nation fairly raising and sharing its wealth.</p>	<p>respondents said that they would not support such a levy. Of those who were supportive, 33.5 per cent said 'Yes, for all taxpayers', 31.9 per cent said 'Yes, for taxpayers in the top 2 tax brackets (\$120,001 or more per year)', and 19.9 per cent said 'Yes, for taxpayers in the top tax bracket (\$180,001 or more per year).'"</p> <p>Source: Australian National University, Centre for Social Research Methods, Views and experience of the aged care system in Australia, April 2021</p>
<p>Aged care funding – Accountability of service providers in return for public funding Soc12.04.02 By 2025, in order to remove the profit motive from the publicly funded but largely privately run aged care sector, and consistent with Gov09.03, legislate to prohibit for-profit companies from qualifying for any form of taxpayer assistance – including but not limited to direct funding, subsidies and tax breaks – for provision of services in aged care. (Note: Essentially this means that until the government accepts that much higher standards of accountability for expenditure of public funds should be imposed – such as accountability for spending food supplements on provision of food for residents – private sector participation in the aged care sector should be restricted to non-profit incorporated bodies).</p>	<p>Soc 12 A sure provider of lifelong dignity.</p> <p>Soc 1 A safe home.</p> <p>Soc 2 A land with an Indigenous heart.</p> <p>Soc 3 Inclusive, welcoming & enabling.</p> <p>Soc 4 A place of optimal health and wellbeing.</p> <p>Soc 6 A society of equals.</p> <p>Soc 9 A land without homelessness and with decent affordable housing for all.</p> <p>Soc 10 A place of supportive familial & other connections & without domestic abuse.</p> <p>Econ 1 A model of transition from excessive consumption to sustainability.</p> <p>Econ 3 A country where economic opportunity, growth & prosperity are equitably shared & living standards improve continuously for all.</p> <p>Econ 4 A nation fairly raising and sharing its wealth.</p> <p>Econ 5 A strong regulator of fairness in markets creating confidence for investors.</p> <p>Econ 6 An economy with competitive & profitable public participation.</p>	<p>In 2021 the Aged Care Royal Commission made several recommendations to improve accountability of aged care service providers for their use of public funds. Some were accepted by the government but some were not, leaving taxpayers with a lower standard of accountability for use of the funding they provide.</p> <p>Source: Australian Government Response to the Final Report of the Royal Commission into Aged Care Quality and Safety</p>

Targets, Indicators & Strategies for the success of Our Society

Society 12 – Aged care & disability services

Targets, Indicators & Strategies for successful performance	In the Directions of becoming ...	Baseline data
	Gov 5 Open, transparent & accountable in its governments & institutions.	
	Gov 7 Committed to public service independence & excellence.	
	Gov 9 A nation outlawing corporate greed & encouraging private sector ethics & community partnership.	

Note: Baseline data, Targets, Indicators and Strategies in this section will expand in future issues of **Australia Together**, based on availability of data and on the input of Australians.

Society 13 – Arts & culture

<i>Targets, Indicators & Strategies for the success of Our Society</i>		
<i>Society 13 – Arts & culture</i>		
<i>Targets, Indicators & Strategies for successful performance</i>	<i>In the Directions of becoming ...</i>	<i>Baseline data</i>
	Soc 13 A wellspring of inspiration & creativity.	

Note: Baseline data, Targets, Indicators and Strategies in this section will expand in future issues of ***Australia Together***, based on availability of data and on the input of Australians.

Society 14 – Police services

Targets, Indicators & Strategies for the success of Our Society			
Society 14 – Police services			
Targets, Indicators & Strategies for successful performance	In the Directions of becoming ...		Baseline data
Federal police Soc14.01 Trust in the federal police is steady or increasing.	Soc	14 A model of community service & responsible exercise of authority in policing.	In 2019, 66% of Australians (net) said they trusted the federal police. Source: Essential, Trust in Institutions 2019
State police Soc14.02 Trust in the state police is steady or increasing.	Soc	14 A model of community service & responsible exercise of authority in policing.	In 2019, 66% of Australians (net) said they trusted the state police. Source: Essential, Trust in Institutions 2019

Note: Baseline data, Targets, Indicators and Strategies in this section will expand in future issues of **Australia Together**, based on availability of data and on the input of Australians.

Society 15 – Justice

Targets, Indicators & Strategies for the success of Our Society		
Society 15 – Justice		
Targets, Indicators & Strategies for successful performance	In the Directions of becoming ...	Baseline data
High Court Soc15.01 Trust in the High Court is steady or increasing.	Soc 15 Confident of justice for all.	In 2019, 58% of Australians (net) said they trusted the High Court. Source: Essential, Trust in Institutions 2019

Note: Baseline data, Targets, Indicators and Strategies in this section will expand in future issues of *Australia Together*, based on availability of data and on the input of Australians.

Society 16 – Emergency services

Targets, Indicators & Strategies for the success of Our Society		
Society 16 – Emergency services		
Targets, Indicators & Strategies for successful performance	In the Directions of becoming ...	Baseline data
<p>Preparedness for global crises</p> <p>Top Priority Target/Strategy: Sovereign Capability Strategy for National Resilience in Global Crises</p> <p>Soc16.01 By 2023, develop a draft comprehensive strategy to build “sovereign capability” in areas of economic activity and human capital necessary to ensure Australia is prepared for global crises arising from climate change, pandemics, global economic downturns and wars, the overall objective being to ensure Australia can scale up to provide security for Australians in times of crisis by establishing:</p> <ul style="list-style-type: none"> • manufacturing capability in critical medicines and PPE; • minimum stocking levels for imported medical supplies and fuels; • scale-up capacity for emergency facilities, hospitals and quarantine; • a skilled and experienced workforce in both crisis prevention and response, underpinned by expanded and internationally collaborative research and development capability and elevated diplomacy programs; • Australian ownership and/or control over critical capabilities; • public ownership and control of vital resources including water and power transmission; and • risk minimisation and response programs for disruptions in foreign trade. 	<p>Soc 16 A society prepared and resilient in times of disaster.</p>	<p>In 2020, at the start of the Covid-19 pandemic Australia had:</p> <ul style="list-style-type: none"> • 25% less total hospital beds than the OECD average, and • only 9.4 intensive care beds per 100,000 population, in contrast to Germany (33.9), the US (25.8) and Canada (12.9). <p>In 2020, Australia:</p> <ul style="list-style-type: none"> • imported over 90% of medicines; • was import dependent for almost all Personal Protective Equipment (PPE); • had no mandated minimum stocking levels for critical medical items; • imported 90% of fuels; and • was reliant on the foreign owned / controlled maritime trade system for 98% of imports and exports. <p>Source: Institute for Integrated Economic Research Australia, “Smart Sovereignty & Trusted Supply Chains: A National Sovereignty / Resilience Imperative” and Global Access Partners & Institute for Integrated Economic Research Australia “The Australian Health System: ‘Just in time’ or ‘Just in case’?” December 2020</p>
	<p>Soc 1 A safe home.</p>	
	<p>Soc 4 A place of optimal health and wellbeing.</p>	
	<p>Soc 5 A model of educational opportunity.</p>	
	<p>Env 1 A leading global advocate for action on climate change.</p>	
	<p>Env 5 An environmentally educated community.</p>	
	<p>Env 6 A renewable energy superpower.</p>	
	<p>Econ 1 A model of transition from excessive consumption to sustainability.</p>	
	<p>Econ 7 A collaborative intelligent nation.</p>	
	<p>Econ 9 Productive and prosperous through fair trade agreements.</p>	
	<p>Gov 6 A world benchmark in leaders' conduct.</p>	
	<p>Gov 11 A just participant on the global stage.</p>	
	<p>Gov 12 A nation assured of enduring peace.</p>	

Targets, Indicators & Strategies for the success of Our Society

Society 16 – Emergency services

Targets, Indicators & Strategies for successful performance	In the Directions of becoming ...	Baseline data
<p>By 2024, undertake widespread community engagement on the draft Sovereign Capability Strategy and the funding required.</p> <p>By 2025, finalise the Strategy and embed the necessary funding in federal, state, and local government budgets.</p>	<p>Gov 13 A nation leading in empathy & global cohesion.</p>	

Note: Baseline data, Targets, Indicators and Strategies in this section will expand in future issues of *Australia Together*, based on availability of data and on the input of Australians.

Chapter 6 – Targets, Indicators & Strategies for Success in Our Environment




Brief context for the Targets, Indicators & Strategies for Our Environment

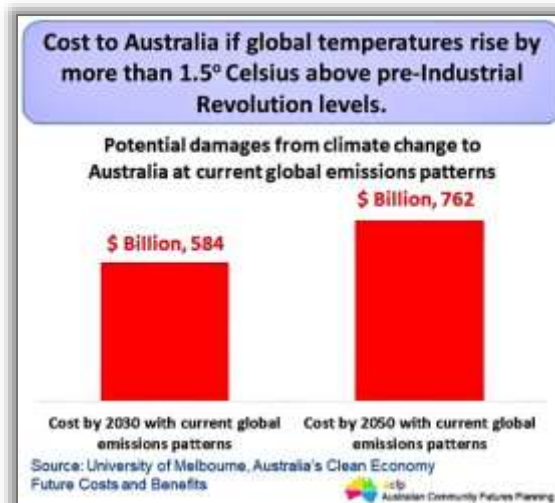
At the outset of the 2020s Australia, along with the rest of the world, is heading towards climate and biodiversity catastrophe and in terms of performance against global aims is leading in the destruction of ecosystems. If this is not reversed, it will destroy Australia's economy.

Australia's scores in the independent international Climate Change Performance Index (CCPI)⁸ indicate that **Australia, despite all its wealth, expertise and investment capacity, has played an uncooperative role compared to other nations**, particularly on development and implementation of a sustainable climate change policy.

This uncooperative stance on climate change, combined with a persistent failure to protect Australia's unique biodiversity, is the single biggest threat to the nation's future prosperity and economic strength, as the University of Melbourne has made clear in research about the cost of the world's current trajectory of carbon emissions reduction⁹. In 2020, researchers were able to quantify these potential losses to Australia at \$584 billion by 2030 and \$762 billion by 2050 – amounts which dwarf (but add to) the debt taken on by Australia for Covid-19 of just over \$300 billion.



For as long as Australia refuses to take a leadership role in climate change prevention on the international stage, Australia's economy is poised for disaster.



⁸ The Climate Change Performance Index (CCPI) has been produced annually since 2005 by Germanwatch, the NewClimate Institute and the Climate Action Network and is supported by contributions from around 350 climate experts. The CCPI is an independent monitoring tool for tracking countries' climate protection performance. <https://ccpi.org/download/the-climate-change-performance-index-2021/>

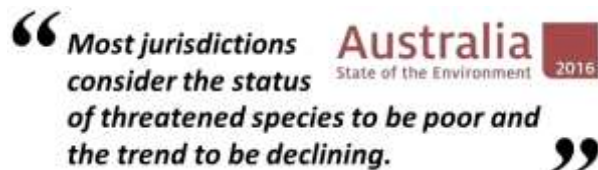
⁹ University of Melbourne, Melbourne Sustainable Society Institute, "Australia's Clean Economy Future: Costs and Benefits", June 2019, <https://sustainable.unimelb.edu.au/publications/issues-papers/australias-clean-economy>

A similar impact on Australia's economy is likely to result from ecosystem and biodiversity loss.

Since colonisation, Australia has suffered extensive biodiversity loss¹⁰.



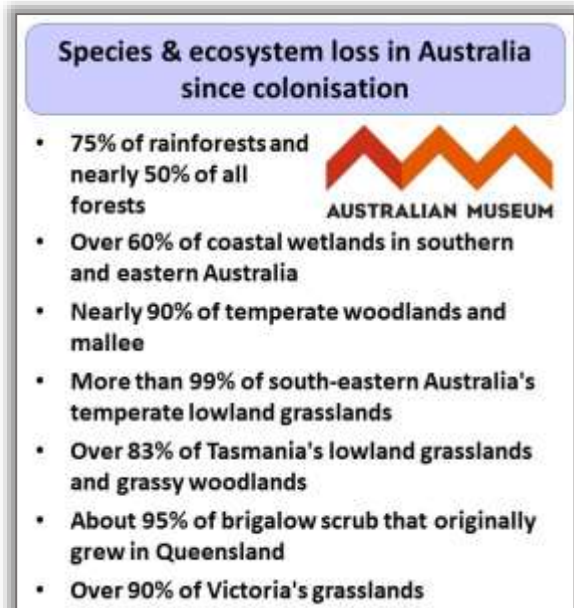
And the rate of decline in biodiversity is accelerating¹¹.



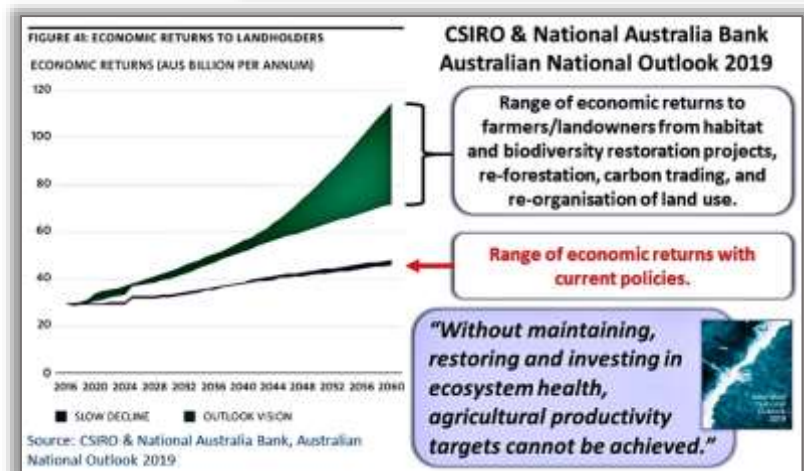
In addition to recorded species loss, it is estimated by Queensland and La Trobe Universities that at least another 49 species should be listed as threatened due to the 2019/20 bushfires in south east Australia.



Source: Queensland & La Trobe Universities, Michelle Ward, et al, Journal of Nature Ecology & Evolution, July 2020



Despite the vital economic importance of attending to climate change and rescuing ecosystems, **policy settings in 2020 are on track to destroy the natural advantage that Australia's wide biodiversity provides for agricultural yields and returns on investment for farmers and landowners.** Australia is losing hundreds of billions of dollars because of its environmental policies.

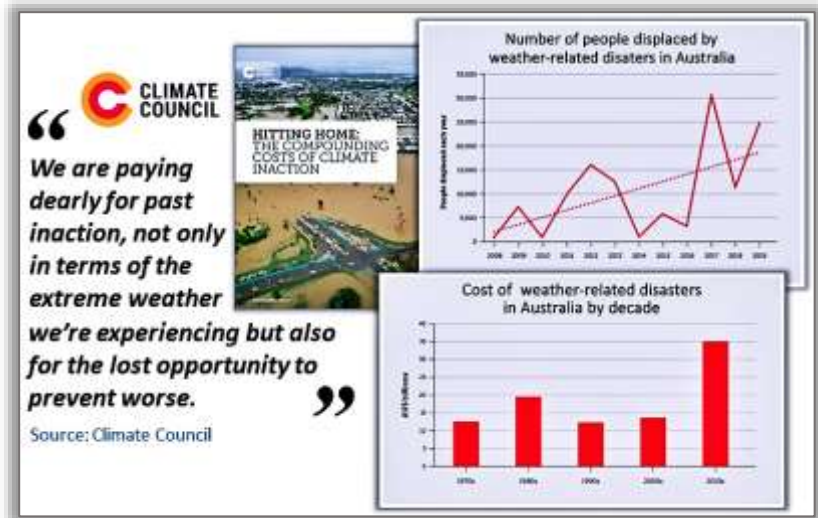


¹⁰ See Australian Bureau of Statistics, "Australia's Biodiversity" web page, <https://www.abs.gov.au/ausstats/abs@.nsf/Previousproducts/1301.0Feature%20Article12009%E2%80%939310?opendocument&tabn>

¹¹ Commonwealth of Australia, State of the Environment Report 2016, <https://soe.environment.gov.au/theme/biodiversity>

Beyond mere economic considerations, **Australia has also been exposed over the decade to 2020 to serious risk of loss of life and public safety due to its poor performance and lack of cooperation on both policies to prevent climate change and actions to reduce carbon emissions to levels sufficient to cap global heating at 1.5° Celsius above pre-industrial revolution levels.**

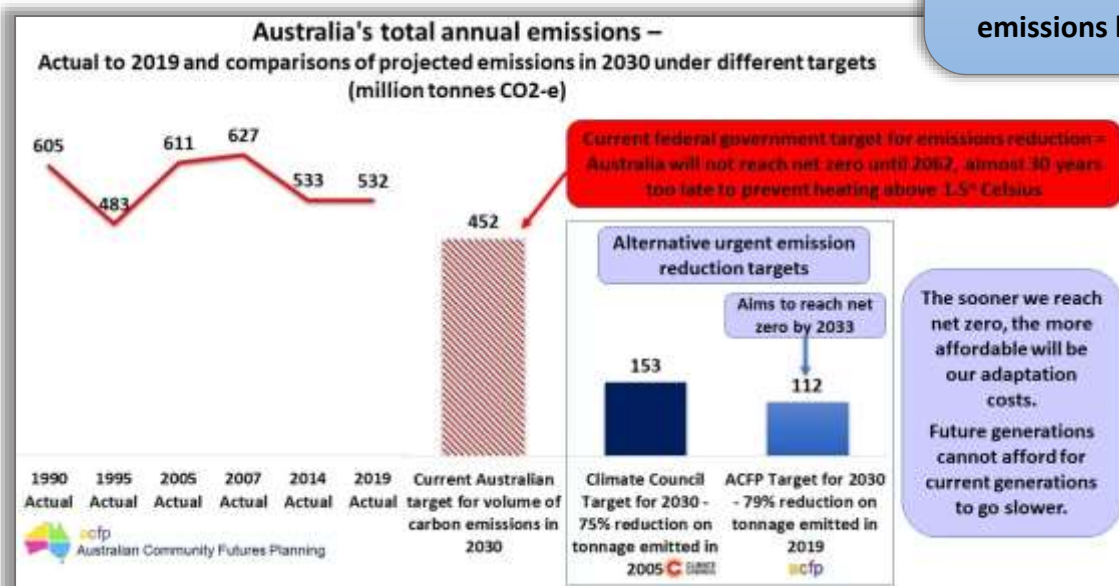
- In policy, **Australia has destroyed its carbon pricing system** and this has prevented entry to the international carbon trading system, which has in turn prevented Australia from earning substantial national income – income necessary to make climate change adaptation affordable.



- In emissions reduction, despite having one of the world’s higher uptakes of solar energy, **nothing has been achieved in terms of net reduction of emissions**, due to Australia’s persistence in use and export of fossil fuels. Nor with current policies is Australia likely to reduce emissions to anywhere near the level necessary to prevent heating. Australia has adopted targets for reduction of emissions by 2030 (26-28% below the tonnages emitted in 2005) which are wholly inadequate for stopping temperature increases and which the country is not on track to meet anyway.

Because Australia has left its run so late to begin reducing emissions, the annual reductions required to ensure that Australia at least does the minimum necessary in cooperation with other countries to cap temperature increases at 1.5° Celsius will now need to be much higher and faster than they would have been if we had started reducing emissions in 2000. **At the outset of the 2020s, Australia has arrived at a point where failure to meet ambitious emissions reduction targets will make climate change adaptation unaffordable for future generations.**

But unaffordable bills and lifestyle devastation can still be avoided if Australia reaches net zero emissions before 2035.



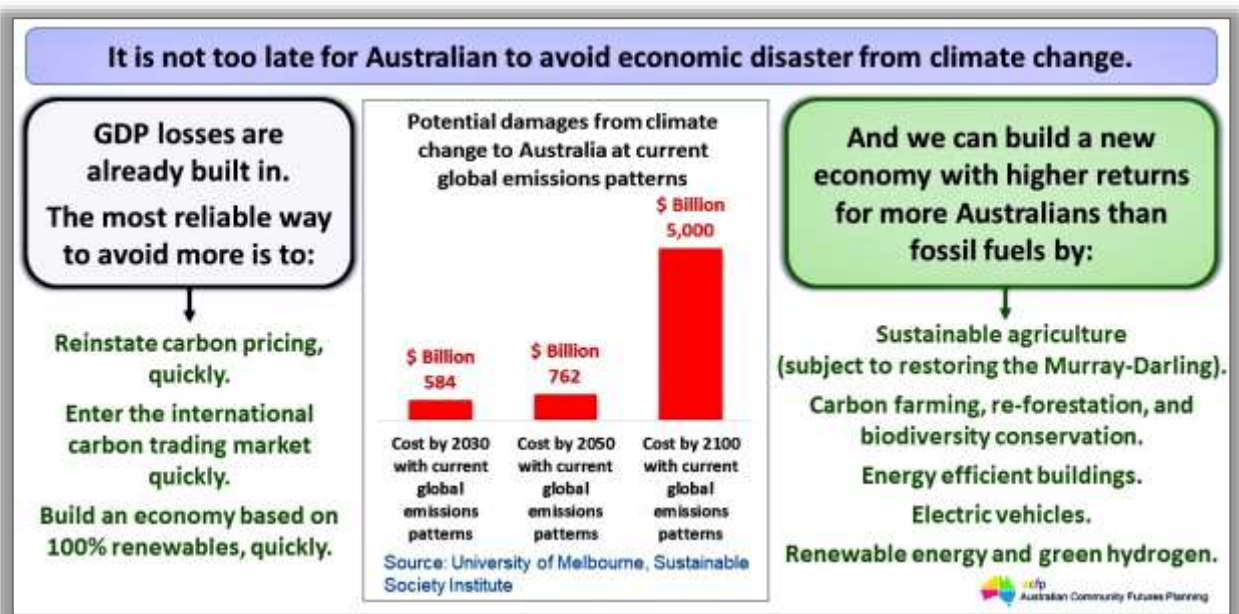
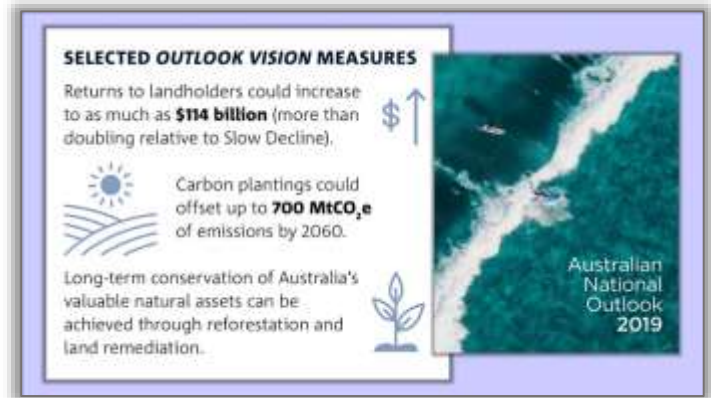
The reality for Australia in the 2020s is that:

1. action to reduce carbon emissions,
2. biodiversity conservation, and
3. environmental renewal, particularly through re-forestation

are the biggest enablers of economic growth. But the necessary incentives are missing. The most effective incentive would be the re-introduction of a price on carbon (although that is by no means the only necessary policy change). **If a carbon price**

were to be reintroduced it would be possible for those Australians working on the land to make far more money from planting a tree than they can from cutting one down. And Australia as a nation could make far more money from leaving coal and gas in the ground than from digging them up. This will not suit the fossil fuel industry but it will suit the nation financially. Moreover, transition plans for those working in dying industries such as coal mining can be financed because excellent prices can already be commanded in international markets for credits traded for any carbon we might store instead of release to the atmosphere. These prices will improve at least for the decades out to 2050. But **for as long as Australian policy makers refuse to put a price on carbon, we will simply miss out on the income from this market and we will continue to deplete the resource renewal potential that our extraordinarily wide biodiversity provides for us.**

If Australians want to see a better report card on the state of our environment and economy in the next few years, it will be necessary to reverse the policy settings for regional planning and economic measures that have become entrenched in the decade to 2020.



For more information on the context for Targets and Strategies included in **Australia Together** for **Our Environment**, view [The State of Australia in 2020](#) on [YouTube](#).

Detailed context for the Targets, Indicators & Strategies in **Our Environment** can be found in **The State of Australia in 2020 – Episode 6, Parts 1 and 2.**
[Click here for The State of Australia video playlist](#)

The following Targets, Indicators and Strategies for **our environment** are derived consistent with the primary objectives of building a nation that:

- is committed to securing the safety of both current and future generations of all Australians;
- is skilled in ethical fair sharing of intergenerational burden for planetary protection;
- is appreciative of its connection with and dependence on Australia's unique and magnificent biodiversity and climate; and
- as per the **Vision for Australia Together**, has the courage to take a leading place in achieving the environmental aims of a global society, recognising that Australia's success is dependent on being a decent international citizen.

With the Targets and Strategies that are crafted here consistent with those primary objectives, the overarching intention or desired outcome is that Australia will move in the following Directions:

**In our
environment
Australia will
become:**

- A leading global advocate for action on climate change
- A net zero emissions nation
- A proactive planner of climate change adaptation
- A nation that puts the environment before unsustainable consumption
- An environmentally educated community
- A renewable energy superpower
- Efficiently connected through low emissions transport
- Environmentally and economically sustainable in agriculture
- Confident of safety and security of its water supplies
- A biodiversity haven
- A replanted and reforested land
- A protector of scarce resources
- A provider of accessible national & urban parkland
- A pollution free biosphere
- A marine wildlife haven
- A producer of zero waste
- A conservator of cultural & built heritage
- Multi-central in its cities, efficiently connecting people with jobs, health, education and recreation
- A land of thriving self-supporting regions

Targets and Strategies will also contribute positively to multiple other Directions in **Australia Together**, as displayed.

Environment 1 – Environmental advocacy

Targets, Indicators & Strategies for the success of Our Environment		
Environment 1 – Environmental advocacy		
Targets, Indicators & Strategies for successful performance	In the Directions of becoming ...	Baseline data
<p>Reformation of Australia's negotiating stance and conduct in Paris Agreement negotiations – Commitment to emitting no more than a fair share of a global carbon budget Env01.01</p> <p>By the 2021 COP26 meeting in Glasgow (or as soon as possible thereafter), recognising that:</p> <p>a) Australia has everything to lose (economically and in all other respects) by failing to support the UNFCCC negotiations to cap heating at 1.5° Celsius, and can gain more than any other nation by ensuring heating does not rise above that temperature, and that</p> <p>b) it is not possible to keep global heating below 1.5° Celsius without adoption of a global carbon budget and an agreement by all nations to emit no more than their fair shares of that budget, attend the COP26 meeting offering a new basis for the framework negotiations as follows:</p> <p>1. That negotiations within the Framework should be shifted away from pledges to reduce emissions by self-nominated percentages –</p>	Env 1	A leading global advocate for action on climate change.
	Env 2	A net zero emissions nation.
	Env 4	A nation that puts the environment before unsustainable consumption.
	Env 6	A renewable energy superpower.
	Env 7	Efficiently connected through low emissions transport.
	Env 8	Environmentally and economically sustainable in agriculture.
	Env 10	A biodiversity haven.
	Env 11	A replanted and reforested land.
	Env 14	A pollution free biosphere.
	Env 15	A marine wildlife haven.
	Env 19	A land of thriving self-supporting regions.
	Soc 1	A safe home.
	Soc 4	A place of optimal health and wellbeing.
	Soc 6	A society of equals.
	Econ 1	A model of transition from excessive consumption to sustainability.
		<p>In 2021, Australia's stance and conduct in relation to the Paris Agreement under the United Nations Framework Convention on Climate Change was to negotiate on the basis of offering percentage reductions in carbon emissions compared to a baseline year. In mid 2021, the reduction on offer from Australia was 26%-28% on 2005 emissions by 2030 and there was no commitment to meet net zero by 2050 or any other date. The percentage reductions on offer from Australia were not only among the weakest of any nation, they were also:</p> <ol style="list-style-type: none"> 1. embedding a global negotiation framework that will be wholly insufficient to ensure that temperatures can be capped at 1.5° Celsius; and 2. entirely at odds with the economic interests of Australia. <p>In 2019, the economic loss to Australia as a result of global temperature rises of more than 1.5° Celsius was estimated by Melbourne University's Sustainable Society Institute¹³ as a minimum of:</p>

¹³ University of Melbourne Sustainable Society Institute, "Australia's Clean Economy Future: Costs and Benefits", June 2019, page 3: "The potential damages from climate change to Australia at current global emissions patterns are quantified as: • \$584.5 billion in 2030 • \$762 billion in 2050 • more than \$5 trillion in cumulative damages from now until 2100. These costs are conservative – they exclude the bulk of costs of floods and bush fires, pollution, damage to environmental assets and biodiversity losses. Conversely, the national costs of effective emissions reduction – based on a carbon price or renewables target – are estimated at \$35.5 billion from 2019 to 2030, or 0.14% of cumulative GDP; a negligible impact. Overall, the costs of emissions reduction are far less than the damages of inaction – even with modelling underestimating damages from climate change and overestimating the costs of emissions reduction."

https://sustainable.unimelb.edu.au/_data/assets/pdf_file/0012/3087786/Australias_Clean_Economy_MSSI_Issues_Paper12.pdf

Targets, Indicators & Strategies for the success of Our Environment

Environment 1 – Environmental advocacy

Targets, Indicators & Strategies for successful performance	In the Directions of becoming ...		Baseline data	
<p>i.e., that approach should be abandoned.</p> <p>2. That a new negotiation within the framework should be established to meet the temperature objectives based on pledges to stay permanently within total tonnage limits for emissions – such tonnage limits per country to be determined by the following formula:</p> <p>i. a pre-determined budget of total global emissions necessary to ensure a near 100% probability of staying below 1.5°C (probably no more than 235 billion tonnes between 2020 and whenever net zero is reached by all countries), <i>multiplied by</i></p> <p>ii. the percentage of the total load of global carbon emitted by each country to the atmosphere in 2019.</p> <p>(<i>In Australia’s case this would be roughly equivalent to 235BT x 1.5% = a final carbon budget of approx. 3.5BT.</i>¹²)</p> <p>3. That Australia should advocate for this new framework based on its advantages in:</p> <ul style="list-style-type: none">the certainty it provides for every country,the flexibility it provides in the dates by which each country may meet the net zero target (understanding	Econ	2	A model of employment planning & justice in industry transition.	<ul style="list-style-type: none">\$584.5 billion by 2030,\$762 billion by 2050, andmore than \$5 trillion in cumulative damages from now until 2100, whereas the cost to meet the temperature targets would be a mere \$35.5 billion. <p>In 2021, it was acknowledged that:</p> <ul style="list-style-type: none">it is a road to self-defeat to stick to a negotiating stance that is based on a political and unethical notion that there is no point in Australia doing more to reduce emissions unless the rest of the world does more, and thatAustralia is “more vulnerable than any other developed country” to economic losses from climate change but has “more to gain than any other country from the world moving early to zero net emissions necessary for cessation of warming, and from full participation in the global transition to zero emissions”. <p>Sources: University of Melbourne Sustainable Society Institute, “Australia’s Clean Economy Future: Costs and Benefits”; ACFP, Dr Bronwyn Kelly, “By 2050” and “The State of Australia in 2020”; and Professor Ross Garnaut, Reset: Restoring Australia After the Pandemic Recession, 2021.</p>
	Econ	3	A country where economic opportunity, growth & prosperity are equitably shared & living standards improve continuously for all.	
	Econ	4	A nation fairly raising and sharing its wealth.	
	Econ	5	A strong regulator of fairness in markets creating confidence for investors.	
	Econ	7	A collaborative intelligent nation.	
	Econ	9	Productive and prosperous through fair trade agreements.	
	Gov	6	A world benchmark in leaders' conduct.	
	Gov	9	A nation outlawing corporate greed & encouraging private sector ethics & community partnership.	
	Gov	11	A just participant on the global stage.	
	Gov	12	A nation assured of enduring peace.	
Gov	13	A nation leading in empathy & global cohesion.		

¹² For supporting information on this formula for determination of fair and equitable shares of the world’s remaining carbon budget see Episode 6 Part of ACFP’s seven part videocast series on The State of Australia in 2020 on YouTube at <https://www.youtube.com/watch?v=1rD6M2qh-CY>

Targets, Indicators & Strategies for the success of Our Environment

Environment 1 – Environmental advocacy

Targets, Indicators & Strategies for successful performance	In the Directions of becoming ...	Baseline data
<p>that in this system it doesn't matter when a country meets net zero as long as they meet it before they consume their share of the global carbon budget), and</p> <ul style="list-style-type: none"> the opportunities it opens up to poorer developing countries to submit sound proposals for assistance from a fund that may be established by wealthy developed countries as per Gov13.02 in meeting carbon budgets. 		

Note: Baseline data, Targets, Indicators and Strategies in this section will expand in future issues of **Australia Together**, based on availability of data and on the input of Australians.

Environment 2 – Climate change prevention

Targets, Indicators & Strategies for the success of Our Environment		
Environment 2 – Climate change prevention		
Targets, Indicators & Strategies for successful performance	In the Directions of becoming ...	Baseline data
<p>Carbon emissions reduction</p> <p>Top Priority Target/Strategy: Achievement of net zero carbon emissions within a carbon budget that will maximise chances of limiting global heating to 1.5° Celsius Env02.01 By 2022, adopt a maximum carbon emissions budget for total emissions from domestic sources of 3.53 billion tonnes and acknowledge that emissions beyond this budget will result in Australia disproportionately contributing to heating of the earth by more than 1.5° Celsius above pre-Industrial levels and consequent unaffordable economic loss for Australia. Env02.01.01 By 2022, adopt a carbon emissions reduction interim target of 79% reduction by 2030 on annual emissions in 2019 (Australia's domestic emissions in 2019 were 532 million tonnes), to be achieved by annual tonnage emission load reductions of at least 55 million tonnes, year-on-year, in order to avoid exceeding the 3.53 billion tonne emissions budget. Env02.01.02 By 2033, achieve net zero CO₂-e emissions to ensure the adopted carbon budget (3.53 billion tonnes) is not exceeded.</p>	Env 2 A net zero emissions nation.	<p>For full baseline details and rationale for adopting this Target see ACFP's videocast: The State of Australia in 2020, Episode 6 Part 2 – Climate policy failure and how to fix it.</p> <p>In 2020, Australia had no adopted carbon emissions budget.</p> <p>In 2020, Australia had no target date for achievement of net zero emissions.</p> <p>In 2019, Australia's domestic emissions (excluding exports) were 532 Mt of CO₂-e. Source: National Greenhouse Gas Inventory, June 2019</p>
	Env 1 A leading global advocate for action on climate change.	
	Env 4 A nation that puts the environment before unsustainable consumption.	
	Env 6 A renewable energy superpower.	
	Env 7 Efficiently connected through low emissions transport.	
	Env 8 Environmentally and economically sustainable in agriculture.	
	Env 9 Confident of safety and security of its water supplies.	
	Env 10 A biodiversity haven.	
	Env 11 A replanted and reforested land.	
	Env 12 A protector of scarce resources.	
	Env 14 A pollution free biosphere.	
	Env 15 A marine wildlife haven.	
	Econ 1 A model of transition from excessive consumption to sustainability.	
	Econ 2 A model of employment planning & justice in industry transition.	
	Econ 3 A country where economic opportunity, growth & prosperity are equitably shared & living standards improve continuously for all.	
	Econ 4 A nation fairly raising and sharing its wealth.	
	Soc 1 A safe home.	

Targets, Indicators & Strategies for the success of Our Environment

Environment 2 – Climate change prevention

Targets, Indicators & Strategies for successful performance	In the Directions of becoming ...		Baseline data
Elimination of fossil fuel subsidies Env02.02 Fossil fuel subsidies are wound back to zero by 2025.	Env 2	A net zero emissions nation.	In 2019, the International Monetary Fund (IMF) estimated Australia's subsidies to the fossil fuel industry was AU\$42 billion in the 2015 year or approximately 2.3% of GDP. This equated to AU\$1,700 per capita approximately. Source: International Monetary Fund
	Env 1	A leading global advocate for action on climate change.	
	Env 4	A nation that puts the environment before unsustainable consumption.	
	Env 6	A renewable energy superpower.	
	Env 12	A protector of scarce resources.	
	Econ 1	A model of transition from excessive consumption to sustainability.	
	Econ 2	A model of employment planning & justice in industry transition.	
	Econ 3	A country where economic opportunity, growth & prosperity are equitably shared & living standards improve continuously for all.	
	Econ 4	A nation fairly raising and sharing its wealth.	
Cessation of new coal, gas and oil investments – legislative program Env02.03 By 2022, legislate to help ensure carbon emissions reduction targets of net zero are met by 2033 as per Env02.01 by prohibiting approval of any and every new coal, oil and gas energy project (including mining, exploration for new fields, power generation and export).	Soc 1	A safe home.	In 2021, the International Energy Agency (IEA) reported that fossil fuel expansion must end now if the planet is to address the climate crisis and specifically stated that: <ul style="list-style-type: none"> • “The path to net-zero emissions is narrow: staying on it requires immediate and massive deployment of all available clean and efficient energy technologies.” • “There is no need for investment in new fossil fuel supply in our net zero Pathway. Beyond projects already committed as of 2021, there are no new oil and gas fields approved for development in our pathway, and no new coal
	Env 2	A net zero emissions nation.	
	Env 1	A leading global advocate for action on climate change.	
	Env 4	A nation that puts the environment before unsustainable consumption.	
	Env 19	A land of thriving self-supporting regions.	
	Econ 1	A model of transition from excessive consumption to sustainability.	
	Econ 5	A strong regulator of fairness in markets creating confidence for investors.	
	Gov 9	A nation outlawing corporate greed & encouraging private	

Targets, Indicators & Strategies for the success of Our Environment

Environment 2 – Climate change prevention

Targets, Indicators & Strategies for successful performance	In the Directions of becoming ...		Baseline data
		sector ethics & community partnership.	<p>mines or mine extensions are required.”</p> <ul style="list-style-type: none"> “In the net-zero emissions pathway presented in this report, the world economy in 2030 is some 40% larger than today but uses 7% less energy.” <p>In 2020, the Australia Institute survey, “Climate of the Nation” found that “65% of Australians think the Australian government should stop new coal mines.”</p> <p>Sources: International Energy Agency, Net Zero by 2050 – A Roadmap for the Global Energy Sector 2021, Australia Institute, Climate of the Nation 2020</p>
	Gov 11	A just participant on the global stage.	
	Soc 1	A safe home.	
<p>Phase out of existing investments in coal, oil and gas – legislative program Env02.04 By 2023, consistent with carbon emissions reduction targets of net zero by 2033 as per Env02.01, legislate to:</p> <ul style="list-style-type: none"> phase out all existing coal operations (mining, power generation and export) completely by 2030; reduce gas production to a maximum of the levels required for: <ul style="list-style-type: none"> Australian grid security (after all other accessible supplies of renewable energy have been utilised) as determined by the Australian Energy Market Operator (AEMO) in their Integrated Systems Plans as amended from time to time, and for supply of domestic non-industrial customers; and prohibit sales of new internal combustion engine 	Env 2	A net zero emissions nation.	<p>In 2021, the International Energy Agency (IEA) reported that in order to reach net zero global carbon emissions by 2050, consistent with the Paris Agreement, existing unabated fossil fuel production would need to be phased out in developed countries by 2030 and in all countries by 2040. However, this modelling assumed a range of other actions vital to achieving carbon neutrality would be implemented in parallel, including Carbon Capture Utilisation and Storage.</p> <p>Given that CCUS is not viable for purposes of abatement of fossil fuels, it cannot be relied on for planning purposes. Moreover, strategies which seek to achieve net zero by 2050 are highly unreliable in capping global heating to 1.5° Celsius.</p> <p>Noting the IEA Report and the AEMO’s ISP 2020 (see Env06.02) it is apparent that in 2021, global energy policy and planning agencies were</p>
	Env 1	A leading global advocate for action on climate change.	
	Env 3	A proactive planner of climate change adaptation.	
	Env 4	A nation that puts the environment before unsustainable consumption.	
	Env 6	A renewable energy superpower.	
	Env 7	Efficiently connected through low emissions transport.	
	Env 8	Environmentally and economically sustainable in agriculture.	
	Env 19	A land of thriving self-supporting regions.	
	Econ 1	A model of transition from excessive consumption to sustainability.	
	Econ 2	A model of employment planning & justice in industry transition.	
	Econ 5	A strong regulator of fairness in markets creating confidence for investors.	

Targets, Indicators & Strategies for the success of Our Environment

Environment 2 – Climate change prevention

Targets, Indicators & Strategies for successful performance	In the Directions of becoming ...		Baseline data
cars by 2024 and heavy vehicles by 2026.	Gov	9	A nation outlawing corporate greed & encouraging private sector ethics & community partnership.
	Gov	11	A just participant on the global stage.
	Soc	1	A safe home.
			<p>developing plans to phase out coal, gas, and oil before world emissions exceed limits required to keep temperature increases below 1.5° or 2° Celsius.</p> <p>In 2020, the Australia Institute survey, "Climate of the Nation" found that "83% of Australians support a phase-out of coal-fired power stations."</p> <p>Sources: International Energy Agency, Net Zero by 2050 – A Roadmap for the Global Energy Sector 2021 and Australian Energy Market Operator (AEMO) Integrated System Plan 2020, Australia Institute, Climate of the Nation 2020</p>

Note: Baseline data, Targets, Indicators and Strategies in this section will expand in future issues of *Australia Together*, based on availability of data and on the input of Australians.

Environment 3 – Climate change adaptation

Targets, Indicators & Strategies for the success of Our Environment		
Environment 3 – Climate change adaptation		
Targets, Indicators & Strategies for successful performance	In the Directions of becoming ...	Baseline data
<p>Top Priority Target/Strategy: National Climate Change Prevention, Mitigation and Adaptation Commission Env03.01 By 2022 – recognising that necessity for a detailed risk assessment of potential impacts of climate change on Australia and the need for a fully detailed, costed and funded national prevention, mitigation and adaptation plan, complete with regulatory enforcement protocols – legislate to establish an independent National Climate Change Prevention, Mitigation and Adaptation Commission responsible for:</p> <ul style="list-style-type: none"> development of comprehensive risk assessments for climate change; development of national climate change prevention, mitigation and adaptation plans that align with targets for temperature caps and emissions reductions as per Env01.01 and Env02.01; integration of such plans with other related plans and strategies for managing climate change and its impacts; and reports to Parliament on progress against those plans; <p>and ensure alignment of any plans for climate change prevention, mitigation and adaptation with the objectives of all other related strategies in this plan including, in particular, Soc16.01.</p>	<p>Env 3 A proactive planner of climate change adaptation.</p>	<p>In 2015, the Australian government adopted a “National Climate Resilience and Adaptation Strategy”. However, beyond some guiding principles and some statements about actions being taken in some locations, the Strategy was:</p> <ul style="list-style-type: none"> unsupported through funding, lacked targets, and imposed no obligations for or incentives to compliance. <p>Nor was the Strategy integrated with any other strategy for dealing with either the key causes or adverse socioeconomic effects of climate change. The high level “strategies” laid out have not been implemented and no reports on success or failure in implementation appear to have been published. In 2021, the federal government announced consultation on a new strategy but provided no draft for comment, stating merely that “The new strategy will provide a roadmap towards a climate resilient Australia.” No assurances of a legislated framework for risk assessment and management were provided. In 2020, the Member for Warringah proposed a Climate Change (National Framework for Adaptation and Mitigation) Bill in the federal parliament. The Bill was not debated. In 2021, there were no national plans for preventing or mitigating climate change. Source: Australian Government National Climate Resilience and Adaptation Strategy; Parliament of Australia, Climate Change Bill 2020</p>
	<p>Env 1 A leading global advocate for action on climate change.</p>	
	<p>Env 2 A net zero emissions nation.</p>	
	<p>Env 6 A renewable energy superpower.</p>	
	<p>Env 7 Efficiently connected through low emissions transport.</p>	
	<p>Env 8 Environmentally and economically sustainable in agriculture.</p>	
	<p>Env 9 Confident of safety and security of its water supplies.</p>	
	<p>Env 10 A biodiversity haven.</p>	
	<p>Env 11 A replanted and reforested land.</p>	
	<p>Env 12 A protector of scarce resources.</p>	
	<p>Env 14 A pollution free biosphere.</p>	
	<p>Env 15 A marine wildlife haven.</p>	
	<p>Env 19 A land of thriving self-supporting regions.</p>	
	<p>Soc 1 A safe home.</p>	
	<p>Soc 4 A place of optimal health and wellbeing.</p>	
	<p>Soc 16 A society prepared and resilient in times of disaster.</p>	
	<p>Econ 1 A model of transition from excessive consumption to sustainability.</p>	
	<p>Econ 2 A model of employment planning & justice in industry transition.</p>	
	<p>Econ 5 A strong regulator of fairness in markets</p>	

Targets, Indicators & Strategies for the success of Our Environment

Environment 3 – Climate change adaptation

Targets, Indicators & Strategies for successful performance	In the Directions of becoming ...	Baseline data
	creating confidence for investors.	
	Gov 6 A world benchmark in leaders' conduct.	
	Gov 7 Committed to public service independence & excellence.	
	Gov 9 A nation outlawing corporate greed & encouraging private sector ethics & community partnership.	
	Gov 11 A just participant on the global stage.	
	Gov 12 A nation assured of enduring peace.	

Note: Baseline data, Targets, Indicators and Strategies in this section will expand in future issues of **Australia Together**, based on availability of data and on the input of Australians.

Environment 4 – Environmental regulation & approvals

Targets, Indicators & Strategies for the success of Our Environment		
Environment 4 – Environmental regulation & approvals		
Targets, Indicators & Strategies for successful performance	In the Directions of becoming ...	Baseline data
	Env 4 A nation that puts the environment before unsustainable consumption.	

Note: Baseline data, Targets, Indicators and Strategies in this section will expand in future issues of *Australia Together*, based on availability of data and on the input of Australians.

Environment 5 – Environmental education

Targets, Indicators & Strategies for the success of Our Environment		
Environment 5 – Environmental education		
Targets, Indicators & Strategies for successful performance	In the Directions of becoming ...	Baseline data
Education for sustainable development Env05.01 Consistent with UN Sustainable Development Goal 4: “By 2030, ensure that all learners acquire the knowledge and skills needed to promote sustainable development, including, among others, through education for sustainable development and sustainable lifestyles, human rights, gender equality, promotion of a culture of peace and non-violence, global citizenship and appreciation of cultural diversity and of culture’s contribution to sustainable development.”	Env 5 An environmentally educated community.	Baseline TBA.
	Soc 5 A model of educational opportunity.	

Note: Baseline data, Targets, Indicators and Strategies in this section will expand in future issues of **Australia Together**, based on availability of data and on the input of Australians.

Environment 6 – Energy

Targets, Indicators & Strategies for the success of Our Environment			
Environment 6 – Energy			
Targets, Indicators & Strategies for successful performance	In the Directions of becoming ...		Baseline data
<p>Renewable energy – electricity Env06.01 100% of electricity comes from renewable sources by no later than 2030 and no later than 2025 if other sectors do not reach emissions reduction targets.</p> <p>Renewable energy – vehicles Env06.01.01 100% of vehicles are powered by electricity from renewable sources by no later than 2028. (This target is set to incentivise and accelerate delivery of new infrastructure for affordable power supply to vehicles.)</p> <p>Renewable energy – road transport systems, services and fleets Env06.01.02 100% of road transport systems, services and fleets is powered by electricity from renewable sources by no later than 2026 (This target is set to stimulate creation of an affordable second-hand electric vehicle market.)</p> <p>Renewable energy – manufacturing and agriculture Env06.01.03 100% of manufacturing and agriculture is powered by electricity from renewable sources by no later than 2028.</p> <p>Renewable energy – industry and construction Env06.01.04 By 2030, 100% of industry including mining, metals processing, heavy equipment construction, building, and chemicals production is powered solely by energy from genuine renewable sources</p>	Env	6	A renewable energy superpower.
	Env	1	A leading global advocate for action on climate change.
	Env	2	A net zero emissions nation.
	Env	3	A proactive planner of climate change adaptation.
	Env	4	A nation that puts the environment before unsustainable consumption.
	Env	7	Efficiently connected through low emissions transport.
	Env	8	Environmentally and economically sustainable in agriculture.
	Env	12	A protector of scarce resources.
	Env	14	A pollution free biosphere.
	Econ	1	A model of transition from excessive consumption to sustainability.
	Econ	2	A model of employment planning & justice in industry transition.
	Econ	3	A country where economic opportunity, growth & prosperity are equitably shared & living standards improve continuously for all.
	Econ	4	A nation fairly raising and sharing its wealth.
	Soc	1	A safe home.
			<p>In 2019, the renewable energy power percentage (RPP) was 18.60%.</p> <p>In 2021, the renewable energy power percentage (RPP) fell slightly to 18.54%.</p> <p>In 2020, 27.7% of Australia's electricity generation came from renewable sources.</p> <p>Source: Australian Government Clean Energy Regulator and the Clean Energy Council, Clean Energy Australia Report 2021</p>

Targets, Indicators & Strategies for the success of Our Environment

Environment 6 – Energy

Targets, Indicators & Strategies for successful performance	In the Directions of becoming ...	Baseline data
<p>produced with the highest level of efficiency unless genuine offsets are certified by the Australian Clean Energy Regulator as available and unavoidable.</p> <p>Renewable energy – air and sea transport Env06.01.05 TBA.</p>		
<p>Top Priority Target/Strategy: National Electricity Market system investment and security Env06.02</p> <p>By 2023, recognising that consumer-led and technology-led transitions in energy use and supply will occur in the midst of aggressive global decarbonisation, and that necessary investment in transmission is beyond the appetite and capability of the private sector, establish a fully government-owned corporate Commonwealth entity, the Australian Renewable Electricity Investment & Security Corporation, to:</p> <ul style="list-style-type: none"> rebuild and modernise the electricity grid, establish renewable energy zone infrastructure as set out in the AEMO Integrated System Plan 2020 (as revised from time to time), make arrangements as needed with private sector contractors for delivery of infrastructure works, and borrow and invest for purposes of electricity security and for purposes of ensuring all net returns to the public. 	<p>Env 6 A renewable energy superpower.</p>	<p>In 2020, the Australian Energy Market Operator (AEMO) released an Integrated System Plan for the National Electricity Market which set out a “Step Change” program for electricity network (generation and transmission) investment necessary to build “the lowest cost, secure and reliable energy system capable of meeting any emissions trajectory determined by policy makers at an acceptable level of risk.”</p> <p>The Step Change Program required significant investment in new transmission and the creation of renewable energy zones in NSW, QLD, VIC, TAS and SA which are most appropriately built, owned and operated by and for the public/government. Net benefits for Australians from investment in the Step Change Program significantly exceed benefits arising from all other modelled alternative investments.</p> <p>Source: Australian Energy Market Operator (AEMO) Integrated System Plan 2020</p>
	<p>Env 1 A leading global advocate for action on climate change.</p>	
	<p>Env 2 A net zero emissions nation.</p>	
	<p>Env 3 A proactive planner of climate change adaptation.</p>	
	<p>Env 4 A nation that puts the environment before unsustainable consumption.</p>	
	<p>Env 12 A protector of scarce resources.</p>	
	<p>Env 14 A pollution free biosphere.</p>	
	<p>Econ 1 A model of transition from excessive consumption to sustainability.</p>	
	<p>Econ 2 A model of employment planning & justice in industry transition.</p>	
	<p>Econ 3 A country where economic opportunity, growth & prosperity are equitably shared & living standards improve continuously for all.</p>	
	<p>Econ 4 A nation fairly raising and sharing its wealth.</p>	
	<p>Econ 5 A strong regulator of fairness in markets creating confidence for investors.</p>	
	<p>Econ 6 An economy with competitive & profitable public participation.</p>	

Targets, Indicators & Strategies for the success of Our Environment

Environment 6 – Energy

Targets, Indicators & Strategies for successful performance	In the Directions of becoming ...		Baseline data
	Econ 7	A collaborative intelligent nation.	
	Gov 7	Committed to public service independence & excellence.	
	Gov 9	A nation outlawing corporate greed & encouraging private sector ethics & community partnership.	
	Gov 11	A just participant on the global stage.	
	Soc 1	A safe home.	
<p>Top Priority Target/Strategy: Reintroduction of a National Renewable Energy Target Env06.03</p> <p>By 2023, recognising that job growth in fossil fuels is set to decline and that job growth in renewable energy requires policy settings that signal a future for renewables, legislate to renew the Renewable Energy Target (RET), setting it at a minimum of 100% for the nation by 2030, and support the new RET by re-introducing a price on carbon as per Econ01.08.</p>	Env 6	A renewable energy superpower.	<p>In 2001, Australia introduced a mandatory Renewable Energy Target (RET). The Target provided a financial incentive to encourage the additional generation of electricity from sustainable and renewable sources.</p> <p>In 2010, the mandatory RET was increased to 41,000 gigawatt-hours of renewable generation from power stations. This was subsequently reduced to 33,000 gigawatt-hours by the Abbott Government.</p> <p>In 2012, the RET and other policies incentivising renewables were supplemented by a carbon price and a \$10 billion-dollar fund to finance renewable energy projects. These initiatives were later withdrawn by the Abbott Federal Government.</p> <p>In 2019, Australia met its 2020 renewable energy target of 23.5% and 33,000 gigawatt-hours. The target was not renewed, which resulted in retailers withdrawing from the renewable energy market.</p>
	Env 2	A net zero emissions nation.	
	Env 3	A proactive planner of climate change adaptation.	
	Env 4	A nation that puts the environment before unsustainable consumption.	
	Env 7	Efficiently connected through low emissions transport.	
	Env 8	Environmentally and economically sustainable in agriculture.	
	Env 12	A protector of scarce resources.	
	Env 14	A pollution free biosphere.	
	Env 16	A producer of zero waste.	
	Env 19	A land of thriving self-supporting regions.	
	Soc 1	A safe home.	
	Soc 4	A place of optimal health and wellbeing.	
	Soc 16	A society prepared and resilient in times of disaster.	
	Econ 1	A model of transition from excessive consumption to sustainability.	

Targets, Indicators & Strategies for the success of Our Environment

Environment 6 – Energy

Targets, Indicators & Strategies for successful performance	In the Directions of becoming ...	Baseline data
	Econ 2 A model of employment planning & justice in industry transition.	In 2020, the Institute for Sustainable Futures at the University of Technology Sydney and the Clean Energy Council demonstrated that if policies are set to signal a future for renewables, the renewable energy industry could create 20,000 extra jobs in five years, increasing the total jobs from 25,000 to 45,000. But if no additional policies are provided to incentivise investment in renewables – either by large scale generators or households and businesses – then jobs will drop by 11,000, down to 14,000 by 2022. As at 2021, several states and territories had set their own renewable energy targets. ¹⁴ Source: Clean Energy Council, Clean Energy Australia Report 2021; Wikipedia, Renewable energy in Australia webpage; and UTS Institute for Sustainable Futures, Renewable Energy Jobs in Australia, Stage One, June 2020.
	Econ 5 A strong regulator of fairness in markets creating confidence for investors.	
	Econ 7 A collaborative intelligent nation.	
	Econ 9 Productive and prosperous through fair trade agreements.	
	Gov 6 A world benchmark in leaders' conduct.	
	Gov 9 A nation outlawing corporate greed & encouraging private sector ethics & community partnership.	
	Gov 11 A just participant on the global stage.	

Note: Baseline data, Targets, Indicators and Strategies in this section will expand in future issues of *Australia Together*, based on availability of data and on the input of Australians.

¹⁴ Clean Energy Council, "Clean Energy Australia Report 2021", <https://assets.cleanenergycouncil.org.au/documents/resources/reports/clean-energy-australia/clean-energy-australia-report-2021.pdf>. As at 2021:

- Tasmania: was the first Australian state to source 100 per cent of its electricity from renewable sources and set a 200 per cent renewable energy target by 2040.
- ACT: reached 100% renewable energy in 2019.
- South Australia: was expected to reach its 100% renewable energy target by 2025 and set a plan for renewable energy to account for more than 500 per cent of the state's electricity demand.
- Northern Territory: had a target of 50 per cent renewables by 2030.
- Queensland: had a 50 per cent renewable energy target by 2030.
- Victoria: announced a renewable energy auction to procure 600 MW of new solar and wind energy and committed \$540 million to establish six renewable energy zones.
- Western Australia: had no target but expected Renewables expected to account for 70 per cent of generation by 2040.
- New South Wales: had no target but their Energy Infrastructure Roadmap to deliver 12 GW of new transmission capacity will increase NSW's renewable energy penetration to over 60 per cent by 2030.

Environment 7 – Transport

<i>Targets, Indicators & Strategies for the success of Our Environment</i>		
<i>Environment 7 – Transport</i>		
<i>Targets, Indicators & Strategies for successful performance</i>	<i>In the Directions of becoming ...</i>	<i>Baseline data</i>
	Env 7 Efficiently connected through low emissions transport.	

Note: Baseline data, Targets, Indicators and Strategies in this section will expand in future issues of *Australia Together*, based on availability of data and on the input of Australians.

Environment 8 – Agriculture

<i>Targets, Indicators & Strategies for the success of Our Environment</i>		
<i>Environment 8 – Agriculture</i>		
<i>Targets, Indicators & Strategies for successful performance</i>	<i>In the Directions of becoming ...</i>	<i>Baseline data</i>
	Env 8 Environmentally and economically sustainable in agriculture.	

Note: Baseline data, Targets, Indicators and Strategies in this section will expand in future issues of *Australia Together*, based on availability of data and on the input of Australians.

Environment 9 – Fresh water supply

<i>Targets, Indicators & Strategies for the success of Our Environment</i>		
<i>Environment 9 – Fresh water supply</i>		
<i>Targets, Indicators & Strategies for successful performance</i>	<i>In the Directions of becoming ...</i>	<i>Baseline data</i>
	Env 9 Confident of safety and security of its water supplies.	

Note: Baseline data, Targets, Indicators and Strategies in this section will expand in future issues of *Australia Together*, based on availability of data and on the input of Australians.

Environment 10 – Biodiversity

Targets, Indicators & Strategies for the success of Our Environment		
Environment 10 – Biodiversity		
Targets, Indicators & Strategies for successful performance	In the Directions of becoming ...	Baseline data
Fauna conservation and extinction prevention Env10.01 No fauna extinctions based on 2019 levels.	Env 10 A biodiversity haven.	In 2019, 463 species of fauna were listed as threatened under the Environment Protection and Biodiversity Conservation Act 1999. A total of 54 fauna species were listed as extinct. Source: Australian Government Department of Agriculture, Water & the Environment, EPBC Act List of Threatened Fauna
	Env 8 Environmentally and economically sustainable in agriculture.	
	Env 11 A replanted and reforested land.	
	Env 12 A protector of scarce resources.	
	Env 13 A provider of accessible national & urban parkland.	
	Env 19 A land of thriving self-supporting regions.	
	Econ 1 A model of transition from excessive consumption to sustainability.	
	Econ 4 A nation fairly raising and sharing its wealth.	
Flora conservation and extinction prevention Env10.02 No flora extinctions based on 2019 levels.	Env 10 A biodiversity haven.	In 2019, 1,336 species of flora were listed as threatened under the Environment Protection and Biodiversity Conservation Act 1999. A total of 37 flora species were listed as extinct. Source: Australian Government Department of Agriculture, Water & the Environment, EPBC Act List of Threatened Flora
	Env 8 Environmentally and economically sustainable in agriculture.	
	Env 11 A replanted and reforested land.	
	Env 12 A protector of scarce resources.	
	Env 13 A provider of accessible national & urban parkland.	
	Env 19 A land of thriving self-supporting regions.	
	Econ 1 A model of transition from excessive consumption to sustainability.	
	Econ 4 A nation fairly raising and sharing its wealth.	

Note: Baseline data, Targets, Indicators and Strategies in this section will expand in future issues of *Australia Together*, based on availability of data and on the input of Australians.

Environment 11 – Vegetation

Targets, Indicators & Strategies for the success of Our Environment				
Environment 11 – Vegetation				
Targets, Indicators & Strategies for successful performance	In the Directions of becoming ...		Baseline data	
<p>Forests and environmental plantings</p> <p>Top Priority Target/Strategy: Legislated program to increase GDP and returns to landholders and mitigate climate change by increasing native forestry cover and restoring degraded ecosystems</p> <p>Env11.01 By 2022, prohibit, by legislation, net losses of forest cover on a state by state (and territory) basis. By 2023, preferably in parallel with legislation to establish a Carbon in the Land and Sea Finance and Trading Corporation under Econ01.07, adopt by legislation a goal of increasing forest cover and environmental plantings sufficient to sequester a minimum of 260MtCO2-e by 2033 (allowing Australia notionally to reach net zero emissions in that year). By 2025, revise and adjust forest cover and environmental plantings targets upwards to any extent necessary to achieve net zero carbon emissions by 2033. By 2025, report on the feasibility of increasing forest and plantings cover beyond that necessary to achieve net zero emissions by 2033 such that surplus credits can be sold to other countries.</p> <p><small>* Consistent with UN Sustainable Development Goal 15: “Protect, restore and promote sustainable use of terrestrial ecosystems, sustainably manage forests, combat desertification, and halt and reverse land degradation and halt biodiversity loss”, especially Target 15.2: “By 2020, promote the implementation of sustainable management of all types of forests, halt</small></p>	Env	11	A replanted and reforested land.	<p>In 2011, 16.22% of Australia’s total land area was covered by forest. Source: Australian Government, data.gov.au beta, Forest area as a proportion of total land area</p> <p>In 2019, the authors of the Australian National Outlook (National Australia Bank and the CSIRO) reported that, “Under the Outlook Vision, an optimal mix of carbon and environmental plantings could sequester as much as 260 MtCO2-e in 2050, allowing Australia to reach zero net emissions in that year. With more effective global action on climate change, plantings could sequester between 400 and 700 MtCO2 e by 2060, with approximately half that sequestration being sold to other countries.” The need to reach net zero by 2033 requires acceleration of this suggested program to be consistent with Env02.01. Source: NAB & CSIRO, Australian National Outlook, 2019.</p>
	Env	1	A leading global advocate for action on climate change.	
	Env	2	A net zero emissions nation.	
	Env	3	A proactive planner of climate change adaptation.	
	Env	4	A nation that puts the environment before unsustainable consumption.	
	Env	8	Environmentally and economically sustainable in agriculture.	
	Env	9	Confident of safety and security of its water supplies.	
	Env	10	A biodiversity haven.	
	Env	12	A protector of scarce resources.	
	Env	14	A pollution free biosphere.	
	Env	19	A land of thriving self-supporting regions.	
	Soc	4	A place of optimal health and wellbeing.	
	Econ	1	A model of transition from excessive consumption to sustainability.	
	Econ	3	A country where economic opportunity, growth & prosperity are equitably shared & living standards improve continuously for all.	
	Econ	6	An economy with competitive & profitable public participation.	
Econ	9	Productive and prosperous through fair trade agreements.		

Targets, Indicators & Strategies for the success of Our Environment

Environment 11 – Vegetation

<i>Targets, Indicators & Strategies for successful performance</i>	<i>In the Directions of becoming ...</i>	<i>Baseline data</i>
deforestation, restore degraded forests and substantially increase afforestation and reforestation globally.”		

Note: Baseline data, Targets, Indicators and Strategies in this section will expand in future issues of *Australia Together*, based on availability of data and on the input of Australians.

Environment 12 – Land & resource conservation

<i>Targets, Indicators & Strategies for the success of Our Environment</i>		
<i>Environment 12 – Land & resource conservation</i>		
<i>Targets, Indicators & Strategies for successful performance</i>	<i>In the Directions of becoming ...</i>	<i>Baseline data</i>
	Env 12 A protector of scarce resources.	

Note: Baseline data, Targets, Indicators and Strategies in this section will expand in future issues of ***Australia Together***, based on availability of data and on the input of Australians.

Environment 13 – Parks & open space

<i>Targets, Indicators & Strategies for the success of Our Environment</i>		
<i>Environment 13 – Parks & open space</i>		
<i>Targets, Indicators & Strategies for successful performance</i>	<i>In the Directions of becoming ...</i>	<i>Baseline data</i>
	Env 13 A provider of accessible national & urban parkland.	

Note: Baseline data, Targets, Indicators and Strategies in this section will expand in future issues of *Australia Together*, based on availability of data and on the input of Australians.

Environment 14 – Air & water quality

Targets, Indicators & Strategies for the success of Our Environment		
Environment 14 – Air & water quality		
Targets, Indicators & Strategies for successful performance	In the Directions of becoming ...	Baseline data
Air quality Env14.01 The 24-hour average concentration of PM2.5 (tiny air pollutant particles causing lung damage) in the atmosphere does not deteriorate in capital cities compared to levels reported in the State of the Environment Report 2016.	Env 14 A pollution free biosphere.	In 2016, air quality based on the relevant concentrations for 2009 to 2014 were reported as: Adelaide: Very good – 71%, poor – <1%. Brisbane: Very good – 91%, poor – <1%. Canberra: Very good – 77%, poor – <1%. Darwin: Very good – 58%, poor – <1%. Hobart: Very good – 78%, poor – <1%. Melbourne: Very good – 69%, poor – <1%. Perth: Very good – 68%, poor – <1%. Sydney: Very good – 64%, poor – <1%. Source: Australian Government, State of the Environment Report 2016
	Soc 4 A place of optimal health and wellbeing.	
	Env 2 A net zero emissions nation.	
	Env 3 A proactive planner of climate change adaptation.	
	Env 4 A nation that puts the environment before unsustainable consumption.	
	Env 6 A renewable energy superpower.	
	Env 7 Efficiently connected through low emissions transport.	
	Env 13 A provider of accessible national & urban parkland.	
	Env 18 Multi-central in its cities, efficiently connecting people with jobs, health, education and recreation	
	Econ 1 A model of transition from excessive consumption to sustainability.	
Water quality – potable supplies Env14.02 Water quality - potable supplies. TBA		
Water quality – rivers and streams Env14.03 Water quality – rivers and streams. TBA		
Water quality – marine Env14.04 Water quality - marine. TBA		

Note: Baseline data, Targets, Indicators and Strategies in this section will expand in future issues of *Australia Together*, based on availability of data and on the input of Australians.

Environment 15 – Marine protection

<i>Targets, Indicators & Strategies for the success of Our Environment</i>		
<i>Environment 15 – Marine protection</i>		
<i>Targets, Indicators & Strategies for successful performance</i>	<i>In the Directions of becoming ...</i>	<i>Baseline data</i>
	Env 15 A marine wildlife haven.	

Note: Baseline data, Targets, Indicators and Strategies in this section will expand in future issues of *Australia Together*, based on availability of data and on the input of Australians.

Environment 16 – Waste reduction & recycling

<i>Targets, Indicators & Strategies for the success of Our Environment</i>		
<i>Environment 16 – Waste reduction & recycling</i>		
<i>Targets, Indicators & Strategies for successful performance</i>	<i>In the Directions of becoming ...</i>	<i>Baseline data</i>
	Env 16 A producer of zero waste.	

Note: Baseline data, Targets, Indicators and Strategies in this section will expand in future issues of *Australia Together*, based on availability of data and on the input of Australians.

Environment 17 – Architectural & cultural site heritage

<i>Targets, Indicators & Strategies for the success of Our Environment</i>		
<i>Environment 17 – Architectural & cultural site heritage</i>		
<i>Targets, Indicators & Strategies for successful performance</i>	<i>In the Directions of becoming ...</i>	<i>Baseline data</i>
	Env 17 A conservator of cultural & built heritage.	

Note: Baseline data, Targets, Indicators and Strategies in this section will expand in future issues of ***Australia Together***, based on availability of data and on the input of Australians.

Environment 18 – Cities planning

Targets, Indicators & Strategies for the success of Our Environment		
Environment 18 – Cities planning		
Targets, Indicators & Strategies for successful performance	In the Directions of becoming ...	Baseline data
Env18.01 Capital city commuter travel times ...	Env 18 Multi-central in its cities, efficiently connecting people with jobs, health, education and recreation.	... Source: UTS, Institute for Sustainable Futures
	Env 7 Efficiently connected through low emissions transport.	

Note: Baseline data, Targets, Indicators and Strategies in this section will expand in future issues of **Australia Together**, based on availability of data and on the input of Australians.

Environment 19 – Regional planning

<i>Targets, Indicators & Strategies for the success of Our Environment</i>		
<i>Environment 19 – Regional planning</i>		
<i>Targets, Indicators & Strategies for successful performance</i>	<i>In the Directions of becoming ...</i>	<i>Baseline data</i>
	Env 19 A land of thriving self-supporting regions.	

Note: Baseline data, Targets, Indicators and Strategies in this section will expand in future issues of *Australia Together*, based on availability of data and on the input of Australians.

Chapter 7 – Targets, Indicators & Strategies for Success in Our Economy

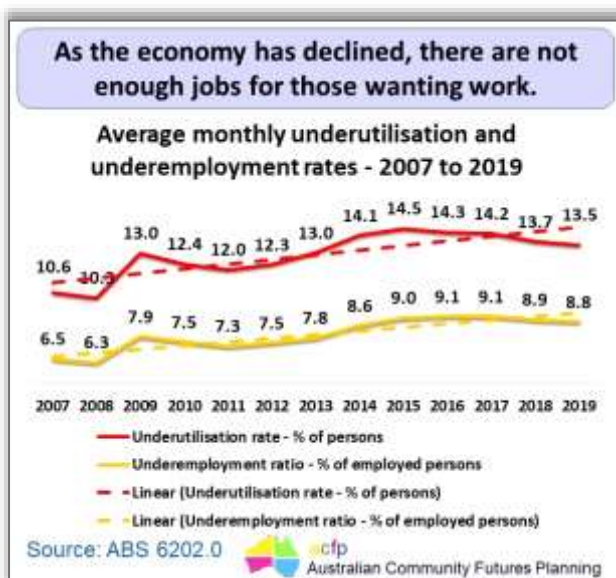
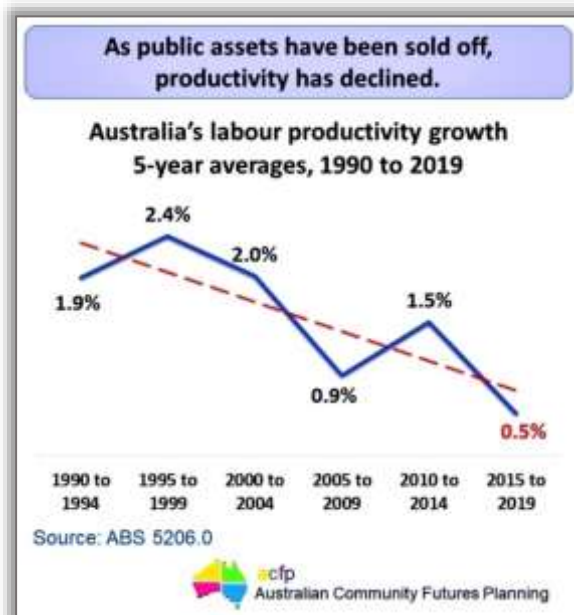



Brief context for the Targets, Indicators & Strategies for Our Economy

At the outset of the 2020s Australia's economy has reached a major turning point. **After at least two decades under the increasing influence of neoliberalism in Australian economic policy, the economy is in a state of decline.** Neoliberal policy advocates have been asserting that our wellbeing arises exclusively from economic growth and that this growth can only arise from:

- less government,
- less taxation (especially for the rich and for corporations),
- less public ownership or operation of assets and services,
- less welfare, and
- less regulation of markets and the natural environment.

But from the end of the mining boom in 2012, growth in GDP, GDP per capita, productivity and private sector investment all slowed (or fell) in Australia, particularly from 2014 onwards with the election of a conservative federal government that intensified neoliberal policy implementation. This contractionary trend was accompanied by a growth in underemployment (employed persons seeking more hours) and underutilisation of the willing labour force, meaning the economy fell into



operating significantly below its productive capacity. **In December 2019, there were almost 400,000 more underemployed people in Australia than in December 2008 and unemployment was still 1% higher than it was in 2008.** This aggravated already embedded growth in inequality, poverty, hunger, homelessness, family insecurity and breakdown, other types of social disadvantage and environmental degradation such as species loss, water insecurity and climate change.

At the same time, **the Australian economy has been verging towards the end of the period of usefulness of its current structure.** It is on the cusp of a transition away from being heavily dependent on mining commodities and toward increased dependency on services – particularly health, welfare, education and aged care – and renewable energy. The opportunities are enormous, but **the necessary transition has a long way to go and is being stalled by a range of neoliberal policy settings** including policies which:

Neoliberal policies are restricting taxpayer involvement in and returns from their own economy and stalling the necessary transformation of the economy.

- artificially cap taxpayer involvement in and direct returns from their own economy (through mechanisms such as the tax-to-GDP cap and other anti-competitive policies militating against public sector contributions to economic growth);
- cap wage growth and reduce workplace conditions, which in turn crushes consumer spending and lowers the standard of living for everyone, not just the most vulnerable;
- cap welfare which, in addition to crushing consumer spending, constrains circulation and growth in the area of the economy with the biggest capacity for jobs growth – the services sector (health, welfare, education, aged care);
- sell off public assets and services usually for less than their value which results in price rises and increased risk, particularly environmental risk, for taxpayers; and
- refuse to price carbon so that Australians can boost economic growth and cut the cost of climate change by trading in carbon permits.

In summary, at the outset of the 2020s **the fundamentals of the economy are very weak and policy settings are running 180 degrees in the wrong direction** for an economy where:

- coal mining and other exports are in decline;
- productivity has stalled;
- private sector investment has stalled;
- poverty is on the rise;
- consumer demand and spending power are in decline;
- environmental resources are being consumed faster than they can be renewed;
- climate and energy policies are non-existent; and
- there is no capacity to reduce interest rates to help the economy along.

The Australian economy has reached the end of the period of usefulness of its current structure. Heavy dependence on fossil fuels, taxpayer subsidies and private sector ownership and operation of services will no longer suffice as growth generators.

The coronavirus pandemic has aggravated the situation. If Australians want to see a better report card on the state of our economy in the next few years, a complete reversal of prevailing neoliberal policies in multiple areas is required particularly in:

- taxation,
- distribution of shares of wealth,
- welfare,
- aged care,
- government investment,
- government employment,
- labour relations,
- carbon emissions and pricing,
- energy,



- land use,
- social housing,
- education,
- fair market regulation, and
- competition policy.

Effectively, Australians have two main menus to choose from. We can choose to keep doing what we have been doing under neoliberalism – a strategy which has been proven to reduce GDP and increase inequality. Or we can shape strategies to increase GDP and reduce inequality. Further background about the menus that we can choose from can be found in [Episode 5 of The State of Australia in 2020](#) and in Chapter 8 of [By 2050](#).



The following Targets, Indicators and Strategies for **our economy** are derived consistent with the primary objectives of:

1. achieving steady economic growth but, more importantly, reducing inequality so that Australians share fairly in the wealth they work hard to create;
2. re-structuring Australia's economy so that it is competitive in a 21st century globalised world; and
3. as per the **Vision for Australia Together** ensuring that:
 - everyone can realise their full potential in life, as individuals, members of a family and citizens through unlimited opportunities in education and employment of choice,
 - vital services are fully accessible,
 - scarce resources are conserved and fairly shared, and
 - our economy is sustainable and supports rewarding opportunities and continuous improvements in living standards for everyone.

With the Targets and Strategies that are crafted here consistent with those primary objectives, the overarching intention or desired outcome is that Australia will move in the following Directions:

**In our
economy
Australia will
become:**

- A model of transition from excessive consumption to sustainability
- A model of employment planning & justice in industry transition
- A country where economic opportunity, growth & prosperity are equitably shared & living standards improve continuously for all
- A nation fairly raising and sharing its wealth
- A strong regulator of fairness in markets creating confidence for investors
- An economy with competitive & profitable public participation
- A collaborative intelligent nation
- Enabled in meeting the communication & information demands of the future
- Productive and prosperous through fair trade agreements

Targets and Strategies will also contribute positively to multiple other Directions in **Australia Together**, as displayed.

Economy 1 – Economic planning, growth & transition

Targets, Indicators & Strategies for the success of Our Economy		
Economy 1 – Economic planning, growth & transition		
Targets, Indicators & Strategies for successful performance	In the Directions of becoming ...	Baseline data
Growth measures/targets – Sustainability of growth and development Econ01.01 By 2030, attain a score of 85/100 on the United Nations Sustainable Development Goals Index.	Econ 1 A model of transition from excessive consumption to sustainability.	In 2021, Australia ranked 35 th out of 165 countries on the United Nations Sustainable Development Goals Performance Index with a score of 75.6/100. Source: Jeffrey D. Sachs, Christian Kroll, Guillaume Lafortune, Grayson Fuller, and Finn Woelm, Sustainable Development Report 2021, The Decade of Action for the Sustainable Development Goals
	Soc 1 A safe home.	
	Gov 2 A nation knowing and affirming decency.	
	Gov 6 A world benchmark in leaders' conduct.	
	Gov 11 A just participant on the global stage.	
	Gov 13 A nation leading in empathy & global cohesion.	
	Env 1 A leading global advocate for action on climate change.	
	Env 2 - 19 All remaining Directions for our Environment	
Growth measures/targets – Productivity Econ01.01.01 Percent annual increase in labour productivity (averaged over rolling 3-year periods) equals or exceeds the historical annual average of 1.6%.	Econ 1 A model of transition from excessive consumption to sustainability.	Between June 1980 and June 2014, average annual labour productivity growth was 1.6%. Between June 2015 and June 2019 labour productivity averaged 0.5%. In 2018/19, labour productivity was negative at -0.4%. Source: ABS 5206.0, Table 1 (trend, Column M)
	Econ 2 A model of employment planning & justice in industry transition.	
Growth measures/targets – Private investment for economic growth Econ01.02 Target range for private investment in new capital is between 1.3% and 2.2% per quarter.	Econ 1 A model of transition from excessive consumption to sustainability.	Between 2014 and 2019, private investment in new capital was negative, averaging -1.6% per quarter. Between 1996 and 2007, private new capital investment averaged 2.2% per quarter. During the GFC from 2008 to 2014, private new capital investment averaged 1.3% per quarter. Source: ABS, 5625.0 - Private New Capital Expenditure and Expected Expenditure
	Econ 3 A country where economic opportunity, growth & prosperity are equitably shared & living standards improve continuously for all.	
	Econ 4 A nation fairly raising and sharing its wealth.	
Growth measures/targets – GDP growth Econ01.03 Growth in Gross Domestic Product (GDP) averages 3.1%	Econ 1 A model of transition from excessive consumption to sustainability.	Between 1972 and 2014, growth in GDP averaged 3.1% per annum. Between 2015 and 2019, growth in GDP averaged only 2.4% per annum. Source: ABS 5206.0, Table 1

Targets, Indicators & Strategies for the success of Our Economy

Economy 1 – Economic planning, growth & transition

Targets, Indicators & Strategies for successful performance	In the Directions of becoming ...	Baseline data
per annum over rolling 3-year periods. ¹⁵		
Growth measures/targets – GDP growth Econ01.03.01 Growth in GDP per capita returns to its pre GFC average of at least 2.2% over rolling 3-year periods.	Econ 1 A model of transition from excessive consumption to sustainability.	Between 1984 and 2007 (before the GFC) growth in GDP per capita averaged 2.2% per annum. Between 2009 and 2013 (post-GFC) growth in GDP per capita fell to an average of 1.3% per annum. Between 2014 and 2019, growth in GDP per capita fell further to an average 0.8% per annum. Source: ABS 5206.0
Government investment for economic growth Econ01.04 By 2023, recognising that declines in government sector spending per capita lead to unnecessarily reduced economic growth, reverse the reductions in government spending per capita and establish, by legislation, a floor increase in government sector budgeted spending per capita of 4% per annum until such time as GDP growth rises once again above 3% per annum. Legislate to repeat the strategy whenever GDP drops below 3% and implement in tandem with policies listed under Econ04.02.01 .	Econ 1 A model of transition from excessive consumption to sustainability.	Between 1992 and 2012, federal government spending per capita increased by an average of 2.6% per annum and Australia's economy grew by an average of 3.4% per annum. By contrast, between 2013 and 2018 federal government spending decreased annually by an average of 0.2% and Australia experienced markedly slower economic growth of 2.5% per annum on average and slowed to 1.7% in 2018/19. Source: Parliamentary Budget Office 2019/20 Medium Term Budget Report & ABS 5206.0
	Econ 2 A model of employment planning & justice in industry transition.	
	Econ 3 A country where economic opportunity, growth & prosperity are equitably shared & living standards improve continuously for all.	
	Econ 4 A nation fairly raising and sharing its wealth.	
	Econ 6 An economy with competitive & profitable public participation.	
Economic composition and transformations – Services sector expansion Econ01.05	Econ 1 A model of transition from excessive consumption to sustainability.	In 2020, the health & education sector produced 13% of Australia's total output, making it the largest sector of

¹⁵ **Rationale for the target selected for growth in Gross Domestic Product (GDP).** Growth in GDP is used as the typical expression of performance in meeting the desire of Australians for a strong economy. However, GDP growth is not a useful measure of socioeconomic strength and, of itself, is not especially useful for long term planning purposes when the preferable and more practical objective is not primarily GDP growth *per se* but improved distribution of the benefits of sustainable growth – in other words, who is the growth for? Nor does growth in GDP shed light as a measure on the harm caused to achieve growth, harm which may exceed the benefits of the growth. While GDP growth may be highly desirable, there is more chance of achieving that growth if targets are established for policies and activities likely to stimulate fairer sharing of the benefits of growth (such as reduction in inequality, increases in private and public sector new capital investment, increases in public sector services, increases in labour productivity, and reductions in underemployment and duration of unemployment). Nevertheless, monitoring growth in GDP does provide a useful benchmark for measurement of the shares of that growth that are returned to the community in wages growth. Targets and Indicators in this and other chapters have been selected on the premise that policies which combat inequality and stimulate investment by both the public and private sector will provide the surest path to higher growth in GDP. For information on the rationale for this, see [By 2050: Planning a Better Future for Our Children in 21st century democratic Australia](#), Chapter 7.

Targets, Indicators & Strategies for the success of Our Economy

Economy 1 – Economic planning, growth & transition

Targets, Indicators & Strategies for successful performance	In the Directions of becoming ...	Baseline data
Australia's services sector expands progressively particularly in health, welfare, and education.	Econ 2 A model of employment planning & justice in industry transition.	the economy and the largest employer. Source: RBA, "Composition of the Australian Economy Snapshot March 2020"
	Soc 4 A place of optimal health and wellbeing.	
	Soc 5 A model of educational opportunity.	
	Soc 10 A place of supportive familial & other connections & without domestic abuse.	
	Soc 11 A land without child disadvantage.	
	Soc 12 A sure provider of lifelong dignity.	
Economic composition and transformations – Renewable energy expansion Econ01.06 By 2030, consistent with Strategies under Env06 , establish Australia as a renewable energy superpower, with exports in renewable energy replacing all fossil fuel exports and rare earth mining plus zero-emissions metals processing replacing export incomes from lost coal mining.	Econ 1 A model of transition from excessive consumption to sustainability.	In 2020, industry share of Australia's output was: <ul style="list-style-type: none"> • Health & education 13% • Mining 10% • Finance 9% • Construction 8% • Manufacturing 6% Source: RBA, "Composition of the Australian Economy Snapshot March 2020"
	Econ 2 A model of employment planning & justice in industry transition.	
	Econ 3 A country where economic opportunity, growth & prosperity are equitably shared & living standards improve continuously for all.	
	Econ 4 A nation fairly raising and sharing its wealth.	
	Env 1 A leading global advocate for action on climate change.	
	Env 2 A net zero emissions nation.	
	Env 3 A proactive planner of climate change adaptation.	
	Env 4 A nation that puts the environment before unsustainable consumption.	
	Env 6 A renewable energy superpower.	
	Env 12 A protector of scarce resources.	
	Env 14 A pollution free biosphere.	
	Soc 1 A safe home.	

Targets, Indicators & Strategies for the success of Our Economy

Economy 1 – Economic planning, growth & transition

Targets, Indicators & Strategies for successful performance	In the Directions of becoming ...	Baseline data
<p>Top Priority Target/Strategy: Economic composition and transformations – Carbon credits market development & a Carbon in the Land and Sea Finance and Trading Corporation Econ01.07 By 2023:</p> <ul style="list-style-type: none"> consistent with goals to be legislated to increase GDP and returns to landholders and mitigate climate change by increasing native forestry cover and restoring degraded ecosystems under Env11.01, and recognising that economic benefits to be reaped significantly outweigh costs of public investment necessary to accelerate entry into carbon credits markets, establish a 100% Government owned Carbon in the Land and Sea Finance and Trading Corporation to expand Australia's participation in the domestic and global market for carbon credits. The Corporation is to be authorised to: <ul style="list-style-type: none"> borrow and invest funds – equating initially to \$5 billion over 5 years from 2023 – in landscape and sea carbon projects, including planting, biodiversity, biomass and alternative feedstock projects and any other projects on both public and private lands and leases which can be reliably measured and certified by the Clean Energy Regulator as having generated a genuine carbon credit in tonnage terms; and purchase and trade carbon credits once produced and 	Econ 1 A model of transition from excessive consumption to sustainability.	In 2014, the Federal government allocated \$2.5 billion to purchase Australian Carbon Credit Units (ACCUs) and from then the Clean Energy Regulator periodically ran auctions to purchase ACCU's from carbon farmers and other certified carbon credit producers at the lowest bid price.
	Econ 2 A model of employment planning & justice in industry transition.	
	Econ 3 A country where economic opportunity, growth & prosperity are equitably shared & living standards improve continuously for all.	
	Econ 4 A nation fairly raising and sharing its wealth.	In 2020, this fund expired and was then topped up with a \$2 billion allocation over 10 years but eligibility for use of the funding was opened up to low emissions and geological CCS projects, leaving very little if anything for stimulation of the production of carbon credits through carbon farming during the 2020 decade.
	Econ 5 A strong regulator of fairness in markets creating confidence for investors.	
	Econ 6 An economy with competitive & profitable public participation.	
	Econ 7 A collaborative intelligent nation.	In 2021, Professor Ross Garnaut noted that carbon farming is a major job creator and sale of carbon credits can provide massive boosts to GDP. But he also noted that: "Full utilisation of the [carbon farming] opportunity requires participation in a global market for carbon, ... domestic carbon pricing arrangements which impose mandatory requirements on major emitters to purchase carbon offsets, ... [and initiatives to] bring forward access to the \$2 billion new budget allocation [mentioned above]". Source: Professor Ross Garnaut, Reset: Restoring Australia After the Pandemic Recession, 2021
	Econ 9 Productive and prosperous through fair trade agreements.	
	Env 2 A net zero emissions nation.	
	Env 3 A proactive planner of climate change adaptation.	
	Env 4 A nation that puts the environment before unsustainable consumption.	
	Env 6 A renewable energy superpower.	
	Env 8 Environmentally and economically sustainable in agriculture.	
	Env 9 Confident of safety and security of its water supplies.	
	Env 10 A biodiversity haven.	
	Env 11 A replanted and reforested land.	
	Env 12 A protector of scarce resources.	
	Env 14 A pollution free biosphere.	
	Env 15 A marine wildlife haven.	

Targets, Indicators & Strategies for the success of Our Economy

Economy 1 – Economic planning, growth & transition

Targets, Indicators & Strategies for successful performance	In the Directions of becoming ...	Baseline data
<p>certified by the Clean Energy Regulator.</p> <p>Ensure that in establishing the Corporation that its decisions on purchases, sales and investments will not be limited by requirements to generate commercial rates of return and will be geared instead to incentivise carbon in the land projects sufficient to support the objectives of establishing carbon planting projects in line with Env11.01 and provide the whole of economy returns to Australia that can arise from jobs growth in regional Australia and transition to a new economy with no fossil fuels by 2033.</p>	Env 19 A land of thriving self-supporting regions.	
	Gov 9 A nation outlawing corporate greed & encouraging private sector ethics & community partnership.	
	Gov 11 A just participant on the global stage.	
	Soc 1 A safe home.	
<p>Top Priority Target/Strategy: Reintroduction of a price on carbon Econ01.08</p> <p>By 2023, recognising that:</p> <ol style="list-style-type: none"> without a carbon price, technology solutions such as Carbon Capture and Storage (CCS) will never be as cheap as venting emissions freely to the atmosphere, and without a carbon price Australia is unlikely to be able to enter international carbon credits trading markets as efficiently as it otherwise might, <p>legislate to reintroduce a price on carbon equal to the damage it does and which gives certainty for estimates of transaction costs in calculations of returns from investment from both carbon reduction and sequestration programs.</p>	Econ 1 A model of transition from excessive consumption to sustainability.	<p>In 2021, federal government policy on carbon emissions reduction favoured technology development and opposed carbon pricing and regulatory restrictions on emission to the atmosphere. According to the Climate Council:</p> <p>“The Federal Government’s [technology] ‘roadmap’ puts the interests of the fossil fuel lobby ahead of the interests of Australians. We need a plan to remove all fossil fuels from our economy. Technology will play a role, but it is a tool, not a destination. Climate change does not stop intensifying until we stop adding greenhouse gases to the atmosphere.”</p> <p>However, without a carbon price, technology solutions are unlikely to be cost-competitive, which will negate the benefit of any public investment assistance for development, particularly for technologies such as Carbon</p>
	Econ 3 A country where economic opportunity, growth & prosperity are equitably shared & living standards improve continuously for all.	
	Econ 4 A nation fairly raising and sharing its wealth.	
	Econ 5 A strong regulator of fairness in markets creating confidence for investors.	
	Econ 9 Productive and prosperous through fair trade agreements.	
	Soc 4 A place of optimal health and wellbeing.	
	Soc 6 A society of equals.	
	Soc 16 A society prepared and resilient in times of disaster.	
	Env 1 A leading global advocate for action on climate change.	
	Env 2 A net zero emissions nation.	
	Env 4 A nation that puts the environment before	

Targets, Indicators & Strategies for the success of Our Economy

Economy 1 – Economic planning, growth & transition

Targets, Indicators & Strategies for successful performance	In the Directions of becoming ...	Baseline data
	unsustainable consumption.	Capture and Sequestration (CCS).
Env 6	A renewable energy superpower.	In 2021, Professor Ross Garnaut noted that:
Env 7	Efficiently connected through low emissions transport.	“Economists have no doubt that putting a price on carbon emissions equal to the damage that carbon does would be helpful to any cost effective emissions reduction strategy. A general carbon price is ruled out in Australia ... by our political history. There is a large economic prize for Australia if and when we remove that constraint”.
Env 8	Environmentally and economically sustainable in agriculture.	Source: The Climate Council website, Unpacking the Tech Road-map; and Professor Ross Garnaut, Reset: Restoring Australia After the Pandemic Recession, 2021
Env 10	A biodiversity haven.	
Env 11	A replanted and reforested land.	
Env 12	A protector of scarce resources.	
Env 14	A pollution free biosphere.	
Env 19	A land of thriving self-supporting regions.	
Gov 6	A world benchmark in leaders' conduct.	
Gov 9	A nation outlawing corporate greed & encouraging private sector ethics & community partnership.	
Gov 11	A just participant on the global stage.	
Top Priority Target/Strategy: Integrated & Funded Program for Meeting Australia's Commitments to the United Nations Sustainable Development Goals (UNSDGs) Econ01.09 By 2022/23, recognising that Australia is a signatory to all 17 United Nations Sustainable Development Goals and the associated targets that must be reached by 2030: <ul style="list-style-type: none"> develop an integrated program of essential projects (to be undertaken across federal, state and local government levels) to maximise Australia's chances of fulfilling its commitment to the UNSDGs; 	Econ 1 A model of transition from excessive consumption to sustainability. Econ 3 A country where economic opportunity, growth & prosperity are equitably shared & living standards improve continuously for all. Econ 4 A nation fairly raising and sharing its wealth. Soc 1 A safe home. Soc 2 A land with an Indigenous heart. Soc 4 A place of optimal health and wellbeing. Soc 5 A model of educational opportunity. Soc 6 A society of equals. Soc 7 A success because of its diversity.	In 2015, Australia adopted all 17 of the United Nations Sustainable Development Goals (UNSDGs) and thereby committed to achievement by 2030 of the following in Australia: <ol style="list-style-type: none"> No poverty Zero hunger Good health & wellbeing Quality education Gender equality Clean water & sanitation Affordable & clean energy Decent work & economic growth Industry, innovation & infrastructure Reduced inequalities Sustainable cities & communities

Targets, Indicators & Strategies for the success of Our Economy

Economy 1 – Economic planning, growth & transition

Targets, Indicators & Strategies for successful performance	In the Directions of becoming ...		Baseline data	
<ul style="list-style-type: none">incorporate the program under a specific line item in the federal budget; andensure that sufficient additional funding to support full implementation/ coordination of the identified essential projects is allocated and maintained annually until the UNSDGs are met (preferably on time or before 2030). <p>Citizens’ oversight of progress towards the United Nations Sustainable Development Goals (UNSDGs) Econ01.09.01 By 2023, consistent with initiatives under Gov01.05 regarding community engagement in national long term financial planning, establish and fund a citizen’s assembly or other suitable community council charged with monitoring Australia’s progress towards the UNSDGs and advising on the adequacy and allocation of funds in federal and state budgets when shortfalls in progress towards the goals are detected.</p>	Soc	8	A success because of gender equality.	12. Responsible consumption & production
	Soc	9	A land without homelessness and with decent affordable housing for all.	13. Climate action
	Soc	11	A land without child disadvantage.	14. Life below water
	Env	1	A leading global advocate for action on climate change.	15. Life on land
	Env	2	A net zero emissions nation.	16. Peace, justice & strong institutions
	Env	3	A proactive planner of climate change adaptation.	17. Partnerships for the goals
	Env	4	A nation that puts the environment before unsustainable consumption.	Despite these commitments, in 2021/22, the federal budget incorporated no mention of or allocations for realisation of the UNSDGs and had no established citizens’ assembly for monitoring of progress towards the adopted SDGs by 2030. Source: Jeffrey D. Sachs, Christian Kroll, Guillaume Lafortune, Grayson Fuller, and Finn Woelm, Sustainable Development Report 2021, The Decade of Action for the Sustainable Development Goals
	Env	6	A renewable energy superpower.	
	Env	7	Efficiently connected through low emissions transport.	
	Env	8	Environmentally and economically sustainable in agriculture.	
	Env	9	Confident of safety and security of its water supplies.	
	Env	10	A biodiversity haven.	
	Env	11	A replanted and reforested land.	
	Env	12	A protector of scarce resources.	
	Env	14	A pollution free biosphere.	
	Env	15	A marine wildlife haven.	
	Env	16	A producer of zero waste.	
	Env	19	A land of thriving self-supporting regions.	
	Gov	1	A proactive participatory democracy.	
	Gov	2	A nation knowing and affirming decency.	
	Gov	3	A nation with avowed rights for all.	
	Gov	5	Open, transparent & accountable in its	

Targets, Indicators & Strategies for the success of Our Economy

Economy 1 – Economic planning, growth & transition

Targets, Indicators & Strategies for successful performance	In the Directions of becoming ...	Baseline data
	governments & institutions.	
	Gov 6 A world benchmark in leaders' conduct.	
	Gov 7 Committed to public service independence & excellence.	
	Gov 11 A just participant on the global stage.	
	Gov 12 A nation assured of enduring peace.	
	Gov 13 A nation leading in empathy & global cohesion.	

Note: Baseline data, Targets, Indicators and Strategies in this section will expand in future issues of *Australia Together*, based on availability of data and on the input of Australians.

Economy 2 – Employment planning & industry transition

Targets, Indicators & Strategies for the success of Our Economy		
Economy 2 – Employment planning & industry transition		
Targets, Indicators & Strategies for successful performance	In the Directions of becoming ...	Baseline data
Employment Econ02.01 The employment to population ratio is steady or improving.	Econ 2 A model of employment planning & justice in industry transition.	In 2020, the employment to population ratio for Australia was 63%. Source: RBA, "Composition of the Australian Economy Snapshot March 2020"
	Econ 1 A model of transition from excessive consumption to sustainability.	
Underemployment Econ02.02 The underemployment rate reduces to 3% and remains at or below that on a 12-month average, ensuring a fuller use of workforce capacity to expand the economy and sufficient labour scarcity to increase wages. (This target may be subject to revision – up or down – if the Non Accelerating Inflation Rate of Unemployment (NAIRU), as assessed from time to time by the Reserve Bank, suggests a revision is necessary.)	Econ 2 A model of employment planning & justice in industry transition.	The rate of underemployment has steadily increased since 1978 from 2.7% to 9% in January 2020. Source: ABS, 6202.0 Labour Force Australia, Table 22
	Econ 1 A model of transition from excessive consumption to sustainability.	
	Econ 3 A country where economic opportunity, growth & prosperity are equitably shared & living standards improve continuously for all.	
	Econ 4 A nation fairly raising and sharing its wealth.	
Duration of unemployment Econ02.03 The median duration of unemployment for Australia as a whole is below 10 weeks, reflecting the success of job creation programs by the government sector consistent with a National Plan for Full Employment Supported by a Social Wage (as per Econ02.04) and ensuring that wages cannot be suppressed due to artificially high rates of unemployment.	Econ 2 A model of employment planning & justice in industry transition.	In the 2020 year, the duration of unemployment for Australia averaged 17.2 weeks compared to the boom period of 2000 to 2013 when the average was 12.2 weeks. Source: ABS, 6291.0.55.001 Labour Force Australia, Table 16c
	Econ 3 A country where economic opportunity, growth & prosperity are equitably shared & living standards improve continuously for all.	
	Econ 4 A nation fairly raising and sharing its wealth.	
	Econ 6 An economy with competitive & profitable public participation.	
	Soc 3 Inclusive, welcoming & enabling.	
	Soc 4 A place of optimal health and wellbeing.	
Employment planning Top Priority Target/Strategy: National plan for full	Econ 2 A model of employment planning & justice in industry transition.	In 2020, Australians had no guarantee of decent productive employment and they were facing the ongoing removal of social safety nets

Targets, Indicators & Strategies for the success of Our Economy

Economy 2 – Employment planning & industry transition

Targets, Indicators & Strategies for successful performance	In the Directions of becoming ...	Baseline data
<p>employment supported by a social wage Econ02.04 By 2022, in association with processes for development of an accord on wealth, welfare and wellbeing (see Econ04.02), the federal government convenes a process of joint development of a draft plan to re-structure the competitive mix of industries and labour market policies supporting Australia's economy to achieve full employment by 2025 (where full employment is defined consistent with Econ02.02).</p> <p>By 2023, nation-wide community engagement on the draft national plan is to be completed.</p> <p>By 2023, a national full employment plan, consistent with community agreements in an accord on wealth, welfare and wellbeing, is adopted.</p> <p>By 2023, federal, state, territory, and local governments develop implementation plans consistent with the adopted national plan.</p> <p>By 2025, achieve full and productive work for all Australians.</p> <p><small>*Consistent with UNSDG, Goal 8: "Promote sustained, inclusive and sustainable economic growth, full and productive employment and decent work for all," especially Target 8.5: "By 2030, achieve full and productive employment and decent work for all women and men, including for young people and persons with disabilities, and equal pay for work of equal value."</small></p>	<p>Econ 1 A model of transition from excessive consumption to sustainability.</p>	<p>and rights to a decent basic income throughout their lives. Before any further erosion of benefits and access to social support, and in anticipation of transitional issues associated with robotization and artificial intelligence, a plan for industry transition and labour market negotiation is required, in parallel and consistent with an accord on wealth, welfare and wellbeing and in order to meet commitments made under UN Sustainable Development Goals adopted in 2015 by Australia.</p> <p>In 2019, 84% of Australians believed that "the minimum [social] wage should be high enough so that no family with a full-time worker falls below the official poverty line." And 61% believed that "the government should provide a decent standard of living for the unemployed."</p> <p><small>Source: United States Studies Centre, <i>Public Opinion in the Age of Trump, The United States and Australia Compared</i>.</small></p>
	<p>Econ 3 A country where economic opportunity, growth & prosperity are equitably shared & living standards improve continuously for all.</p>	
	<p>Econ 4 A nation fairly raising and sharing its wealth.</p>	
	<p>Econ 5 A strong regulator of fairness in markets creating confidence for investors.</p>	
	<p>Econ 6 An economy with competitive & profitable public participation.</p>	
	<p>Soc 3 Inclusive, welcoming & enabling.</p>	
	<p>Soc 4 A place of optimal health and wellbeing.</p>	
	<p>Soc 6 A society of equals.</p>	
<p>Employment planning</p> <p>Top Priority Target/Strategy: Increasing government sector participation in the economy by a program of expansion of public sector employment in</p>	<p>Econ 2 A model of employment planning & justice in industry transition.</p>	<p>In 2017, 82% of Australians "wanted government to retain the skills and capability to deliver services directly".</p> <p><small>Source: Centre for Policy Development Study, "What Do Australians Want?"</small></p>
	<p>Econ 3 A country where economic opportunity, growth & prosperity are equitably shared & living</p>	

Targets, Indicators & Strategies for the success of Our Economy

Economy 2 – Employment planning & industry transition

Targets, Indicators & Strategies for successful performance	In the Directions of becoming ...		Baseline data
<p>health, welfare, education, housing, conservation and land care, renewable energy, buildings efficiency and transport.</p> <p>Econ02.04.01</p> <p>By 2023, in association with a national plan for full employment supported by a social wage (as per Econ02.04), and supported by initiatives under Econ04.02.01 and Econ04.02.03, establish a program to expand public sector employment and participation in the Australian economy by:</p> <ul style="list-style-type: none"> • developing a public sector workforce plan to significantly increase direct employment by state and federal governments in health, welfare, education, housing, conservation and land care, renewable energy, buildings efficiency and transport, recognising these as the job growth areas of the future; • reversing the growth in contracting out of public services; and • reversing the growth in consultancies and re-establish in-house public policy services. <p>By 2023, incorporate the new public sector workforce plan into the nation-wide community engagement on the draft national plan for full employment supported by a social wage (as per Econ02.04).</p>		standards improve continuously for all.	<p>Active and Effective Government Fit for the Ages"</p> <p>By May 2021, national research by Essential indicated that when asked about the preferred approach to creating jobs and economic growth, 66% of respondents said "the <i>government</i> should <i>directly</i> invest in the economy by creating projects and jobs, and raise the standard of living for the majority of workers" and only 17% said that <i>businesses</i> should be encouraged "to grow and create more jobs" through "relaxation of regulations and lower taxes for the wealthy".</p> <p>Source: Essential Research Report, 11 May 2021</p> <p>Nevertheless, between June 2014 and June 2019, the Australian government shed 19,364 Australian Public Service (APS) employees – almost 12% of its workforce. As at 30 June 2019 the total employment headcount (not fulltime equivalent) of the APS was 146,782, down from 166,146 in June 2013. At the same time, annual spending by the federal government on consultants doubled from \$421 million in 2012/13 to \$808 million in 2017/18 before falling to \$650 million in 2018/19 and rising again to \$695 million in 2019/20. Also during the same period underemployment in Australia grew by 21% from an average of 7.4% between 2008 and 2013 to 8.9% between 2014 and 2019. In December 2019, there were 1,125,400 underemployed persons in Australia compared to 911,500 in December 2013, meaning that while</p>
	Econ	4	A nation fairly raising and sharing its wealth.
	Econ	6	An economy with competitive & profitable public participation.
	Soc	3	Inclusive, welcoming & enabling.
	Soc	4	A place of optimal health and wellbeing.
	Soc	5	A model of educational opportunity.
	Soc	6	A society of equals.
	Soc	9	A land without homelessness and with decent affordable housing for all
	Soc	10	A place of supportive familial & other connections & without domestic abuse
	Soc	11	A land without child disadvantage
	Soc	12	A sure provider of lifelong dignity
	Env	6	A renewable energy superpower.
	Env	12	A protector of scarce resources.
	Env	19	A land of thriving self-supporting regions.
	Gov	7	Committed to public service independence & excellence.

Targets, Indicators & Strategies for the success of Our Economy

Economy 2 – Employment planning & industry transition

Targets, Indicators & Strategies for successful performance	In the Directions of becoming ...		Baseline data
			underemployment rose by more than 200,000 the government aggravated the problem by reducing public sector employment by 20,000. The above corresponded with a period of slowed growth in the Australian economy. Between 1972 and 2014, growth in GDP averaged 3.1% per annum. Between 2015 and 2019, growth in GDP averaged only 2.4% per annum and dropped to 1.7% in 2018/19. Sources: Australian Public Service Commission, APS Employment Release Tables 30 June 2020; Australian Government AusTender, Contracts Awarded as Consultancies; ABS 6202.0 Labour Force Australia Table 22.
<p>Economic transition funding to drive sector-wide transformations with safety nets</p> <p>Top Priority Target/Strategy: National Economic Transitions Commission Econ02.05</p> <p>By 2022, acknowledging that globalisation of economies and other global forces such as climate change will, from time to time, deliver sector-wide shocks to or shifts in Australia's economy – and in association with the accord on wealth, welfare and wellbeing under Econ04.02 – establish a National Economic Transitions Commission with a charter of facilitating sector-wide economic shifts occasioned by global impacts (such as climate change, pandemics, trade restrictions or war) and a triple role in facilitation, including:</p> <ul style="list-style-type: none"> timely identification of sector-wide disruptions; recommendations on policy for funding and management of required 	Econ 2	A model of employment planning & justice in industry transition.	<p>In 2021, Australia faced serious impacts to two key sectors of its economy arising from factors beyond their control:</p> <ol style="list-style-type: none"> Coal mining, due to the inevitable decline of demand for fossil fuels; and Tertiary education, due to loss of international student demand after Covid-19. <p>No coordinated policies were put in place to assist employees in either of these industries in a manner that would shift the economy onto a new sustainable footing. In fact:</p> <ul style="list-style-type: none"> assistance was specifically withheld in the case of tertiary education resulting in the loss of over 17,000 jobs; and in the case of coal mining, inordinate support for corporate vested interests was provided contrary to the best economic interests of the public (via appointment of fossil fuel business owners to a
	Econ 1	A model of transition from excessive consumption to sustainability.	
	Econ 3	A country where economic opportunity, growth & prosperity are equitably shared & living standards improve continuously for all.	
	Econ 4	A nation fairly raising and sharing its wealth.	
	Econ 5	A strong regulator of fairness in markets creating confidence for investors.	
	Econ 6	An economy with competitive & profitable public participation.	
	Econ 9	Productive and prosperous through fair trade agreements.	
	Soc 1	A safe home.	
	Soc 3	Inclusive, welcoming and enabling.	
	Soc 6	A society of equals.	
	Env 1	A leading global advocate for action on climate change.	

Targets, Indicators & Strategies for the success of Our Economy

Economy 2 – Employment planning & industry transition

Targets, Indicators & Strategies for successful performance	In the Directions of becoming ...		Baseline data	
<p>transitions (either out of the affected industry sector or across to a new funding platform capable of sustaining the affected industry);</p> <ul style="list-style-type: none">• implementation of approved funding programs supporting the transitions; and• coordination of any multi-agency involvement in establishment of market structures necessary to ensure the resilience of any new economic transformations. <p>Independence of the Commission should be secured by an act of parliament which mandates that:</p> <ul style="list-style-type: none">• the Commission should be fully resourced;• commissioners should be appointed for 5-year periods (non-renewable). <p>Procedures for:</p> <ul style="list-style-type: none">• ensuring independence of commissioners,• prevention of corruption,• management of conflicts of interest,• codes of conduct and meeting practice, and• full transparency in advice and decisions <p>must be specified in the enabling legislation.</p> <p>Experience with implementation of transition programs under Econ02.05.01 – Coal industry closure and Econ02.05.02 – Tertiary education restoration and expansion below may be utilised prior to establishment of the Commission – taking these two as pilot programs for testing operation of the Commission and developing an</p>	Env	2	A net zero emissions nation.	<p>national Covid-19 Commission).</p> <p>Political and economic immaturity significantly impacted the nation’s capacity to efficiently facilitate vital sector-wide economic shifts.</p> <p>Independence in management of aspects of economic policy has proven to be successful in the past, such as in the case of entrusting control of monetary policy to the independence of the Reserve Bank. But as at 2021, no such independent facilitation had been established for purposes of sector-wide economic transitions.</p>
	Env	4	A nation that puts the environment before unsustainable consumption.	
	Env	6	A renewable energy superpower.	
	Env	8	Environmentally and economically sustainable in agriculture.	
	Env	12	A protector of scarce resources.	
	Env	18	Multi-central in its cities, efficiently connecting people with jobs, health, education and recreation.	
	Env	19	A land of thriving self-supporting regions.	
	Gov	6	A world benchmark in leaders' conduct.	
	Gov	7	Committed to public service independence & excellence.	
	Gov	9	A nation outlawing corporate greed & encouraging private sector ethics & community partnership.	
	Gov	11	A just participant on the global stage.	

Targets, Indicators & Strategies for the success of Our Economy

Economy 2 – Employment planning & industry transition

Targets, Indicators & Strategies for successful performance	In the Directions of becoming ...		Baseline data
appropriately independent charter.			
<p>Economic transition funding to drive sector-wide transformations with safety nets – Coal industry closure Econ02.05.01</p> <p>Regardless of whether the National Economic Transitions Commission is established under Econ02.05 and utilising a small portion of the savings to taxpayers that can be anticipated from the elimination of fossil fuel subsidies under Env02.03, establish a one-off \$1 billion redundancy and redeployment fund for employees of thermal coal mining and coal-fired power companies who are facing displacement, accessible until 2025 (and no later). Payments from the fund should reflect years of service, plus transition costs associated with re-training and relocation, and be in addition to all other termination entitlements under agreements with private employers.</p> <p>Note: Payment from the fund would not be applicable to workers who take up employment in thermal coal mining or coal fired power stations after creation of the fund and no worker receiving payments for redundancy and redeployment could be permitted to work in the coal sector in the future, recognising that the taxpayer funded transition program is to support transition to a sustainable economy, not a revolving door and additional subsidy to the coal industry.</p> <p>Note: This proposal for a \$1 billion fund may be subject to</p>	Econ 2	A model of employment planning & justice in industry transition.	<p>In 2015, the International Monetary Fund estimated that the size of subsidy provided by Australian taxpayers to the fossil fuel industry was AU\$42 billion approximately or 2.3% of GDP (US\$29 billion) and AU\$1,700 per capita approximately per annum. This equates to setting aside the equivalent of \$730,000 of taxpayer funded subsidy each year for each person employed in coal mining and oil and gas exploration and production in Australia.</p> <p>The Australian taxpayer receives no share of the profits in return for its subsidisation of the fossil fuel industry. Profits are largely off-shored. Nor does the fossil fuel industry contribute to clean-up costs or climate change adaptation costs.</p> <p>Creation of a fund to make coal workers redundant and transfer them to sustainable industries (including other types of mining) would equate to a massive saving for Australia. If implemented in addition to a carbon price it would make transition to net zero and a new economy affordable for Australia.</p> <p>Source: International Monetary Fund “IMF Working Paper: Global Fossil Fuel Subsidies Remain Large: An Update Based on Country-Level Estimates, WP/19/89”, 2019</p> <p>In 2019, approximately 38,400 people were employed in coal mining in Australia, a reduction from 47,500 in 2014. By 2030 it may be expected that the thermal coal industry will be non-existent due to multiple factors, including its high price</p>
	Econ 1	A model of transition from excessive consumption to sustainability.	
	Econ 3	A country where economic opportunity, growth & prosperity are equitably shared & living standards improve continuously for all.	
	Econ 4	A nation fairly raising and sharing its wealth.	
	Econ 5	A strong regulator of fairness in markets creating confidence for investors.	
	Econ 9	Productive and prosperous through fair trade agreements.	
	Soc 1	A safe home.	
	Soc 3	Inclusive, welcoming and enabling.	
	Soc 6	A society of equals.	
	Env 1	A leading global advocate for action on climate change.	
	Env 2	A net zero emissions nation.	
	Env 4	A nation that puts the environment before unsustainable consumption.	
	Env 6	A renewable energy superpower.	
	Env 8	Environmentally and economically sustainable in agriculture.	
	Env 12	A protector of scarce resources.	
Env 19	A land of thriving self-supporting regions.		
Gov 6	A world benchmark in leaders' conduct.		
Gov 9	A nation outlawing corporate greed & encouraging private		

Targets, Indicators & Strategies for the success of Our Economy

Economy 2 – Employment planning & industry transition

Targets, Indicators & Strategies for successful performance	In the Directions of becoming ...	Baseline data
movement up or down, depending on need.	sector ethics & community partnership.	compared to renewable energy. Schemes which incentivise early closure of the thermal coal industry will provide significantly higher returns to Australia than continued subsidies for coal. Source: ABS Stat.beta Labour account Australia
	Gov 11 A just participant on the global stage.	In 2020, research by the Australia Institute found that: “A phase-out of thermal coal mining over ten years would imply a loss of between 500 and 1000 specialist mining jobs each year. Taking account of early retirement, natural attrition, and redeployment within the mining industry, the number requiring special assistance for transition, or a top up to offset the loss of premium wages, would probably be no more than 250 per year. An assistance package of \$100,000 per year, available for up to 2 years, would imply an outlay of no more than \$50 million per year.” Source: Australia Institute, Getting Off Coal 2020
Economic transition funding to drive sector-wide transformations with safety nets – Higher education (university) sector recovery and expansion Econ02.05.02 By no later than the 2022/23 federal budget: 1. recognising the need to reverse planned funding reductions for tertiary education and the need to meet increased demand for university education consistent with the fee-free program under Soc05.01, and	Econ 2 A model of employment planning & justice in industry transition.	In 2021, Universities Australia reported that over 17,300 university jobs were lost in 2020 due to Covid-19 and forecast further losses in 2021. They also reported a loss of \$1.8 billion in revenue 2020/21, an expected further loss of \$2 billion in 2021/22 and extended losses for subsequent years due to loss of international student enrolments. While the federal government increased funding for 2020/21 to support ongoing research in universities during Covid-19, it also reversed that injection in
	Econ 1 A model of transition from excessive consumption to sustainability.	
	Econ 3 A country where economic opportunity, growth & prosperity are equitably shared & living standards improve continuously for all.	
	Econ 4 A nation fairly raising and sharing its wealth.	
	Econ 5 A strong regulator of fairness in markets	

Targets, Indicators & Strategies for the success of Our Economy

Economy 2 – Employment planning & industry transition

Targets, Indicators & Strategies for successful performance	In the Directions of becoming ...	Baseline data
2. utilising anticipated savings from the elimination of fossil fuel subsidies under Env02.03 , establish an emergency \$5 billion restoration fund over two years to restore employment of higher education (university) teaching staff and associated essential ancillary staff and facilities to pre-Covid levels, with the emergency fund being in addition to the floor expenditure and expansion proposals for the fuller tertiary education sector (university, technical and vocational) under Soc05.01 .	creating confidence for investors.	the following years, leaving the sector net worse off by more than \$4.2 billion compared to pre-Covid-19 funding arrangements. By 2023/24, the university sector budget will be 6.1% lower than it was in 2019/20. Source: Universities Australia Media Release 3 February 2021 and Federal Budget Papers for 2019/20 and 2020/21.
	Econ 6 An economy with competitive & profitable public participation.	
	Econ 7 A collaborative intelligent nation.	
	Econ 8 Enabled in meeting the communication & information demands of the future.	

Note: Baseline data, Targets, Indicators and Strategies in this section will expand in future issues of **Australia Together**, based on availability of data and on the input of Australians.

Economy 3 – Equitable improvement in living standards

Targets, Indicators & Strategies for the success of Our Economy		
Economy 3 – Equitable improvement in living standards		
Targets, Indicators & Strategies for successful performance	In the Directions of becoming ...	Baseline data
Income & wealth inequality Econ03.01 The Gini coefficient for equivalised disposable household income moves on progressively from the baseline towards zero.	Econ 3 A country where economic opportunity, growth & prosperity are equitably shared & living standards improve continuously for all.	In 2017/18, the Gini coefficient for equivalised disposable household income was 0.328. Compared to 2003/04 when the coefficient was 0.306, income inequality has worsened. Source: ABS 6523.0 - Household Income & Wealth
	Soc 3 Inclusive, welcoming & enabling.	
	Soc 6 A society of equals.	
Income & wealth inequality Econ03.01.02 The Gini coefficient for household net worth (wealth) moves on progressively from the baseline towards zero.	Econ 3 A country where economic opportunity, growth & prosperity are equitably shared & living standards improve continuously for all.	In 2017/18, the Gini coefficient for household net worth (wealth) was 0.621. Compared to 2003/04 when the coefficient was 0.573, wealth inequality has worsened. Source: ABS 6523.0 - Household Income & Wealth
	Soc 3 Inclusive, welcoming & enabling.	
	Soc 6 A society of equals.	
Distribution of growth in income & wealth Econ03.02 The net worth of the lowest income households (the bottom 20%) rises continuously and at least in proportion to any rise for the top 20% of households.	Econ 3 A country where economic opportunity, growth & prosperity are equitably shared & living standards improve continuously for all.	Between 2013/14 and 2017/18 the net worth of the lowest 20% of households dropped by 7% while the net worth of the top 20% of households rose by 20%. Source: ABS 6523.0 – Household Income and Wealth
	Soc 3 Inclusive, welcoming & enabling.	
	Soc 6 A society of equals.	
	Soc 11 A land without child disadvantage.	
Distribution of growth in income & wealth Econ03.02.01 The annualised percentage of growth in wages and for company profits is the same or similar – approaching a ratio of 1:1 (assessed as a 3-year rolling average).	Econ 2 A model of employment planning & justice in industry transition.	Between 2016 and 2019 wages rose by 9.5% and company profits rose by 49%. The ratio was 0.193:1. Inequality in shares of the nation's profits increased substantially between 2016 and 2019. ABS 5676.0, Tables 11 & 17
	Econ 3 A country where economic opportunity, growth & prosperity are equitably shared & living standards improve continuously for all.	
	Econ 4 A nation fairly raising and sharing its wealth.	
Distribution of growth in income & wealth Econ03.02.02 Real household disposable income per capita rises consistent with the strongest historical trends (equivalent to the average growth of 2.8% per	Econ 3 A country where economic opportunity, growth & prosperity are equitably shared & living standards improve continuously for all.	Real household disposable income per capita fell in a trend from \$12,440 in March 2014 to \$12,168 in March 2019, an average negative growth of -0.4% per annum. Source: ABS 5206.0 & 6401.0
	Econ 1 A model of transition from excessive	

Targets, Indicators & Strategies for the success of Our Economy

Economy 3 – Equitable improvement in living standards

Targets, Indicators & Strategies for successful performance	In the Directions of becoming ...		Baseline data
annum from March 1999 to March 2008).		consumption to sustainability.	
	Econ 4	A nation fairly raising and sharing its wealth.	
Distribution of growth in income & wealth Econ03.02.03 Growth in total hourly rates of pay (excluding bonuses) equals or exceeds the average growth in GDP per annum over the same rolling 3-year periods.	Econ 3	A country where economic opportunity, growth & prosperity are equitably shared & living standards improve continuously for all.	Between 1999 and 2014, growth in GDP averaged 3.1% while growth in hourly rates of pay averaged 3.5%. Between 2015 and 2019, growth in GDP averaged 2.4% while growth in hourly rates of pay averaged only 2.1%. Source: ABS 5206.0, Table 1 & 6345.0, Table 1
	Econ 1	A model of transition from excessive consumption to sustainability.	
	Econ 4	A nation fairly raising and sharing its wealth.	
Distribution of growth in income & wealth Econ03.02.04 By 2030, average weekly earnings for welfare workers (includes residential care services, pre-school education and childcare and other social assistance services) grow at annual rates that are at least twice the rate of growth in the average weekly earnings for all Australians. *Consistent with UNSDG, Goal 5: "Achieve gender equality and empower all women and girls" & Goal 10: "Reduce inequality within and among countries", especially Target 10.1: "By 2030, progressively achieve and sustain income growth of the bottom 40 per cent of the population at a rate higher than the national average."	Econ 3	A country where economic opportunity, growth & prosperity are equitably shared & living standards improve continuously for all.	In 2018, the average weekly earnings of welfare workers were \$840, compared with \$1,106 for workers in similar occupations in other industries. Source: AIHW, "Australia's Welfare 2019, in brief" The average weekly earnings for Australians in November 2018 were \$1,606. Source: ABS 6302.0, Average Weekly Earnings Australia, November 2019, Table 1
	Econ 2	A model of employment planning & justice in industry transition.	
	Soc 5	A model of educational opportunity.	
	Soc 6	A society of equals.	
	Soc 8	A success because of gender equality.	
	Soc 10	A place of supportive familial & other connections & without domestic abuse.	
	Soc 11	A land without child disadvantage.	
	Soc 12	A sure provider of lifelong dignity.	
Elimination of poverty Econ03.03 The proportion of Australians living in poverty declines continuously and is halved by 2030 compared to the baseline year (2018). Econ03.03.01 The proportion of children under the age of 15 living in poverty declines continuously and reaches zero by 2030. Econ03.03.02	Econ 4	A nation fairly raising and sharing its wealth.	In 2018, 13.2% of Australians (more than one in eight) were living below the poverty line (defined as 50% of the median household disposable income) after taking into account housing costs.
	Econ 3	A country where economic opportunity, growth & prosperity are equitably shared & living standards improve continuously for all.	
	Soc 3	Inclusive, welcoming & enabling.	In 2018, 17.3% of children aged under 15 (more than one in six or 739,000) and 13.9% (410,000) of young people
	Soc 4	A place of optimal health and wellbeing.	
	Soc 6	A society of equals.	

Targets, Indicators & Strategies for the success of Our Economy

Economy 3 – Equitable improvement in living standards

Targets, Indicators & Strategies for successful performance	In the Directions of becoming ...	Baseline data
<p>The proportion of young people between the ages of 15 and 24 living in poverty declines continuously and reaches zero by 2030.</p> <p>*Consistent with UNSDG, Goal 1: “End poverty in all its forms everywhere”, Target 1.2: “By 2030, reduce at least by half the proportion of men, women and children of all ages living in poverty in all its dimensions according to national definitions.”</p>	Soc 9	A land without homelessness and with decent affordable housing for all.
	Soc 10	A place of supportive familial & other connections & without domestic abuse.
	Soc 11	A land without child disadvantage.
	Soc 12	A sure provider of lifelong dignity.
<p>Elimination of hunger Econ03.04</p> <p>The incidence of food insecurity and hunger declines continuously, ends by 2030, and does not re-emerge.</p> <p>*Consistent with UNSDG¹⁶, Goal 2: “End hunger, achieve food security and improved nutrition and promote sustainable agriculture”, Target 2.1: “By 2030, end hunger and ensure access by all people, in particular the poor and people in vulnerable situations, including infants, to safe, nutritious and sufficient food all year round.”</p>	Econ 4	A nation fairly raising and sharing its wealth.
	Econ 3	A country where economic opportunity, growth & prosperity are equitably shared & living standards improve continuously for all.
	Soc 3	Inclusive, welcoming & enabling.
	Soc 4	A place of optimal health and wellbeing.
	Soc 6	A society of equals.
	Soc 8	A land without homelessness and with decent affordable housing for all.
	Soc 10	A place of supportive familial & other connections & without domestic abuse.
	Soc 11	A land without child disadvantage.
	Soc 12	A sure provider of lifelong dignity.
<p>Indebtedness – households Econ03.05</p> <p>The percentage of households experiencing over-indebtedness is continuously decreasing.</p>	Econ 3	<p>A country where economic opportunity, growth & prosperity are equitably shared & living standards improve continuously for all.</p> <p>In 2015/16, 29% of households were classified as over-indebted. Compared to 2003/04 when 21% of households were over-indebted the measure has substantially worsened. Source: ABS 6523.0, Household Income and Wealth, Australia 2015-16</p>

¹⁶ *Consistent with UNSDG – Indicates where targets/indicators have been selected consistent with commitments already made by Australia to the United Nations Sustainable Development Goals 2015-2030. It does not necessarily mean the selected target or indicator has been included in *Australia Together* in a form agreed by the Australian Government. For example, in relation to its commitment to “end poverty in all its forms everywhere”, Australia has not selected indicators which will enable it to report on poverty growth in total and has chosen not to select a definition of poverty. Instead the government has chosen indicators such as duration of poverty. For information on the Australian Government’s process of data collection for UNSDGs, visit <https://www.sdgdata.gov.au/reporting-status>

Targets, Indicators & Strategies for the success of Our Economy

Economy 3 – Equitable improvement in living standards

Targets, Indicators & Strategies for successful performance	In the Directions of becoming ...	Baseline data
<p>Perceptions of economic opportunity Econ03.06</p> <p>By 2030, the proportion of Australians disagreeing that Australia is a land of economic opportunity where hard work is rewarded is below 16%.</p>	<p>Econ 3</p> <p>A country where economic opportunity, growth & prosperity are equitably shared & living standards improve continuously for all.</p>	<p>In 2017, 21% of Australians disagreed that Australia was a land of economic opportunity where hard work is rewarded, up from 16% in 2007.</p> <p>Source: Scanlon Foundation Mapping Social Cohesion 2019</p>
	<p>Econ 2</p> <p>A model of employment planning & justice in industry transition.</p>	
	<p>Soc 5</p> <p>A model of educational opportunity.</p>	
	<p>Soc 6</p> <p>A society of equals.</p>	
	<p>Soc 8</p> <p>A success because of gender equality.</p>	
<p>Perceptions of quality of life Econ03.07</p> <p>The proportion of Australians who agree their lives will improve does not decline.</p> <p>Econ03.07.01</p> <p>The proportion of Australians who expect life quality to be worse does not rise.</p> <p>Econ03.07.02</p> <p>The proportion of Australians who are satisfied or very satisfied with their financial situation does not decline from the baseline.</p>	<p>Econ 3</p> <p>A country where economic opportunity, growth & prosperity are equitably shared & living standards improve continuously for all.</p>	<p>In 2017, 18% of Australians thought their lives would be much improved in 3 or 4 years, down from 24% in 2007.</p> <p>And in 2017, 19% of Australians expected that their lives would be worse in 3 or 4 years, up from 11% in 2007.</p>
	<p>Soc 4</p> <p>A place of optimal health and wellbeing.</p>	<p>In 2019, 69% of Australians were satisfied or very satisfied with their financial situation, down from 74% in 2007.</p> <p>Source: Scanlon Foundation Mapping Social Cohesion 2019</p>

Note: Baseline data, Targets, Indicators and Strategies in this section will expand in future issues of *Australia Together*, based on availability of data and on the input of Australians.

Economy 4 – National wealth generation & sharing

Targets, Indicators & Strategies for the success of Our Economy			
Economy 4 – National wealth generation and sharing			
Targets, Indicators & Strategies for successful performance	In the Directions of becoming ...		Baseline data
<p>Provisions for welfare Econ04.01</p> <p>In any federal budget, projected expenditure on welfare is not set to decline, either as a proportion of tax revenue or of GDP, at any time during the ensuing decade.</p> <p><small>*Consistent with UNSDG, Goal 1: “End poverty in all its forms everywhere”.</small></p>	Econ 4	A nation fairly raising and sharing its wealth.	<p>In the federal budget of 2019/20, expenditure on the following welfare related program areas was set to decline as a proportion of GDP over the decade to 2029/30:</p> <ul style="list-style-type: none"> • Job seeker support income, • Disability support pension, • Veterans’ support, • Family tax benefit, • Pharmaceutical benefit. <p>Source: Parliamentary Budget Office, “2019-20 Medium Term Fiscal Projections”</p> <p>In 2017/18, the ratio of welfare expenditure to tax revenue was 0.3212:1 (or 32%) and the ratio of welfare expenditure to GDP was 0.0869:1 (or 8.7%). Source: AIHW, Welfare Snapshots 2019</p> <p>Between 2014/16 and 2017/18, while Australia’s economy was deteriorating, welfare expenditure as a proportion of GDP dropped from 9.4% to 8.7%. Source: AIHW, Welfare Snapshots 2019</p>
	Econ 3	A country where economic opportunity, growth & prosperity are equitably shared & living standards improve continuously for all.	
	Soc 3	Inclusive, welcoming & enabling.	
	Soc 4	A place of optimal health and wellbeing.	
	Soc 6	A society of equals.	
	Soc 9	A land without homelessness and with decent affordable housing for all.	
	Soc 10	A place of supportive familial & other connections & without domestic abuse.	
	Soc 11	A land without child disadvantage.	
<p>Provisions for welfare Jobseeker payment Econ04.01.01</p> <p>By 2022, restore the JobSeeker payment to the level applied during Covid-19 – effectively double the payments as at April 2021 – and restore indexation of the payment under legislation.</p> <p><small>*Consistent with UNSDG, Goal 1: “End poverty in all its forms everywhere”.</small></p>	Econ 4	A nation fairly raising and sharing its wealth.	<p>In April 2021 the JobSeeker payment was reduced to near pre-Covid-19 levels which saw recipients once again confined to income of almost 40% below the poverty line:</p> <ul style="list-style-type: none"> • Single, no children = \$620.80, • Single, with child or children = \$667.50, • Single, 60 or older, after 9 continuous months on payment = \$667.50, • Partnered = \$565.40, • Single principal carer granted an exemption from mutual obligation requirements for any of the following: foster
	Econ 2	A model of employment planning & justice in industry transition.	
	Econ 3	A country where economic opportunity, growth & prosperity are equitably shared & living standards improve continuously for all.	
	Soc 1	A safe home.	
	Soc 3	Inclusive, welcoming & enabling.	
	Soc 4	A place of optimal health and wellbeing.	
	Soc 6	A society of equals.	
	Soc 9	A land without homelessness and with	

Targets, Indicators & Strategies for the success of Our Economy

Economy 4 – National wealth generation and sharing

Targets, Indicators & Strategies for successful performance	In the Directions of becoming ...		Baseline data
		decent affordable housing for all.	caring, non-parent relative caring under a court order, home schooling, distance education, large family = \$850.20.
	Soc 10	A place of supportive familial & other connections & without domestic abuse.	
	Soc 11	A land without child disadvantage.	
Accord on wealth, welfare and wellbeing Top Priority Target/Strategy: Establishment of an accord on wealth, welfare and wellbeing Econ04.02 By 2022, the federal government convenes a process of joint development with community delegates of a draft policy of commitment to the welfare of all Australians that is designed to protect and promote the economic and social wellbeing of all citizens by adherence to principles of: <ul style="list-style-type: none"> • equality of opportunity, • fair sharing of the burden of raising national wealth, and • equitable distribution of national wealth and public responsibility for those unable to avail themselves of the minimum provisions for a dignified life. By 2023, nation-wide community engagement on the commitment is to be completed. By 2024, a legislative and policy review is to be undertaken to give effect and security to any expressed mutual obligations.	Econ 4	A nation fairly raising and sharing its wealth.	In 2020, Australians had no guarantee of mutual obligations to each other and they were facing the risk of removal of most or even all aspects of their welfare safety net and opportunity for education. The universality of health care was also under threat, particularly in aged care and Australians had no principles in place to guide fair sharing of national wealth for the wellbeing of all Australians. Before any further erosion of benefits and access to social support, and in anticipation of transitional issues associated with robotization and artificial intelligence, a joint statement of mutual commitment within a social safety net is advisable for purposes social cohesion, inclusion, fuller development of our human capital and ongoing national economic prosperity.
	Econ 3	A country where economic opportunity, growth & prosperity are equitably shared & living standards improve continuously for all.	
	Soc 3	Inclusive, welcoming & enabling.	
	Soc 4	A place of optimal health and wellbeing.	
	Soc 6	A society of equals.	
	Soc 9	A land without homelessness and with decent affordable housing for all.	
	Soc 10	A place of supportive familial & other connections & without domestic abuse.	
	Soc 11	A land without child disadvantage.	
	Soc 12	A sure provider of lifelong dignity.	
Accord on wealth, welfare and wellbeing Top Priority Target/Strategy: Revocation of policies restricting government sector participation in Australia's economy Econ04.02.01	Econ 4	A nation fairly raising and sharing its wealth.	In 2020, the Australian government operated on a policy of capping the total tax raised to 23.9% of GDP and set budget arbitrarily to restrain growth in taxation revenues which had the effect of: <ul style="list-style-type: none"> • reducing funds available to taxpayers for services
	Econ 2	A model of employment planning & justice in industry transition.	
	Econ 3	A country where economic opportunity, growth & prosperity are equitably shared & living	

Targets, Indicators & Strategies for the success of Our Economy

Economy 4 – National wealth generation and sharing

Targets, Indicators & Strategies for successful performance	In the Directions of becoming ...		Baseline data
<p>By 2023, consistent with establishment of an accord on wealth, welfare and wellbeing under Econ04.02, legislate to revoke any policy which restricts government sector participation in the national economy. As a minimum, and in support of Econ02.04.01, this should include:</p> <ul style="list-style-type: none"> • revocation of policies imposing a tax-to-GDP cap; • abolition of the public sector efficiency dividend (annual funding cuts for the public service); • establishment of a floor increase in public sector funding in annual federal budgets designed to stimulate sustainable economic growth as per Econ01.05; and • reversal of the tax cuts legislated in 2018 and 2019, consistent with Econ04.05. 		standards improve continuously for all.	<p>which are important to them,</p> <ul style="list-style-type: none"> • unnecessarily constraining and even reducing employment opportunities for Australians in the public sector, • reducing the shares of national wealth that may be returned to Australians, • reducing total size of Australia's economy, and • reducing GDP growth. <p>Source: Parliamentary Budget Office, 2019-20 Medium Term Fiscal Projections</p>
	Econ 6	An economy with competitive & profitable public participation.	
	Soc 4	A place of optimal health and wellbeing.	
	Soc 5	A model of educational opportunity	
	Soc 6	A society of equals.	
	Soc 9	A land without homelessness and with decent affordable housing for all.	
	Soc 10	A place of supportive familial & other connections & without domestic abuse.	
	Soc 11	A land without child disadvantage.	
<p>Accord on wealth, welfare and wellbeing</p> <p>Top Priority Target/Strategy: Community engagement on national budget priorities Econ04.02.02</p> <p>By 2023, consistent with establishment of an accord on wealth, welfare and wellbeing under Econ04.02:</p> <ol style="list-style-type: none"> 1. establish a structure for determination of priority federal budget expenditure allocations capable of ensuring that national wealth is spent by Australians on services which are the highest priority for them; 2. legislate to make open community engagement 	Soc 12	A sure provider of lifelong dignity.	
	Soc 16	A society prepared and resilient in times of disaster.	
	Econ 4	A nation fairly raising and sharing its wealth.	<p>In its 2019/20 budget, the federal government – without community engagement and without any justification based on taxpayer preferences – structured the following changes in budgeted expenditures (as a percent of GDP) by 2030:</p> <ul style="list-style-type: none"> • NDIS – increase by 0.4%, • Defence – increase by 0.3%, • Aged care – increase by 0.2%, • Medicare & childcare – increase by 0.1%, • Public hospitals, government superannuation, career income support, fuel tax credit scheme, schools, aged pension, private
	Econ 3	A country where economic opportunity, growth & prosperity are equitably shared & living standards improve continuously for all.	
	Econ 6	An economy with competitive & profitable public participation.	
	Soc 4	A place of optimal health and wellbeing.	
	Soc 5	A model of educational opportunity	
	Soc 6	A society of equals.	
	Soc 9	A land without homelessness and with decent affordable housing for all.	

Targets, Indicators & Strategies for the success of Our Economy

Economy 4 – National wealth generation and sharing

Targets, Indicators & Strategies for successful performance	In the Directions of becoming ...		Baseline data
<p>obligatory for determination of national spending priorities; and</p> <p>3. legislate to make it mandatory that government justify priorities for spending on the basis of the results of community engagement in 2 above.</p>	Soc 10	A place of supportive familial & other connections & without domestic abuse.	<p>health insurance rebate, parenting payments – no increase (0.0%),</p> <ul style="list-style-type: none"> Official development assistance, Jobseeker, road and rail infrastructure, commonwealth grants – reduction of 0.1%, Disability support pension, veterans support, family tax benefit, pharmaceutical benefits – reduction of 0.2%. <p>Source: Parliamentary Budget Office, 2019-20 Medium Term Fiscal Projections</p>
	Soc 11	A land without child disadvantage.	
	Soc 12	A sure provider of lifelong dignity.	
	Soc 16	A society prepared and resilient in times of disaster.	
	Gov 1	A proactive participatory democracy.	
	Gov 5	Open, transparent & accountable in its governments & institutions.	
	Gov 6	A world benchmark in leaders' conduct.	
	Gov 7	Committed to public service independence & excellence.	
	Gov 8	Protected from undue sectional influence in elections.	
<p>Accord on wealth, welfare and wellbeing</p> <p>Top Priority Target/Strategy: Community Australia Bank Econ04.02.03</p> <p>By 2023, recognising that growth in GDP will be dependent on expansion of the services base within the economy, and in association with the creation of the publicly owned, government administered financial corporation/bank under Econ06.01, (which is for investment in ownership of new government commercial trading enterprises), establish a 100% publicly owned (government administered) Community</p>	Econ 4	A nation fairly raising and sharing its wealth.	<p>Between 1991 and 1996 the Australian government fully privatised the Commonwealth Bank. Between 1994 and 2000 the Bank of New South Wales was also privatised. Sale of these assets has not resulted in cheaper or more reliable services for Australians.</p> <p>Withdrawal by the government sector from operation of profitable enterprises has resulted in Australia's economy being smaller and/or less competitive than it might otherwise be and smaller shares of return on investment for taxpayers. Nor is the banking system in 2021 structured to finance direct investment in</p>
	Econ 1	A model of transition from excessive consumption to sustainability.	
	Econ 2	A model of employment planning & justice in industry transition.	
	Econ 3	A country where economic opportunity, growth & prosperity are equitably shared & living standards improve continuously for all.	
	Econ 6	An economy with competitive & profitable public participation.	
	Soc 3	Inclusive, welcoming & enabling.	

Targets, Indicators & Strategies for the success of Our Economy

Economy 4 – National wealth generation and sharing

Economy 4 – National wealth generation and sharing				
Targets, Indicators & Strategies for successful performance	In the Directions of becoming ...		Baseline data	
Australia Bank to support delivery of the workforce plan in Econ02.04.01 for expansion of government-owned services in health, welfare, education, housing, conservation and land care, renewable energy, buildings efficiency and transport – and any associated infrastructure which will generate economic growth.	Soc	4	A place of optimal health and wellbeing.	publicly owned services and infrastructure that will provide returns to working Australians without profits being syphoned off to shareholders and private owners.
	Soc	5	A model of educational opportunity.	
	Soc	6	A society of equals.	
	Soc	9	A land without homelessness and with decent affordable housing for all	In 2021, industry super funds provide an avenue for returns to Australians from investment in commercial sector and public sector projects and infrastructure. However a publicly owned bank established for the purpose of taking deposits and issuing bonds will complement the supply of funds for services owned and operated by Australians and significantly increase returns direct to all Australians both individual and in the wider economy. Source: Australian Community Futures Planning, The State of Australia in 2020, Episode 5.
	Soc	10	A place of supportive familial & other connections & without domestic abuse	
	Soc	11	A land without child disadvantage	
	Soc	12	A sure provider of lifelong dignity	
	Env	2	A net zero emissions nation.	
	Env	6	A renewable energy superpower.	
	Env	7	Efficiently connected through low emissions transport.	
	Env	8	Environmentally and economically sustainable in agriculture.	
	Env	9	Confident of safety and security of its water supplies.	
	Env	10	A biodiversity haven.	
	Env	11	A replanted and reforested land.	
	Env	12	A protector of scarce resources.	
	Env	13	A provider of accessible national & urban parkland.	
	Env	18	Multi-central in its cities, efficiently connecting people with jobs, health, education and recreation.	
	Env	19	A land of thriving self-supporting regions.	

Targets, Indicators & Strategies for the success of Our Economy

Economy 4 – National wealth generation and sharing

Targets, Indicators & Strategies for successful performance	In the Directions of becoming ...	Baseline data
<p>Fair & progressive taxation</p> <p>Top Priority Target/Strategy: Restoration of a fair and progressive taxation system Econ04.03</p> <p>Australia's taxation system is increasingly progressive and regressive income tax measures legislated since 2018 are reversed or suspended until an accord is agreed on wealth, welfare and wellbeing.</p>	<p>Econ 4 A nation fairly raising and sharing its wealth.</p>	<p>In 2018 and 2019, the Australian government legislated tax cuts which increased regression in the tax system via tax bracket changes in which people earning less than \$58,000 will see a significant <i>rise</i> in their average tax over the decade to 2030 and people earning above \$90,000 will actually see a <i>drop</i> in their average tax.</p>
	<p>Econ 3 A country where economic opportunity, growth & prosperity are equitably shared & living standards improve continuously for all.</p>	<p>In addition, the tax cuts will remove a total of \$302 billion from the tax revenue that would otherwise have been put aside for services over the decade to 2029. This is the equivalent of deleting the entirety of what Australians budgeted to spend on their own social security, welfare, health and education in 2019/20. The tax cuts are unsustainable unless they are funded by deletion of services equivalent to a full year of funding for pensions, Medicare the family tax benefit, disability support pension, pharmaceutical benefits, carer income support and the federal government's contribution to schools and higher education.</p>
	<p>Soc 6 A society of equals.</p>	<p>Source: Parliamentary Budget Office, 2019-20 Medium Term Fiscal Projections</p>
<p>Corporate taxation Econ04.04</p> <p>Between 2021 and 2035, ensure that the corporate tax rate for businesses with a turnover of more than \$50 million does not drop below 30%.</p> <p>By 2023, legislate to mandate the development by the Australian Taxation Office of biennial rolling plans for and performance reports on closure of all corporate tax loopholes as they arise particularly from off-</p>	<p>Econ 4 A nation fairly raising and sharing its wealth.</p>	<p>In 2017, 81% of Australians supported "closing corporate tax loopholes" and 66% supported "raising the corporate tax rate [which in 2017 was 30% and for small businesses was being lowered to 25%]".</p> <p>Source: Centre for Policy Development Study, "What Do Australians Want? Active and Effective Government Fit for the Ages", December 2017.</p> <p>In 2019, the Business Council of Australia called for a lower</p>
	<p>Econ 1 A model of transition from excessive consumption to sustainability.</p>	
	<p>Econ 2 A model of employment planning & justice in industry transition.</p>	
	<p>Econ 3 A country where economic opportunity, growth & prosperity are equitably shared & living standards improve continuously for all.</p>	

Targets, Indicators & Strategies for the success of Our Economy

Economy 4 – National wealth generation and sharing

Targets, Indicators & Strategies for successful performance	In the Directions of becoming ...		Baseline data
shoring and other means of accounting that artificially reduce taxable income or permit reduction of tax on income earned in Australia.	Econ 5	A strong regulator of fairness in markets creating confidence for investors.	the rate of company tax (in stages) from 30 per cent to 25 per cent for all companies while saying that “robust integrity measures are a key complement to more competitive company tax arrangements.” Source: Business Council of Australia, A Plan for a Stronger Australia, 2019
	Soc 6	A society of equals.	
	Gov 9	A nation outlawing corporate greed & encouraging private sector ethics & community partnership.	
Royalties – Mining exports Econ04.05 By 2023, legislate to mandate uniform royalties for all states and territories on mining exports across Australia and stipulate a minimum of 20% in any year. (Note that had this rate been applied in 2018/19, Australians would have earned a total of \$45.4 billion, almost \$31 billion more than they did and the mining sector would still have retained over \$100 billion in gross operating profits for the year.)	Econ 4	A nation fairly raising and sharing its wealth.	In 2018/19, the mining industry make up 1% of exporters but 61% of the total value of Australia’s exports (\$227 billion). Gross operating profits for the mining sector in 2018/19 were \$151.7 billion. In 2018/19, Deloitte Access Economics estimated that the Australian minerals sector paid \$14.6 billion in royalties which equals 6% of the value of exports. However some states earned much more in royalties as a proportion of their exports than others. In 2019/20 Queensland’s royalties rose to 15% of export value. Source: ABS 5368.0.55.006, Characteristics of Australian Exporters 2020 and ABS 5676.0; Deloitte Access Economics, Estimates of Royalties and Company Tax Paid by the Minerals Sector, 2021; and Callum Foote, MW Media, 2 June 2021
	Econ 1	A model of transition from excessive consumption to sustainability.	
	Econ 3	A country where economic opportunity, growth & prosperity are equitably shared & living standards improve continuously for all.	
	Econ 5	A strong regulator of fairness in markets creating confidence for investors.	
	Econ 6	An economy with competitive & profitable public participation.	
	Gov 9	A nation outlawing corporate greed & encouraging private sector ethics & community partnership.	
	Soc 1	A safe home.	
	Soc 4	A place of optimal health and wellbeing.	
	Soc 5	A model of educational opportunity.	
	Soc 6	A society of equals.	
	Soc 9	A land without homelessness and with decent affordable housing for all.	
	Soc 10	A place of supportive familial & other connections & without domestic abuse.	
	Soc 11	A land without child disadvantage.	
	Soc 12	A sure provider of lifelong dignity.	

Targets, Indicators & Strategies for the success of Our Economy

Economy 4 – National wealth generation and sharing

Targets, Indicators & Strategies for successful performance	In the Directions of becoming ...	Baseline data
	Soc 16 A society prepared and resilient in times of disaster.	
	Env 12 A protector of scarce resources.	
	Env 19 A land of thriving self-supporting regions.	

Economy 5 – Market regulation & competition policy

Targets, Indicators & Strategies for the success of Our Economy		
Economy 5 – Market regulation & competition policy		
Targets, Indicators & Strategies for successful performance	In the Directions of becoming ...	Baseline data
<p>Top Priority Target/Strategy: National Competition Policy review Econ05.01 By 2024, establish an independent review of the benefits and failures of 30 years of National Competition Policy with terms of reference which place equitable and affordable access by consumers to services at the top of the list of objective measures of performance of the Policy (recognising that the Policy gives priority to businesses over consumers).</p> <p>By 2025, subject to the findings of the above review, revise National Competition Policy to any extent necessary to fairly adjust the negative impact of both the Hilmer and Harper recommendations (recognising that the focus of both is on artificially advantaging the private sector to help it compete rather than on maximising returns to taxpayers on their investments in services and minimising the price they then pay for those services when they use them).</p>	Econ 5 A strong regulator of fairness in markets creating confidence for investors.	<p>In 1995, pursuant to the “Hilmer Report”¹⁷, the federal government passed the Competition Policy Reform Act, adopted a “Competition Principles Agreement” and established the Australian Competition and Consumer Commission (ACCC).¹⁸</p> <p>The intent of the reforms was to promote efficiency in service delivery but the inevitable outcome was price rises for consumers of services where large GTE’s are competing with the private sector.¹⁹</p> <p>In 2015, a Competition Policy Review (the “Harper Report”) recommended the policy be widened beyond GTEs to “encompass the provision of government services more generally”²⁰, including not-for-profit human services.</p> <p>The government adopted the majority of Harper Report recommendations, paving the way for easier access by private companies to provide core services in education, health and social services, regardless of whether this</p>
	Econ 1 A model of transition from excessive consumption to sustainability.	
	Econ 2 A model of employment planning & justice in industry transition.	
	Econ 3 A country where economic opportunity, growth & prosperity are equitably shared & living standards improve continuously for all.	
	Econ 4 A nation fairly raising and sharing its wealth.	
	Econ 6 An economy with competitive & profitable public participation.	
	Econ 9 Productive and prosperous through fair trade agreements.	
	Soc 3 Inclusive, welcoming and enabling.	
	Soc 4 A place of optimal health and wellbeing.	
	Soc 5 A model of educational opportunity.	
	Soc 6 A society of equals.	
	Soc 10 A place of supportive familial & other	

¹⁷ For a history of Competition Policy in Australia, see Parliament of Australia, Australia’s National Competition Policy at https://www.aph.gov.au/About_Parliament/Parliamentary_Departments/Parliamentary_Library/Publications_Archive/archive/ncpebrief

¹⁸ The objective of the reforms was to: prevent anti-competitive conduct by any business, government or private; introduce competitive neutrality principles restricting governments from gaining business advantages (in business of a certain size) merely by being government owned (and eg., by not having to pay tax); prevent mergers and acquisitions that are contrary to the public interest; and provide access to monopoly infrastructure on fair and equitable terms.

¹⁹ See Competition Policy Review Final Report March 2015 (the Harper Report), page 255: “The [competitive neutrality principles in national competition] policies require government business activities to charge prices that fully reflect costs and to compete on the same footing as private sector businesses in terms of taxation, debt, regulation and earning a commercial rate of return.” The implicit assumption was that fair price competition between public and private sector would result in price advantages for the consumer but the principle actually made price rises inevitable for consumers of services where large GTE’s are competing with the private sector. https://treasury.gov.au/sites/default/files/2019-03/Competition-policy-review-report_online.pdf

²⁰ Ibid., page 31.

Targets, Indicators & Strategies for the success of Our Economy

Economy 5 – Market regulation & competition policy

Targets, Indicators & Strategies for successful performance	In the Directions of becoming ...	Baseline data
	connections & without domestic abuse.	would lead to cheaper or better services for Australians. Source: Parliament of Australia, Australia's National Competition Policy webpage, Competition Policy Review Final Report March 2015 (the Harper Report)
	Soc 11 A land without child disadvantage.	
	Soc 12 A sure provider of lifelong dignity.	
	Gov 7 Committed to public service independence & excellence.	
	Gov 9 A nation outlawing corporate greed & encouraging private sector ethics & community partnership.	
Ethical regulation of carbon credits markets Econ05.02 By 2023, recognising that in order to facilitate Australia's entry into international carbon credits trading and markets (in line with initiatives under Env11.01 and Econ01.07) Australia will need to establish a reputation as a producer of genuine carbon credits, ensure that the Australian Clean Energy Regulator: <ul style="list-style-type: none"> maintains its reputation as a credible agency for certifying carbon credits, is sufficiently funded to maintain its capacity for development of credible, low cost methodologies for certification of credits (including low cost methods for measuring carbon in the landscape), and is enabled to exercise its leadership role in international trade negotiations and market structure adjustments. 	Econ 5 A strong regulator of fairness in markets creating confidence for investors.	During the period of carbon pricing in Australia (2012 to 2014), a Clean Energy Regulator was established which among other things developed an international reputation for defining acceptable approaches to carbon sequestration which could be used to produce genuine, accredited carbon credit units (Australian Carbon Credit Units – ACCUs). The Australian Clean Energy Regulator survived the demise of the carbon price and has retained some status as a credible regulator. In 2021, this made the Australian Clean Energy Regulator a “valuable asset” in emerging markets for carbon and in establishing a foothold for Australian businesses in international carbon credits trade. Source: Professor Ross Garnaut, Reset: Restoring Australia After the Pandemic Recession, 2021
	Econ 9 Productive and prosperous through fair trade agreements.	
	Env 1 A leading global advocate for action on climate change.	
	Env 2 A net zero emissions nation.	
	Env 4 A nation that puts the environment before unsustainable consumption.	
	Env 6 A renewable energy superpower.	
	Env 11 A replanted and reforested land.	
	Env 14 A pollution free biosphere.	
	Env 19 A land of thriving self-supporting regions.	
	Gov 7 Committed to public service independence & excellence.	
	Gov 9 A nation outlawing corporate greed & encouraging private sector ethics & community partnership.	
	Gov 11 A just participant on the global stage.	
Ethical certification and regulatory enforcement of plans by businesses for	Econ 5 A strong regulator of fairness in markets creating confidence for investors.	In 2021, schemes to incentivise companies to reach carbon neutrality (eg., the Emissions Reduction Fund) were limited

Targets, Indicators & Strategies for the success of Our Economy

Economy 5 – Market regulation & competition policy

Targets, Indicators & Strategies for successful performance	In the Directions of becoming ...	Baseline data
<p>achievement of net zero carbon emissions by 2033 Econ05.03</p> <p>By 2023, synchronising with initiatives under Gov09.04, which prohibit government contracts for businesses that do not have certified plans to achieve net zero emissions by 2033, ensure that the Australian Clean Energy Regulator is vested with full capacity (in staff, expertise and funding) to:</p> <ul style="list-style-type: none"> certify that the plans for achievement of net zero emissions by 2033 submitted by businesses seeking government contracts are authentic, feasible and fully financed; monitor compliance with plans of those businesses whose approved government contracts are conditional on their compliance; and advise the agency administering contracts of any non-compliance or unsuitability for renewal. 	Econ 1 A model of transition from excessive consumption to sustainability.	<p>in scope, number, structure and actual effectiveness (in terms of achieving carbon neutrality rather than just reducing emissions by small amounts). The incentives framework also:</p> <ul style="list-style-type: none"> relied on voluntary investments with very little financial assistance from government; imposed no obligation as to actual emissions that must be reduced in order to qualify for an agreed quantum of assistance; operated without the addition of support to a business case for approval of grants that would arise from imposition of a price on carbon; and operated with no complementary regulatory settings encouraging businesses to decarbonise. <p>Source: Australian Government Department of Industry, Science, Energy and Resources webpage for the Emissions Reduction Fund</p>
	Econ 3 A country where economic opportunity, growth & prosperity are equitably shared & living standards improve continuously for all.	
	Econ 4 A nation fairly raising and sharing its wealth.	
	Econ 6 An economy with competitive & profitable public participation.	
	Env 1 A leading global advocate for action on climate change.	
	Env 2 A net zero emissions nation.	
	Env 4 A nation that puts the environment before unsustainable consumption.	
	Env 6 A renewable energy superpower.	
	Env 11 A replanted and reforested land.	
	Env 14 A pollution free biosphere.	
	Env 19 A land of thriving self-supporting regions.	
	Gov 5 Open, transparent & accountable in its governments & institutions.	
	Gov 7 Committed to public service independence & excellence.	
	Gov 9 A nation outlawing corporate greed & encouraging private sector ethics & community partnership.	
	Gov 11 A just participant on the global stage.	

Note: Baseline data, Targets, Indicators and Strategies in this section will expand in future issues of **Australia Together**, based on availability of data and on the input of Australians.

Economy 6 – Government competitive business participation

Targets, Indicators & Strategies for the success of Our Economy		
Economy 6 – Government competitive business participation		
Targets, Indicators & Strategies for successful performance	In the Directions of becoming ...	Baseline data
<p>Government sector workforce plan and economic participation</p> <p>Top Priority Target/Strategy: Program for recovery of ownership and operation of government trading enterprises. Econ06.01</p> <p>By 2023, develop:</p> <ol style="list-style-type: none"> a timeline for recovery wherever possible of divested assets and operations and a policy of non-renewal of contracts for private operation of government assets as those contracts expire; and a publicly owned, government administered financial corporation/bank (aligned with the proposed Community Australia Bank under Econ04.02.03) to invest immediately and directly in ownership of new government trading enterprises, particularly in lucrative services or industries such as renewable energy, data base management, tertiary education, and any other identified service which can provide positive returns to taxpayers on their invested funds (rather than to private operators). <p>Econ06.01.01</p> <p>By 2024, publish a plan for expansion of government trading enterprises as a profitable sector of Australia's economy wholly owned by taxpayers and align this plan with:</p> <ul style="list-style-type: none"> the national plan for full employment supported by 	<p>Econ 6 An economy with competitive & profitable public participation.</p>	<p>Between 1990 and 2020 Australian federal and state governments divested ownership and/or operations of a vast array of taxpayer-owned assets including ports, airports, QANTAS, the Commonwealth Bank, toll roads, buses, electricity generation and transmission infrastructure, water treatment, a commercial health insurer, commercial laboratories, and vital data bases including land titles data bases.</p> <p>These sales transferred profits and all other forms of return on investment away from taxpayers and into the hands of a small number of private owners.</p> <p>Sale of these assets has not resulted in cheaper or more reliable services for Australians.</p> <p>Withdrawal by the government sector from operation of profitable enterprises has resulted in Australia's economy being smaller and/or less competitive than it might otherwise be and smaller shares of return on investment for taxpayers.</p> <p>Source: Australian Community Futures Planning, The State of Australia in 2020, Episode 5.</p>
	<p>Econ 1 A model of transition from excessive consumption to sustainability.</p>	
	<p>Econ 2 A model of employment planning & justice in industry transition.</p>	
	<p>Econ 3 A country where economic opportunity, growth & prosperity are equitably shared & living standards improve continuously for all.</p>	
	<p>Econ 4 A nation fairly raising and sharing its wealth.</p>	
	<p>Econ 7 A collaborative intelligent nation.</p>	
	<p>Econ 8 Enabled in meeting the communication & information demands of the future.</p>	
	<p>Soc 6 A society of equals.</p>	
	<p>Env 6 A renewable energy superpower.</p>	
	<p>Gov 7 Committed to public service independence & excellence.</p>	

Targets, Indicators & Strategies for the success of Our Economy

Economy 6 – Government competitive business participation

Targets, Indicators & Strategies for successful performance	In the Directions of becoming ...	Baseline data
<ul style="list-style-type: none"> a social wage under Econ02.04, the program of expansion of public sector direct employment under Econ02.04.01; and the accord on wealth, welfare and wellbeing under Econ04.02. 		

Note: Baseline data, Targets, Indicators and Strategies in this section will expand in future issues of **Australia Together**, based on availability of data and on the input of Australians.

Economy 7 – Science, research, innovation & collaboration

Targets, Indicators & Strategies for the success of Our Economy		
Economy 7 – Science, research, innovation & collaboration		
Targets, Indicators & Strategies for successful performance	In the Directions of becoming ...	Baseline data
Commercialisation of technologies by GTEs	Econ 7 A collaborative intelligent nation.	

Note: Baseline data, Targets, Indicators and Strategies in this section will expand in future issues of **Australia Together**, based on availability of data and on the input of Australians.

Economy 8 – Technology development & digitisation

<i>Targets, Indicators & Strategies for the success of Our Economy</i>		
<i>Economy 8 – Technology development & digitisation</i>		
<i>Targets, Indicators & Strategies for successful performance</i>	<i>In the Directions of becoming ...</i>	<i>Baseline data</i>
	Econ 8 Enabled in meeting the communication & information demands of the future.	

Note: Baseline data, Targets, Indicators and Strategies in this section will expand in future issues of ***Australia Together***, based on availability of data and on the input of Australians.

Economy 9 – International economic engagement & trade

Targets, Indicators & Strategies for the success of Our Economy		
Economy 9 – International economic engagement & trade		
Targets, Indicators & Strategies for successful performance	In the Directions of becoming ...	Baseline data
	Econ 9 Productive and prosperous through fair trade agreements.	

Note: Baseline data, Targets, Indicators and Strategies in this section will expand in future issues of **Australia Together**, based on availability of data and on the input of Australians.

Chapter 8 – Targets, Indicators & Strategies for Success in Our Governance



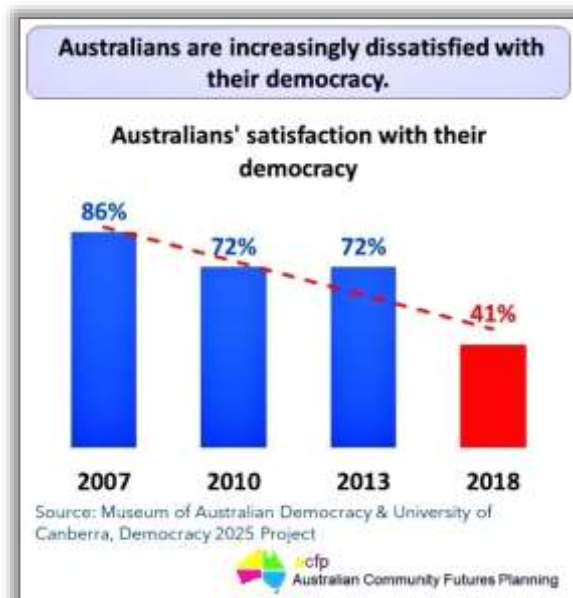
Brief context for the Targets, Indicators & Strategies for Our Governance

At the outset of the 2020s Australians are quite dissatisfied with their democracy and voter turnout at elections is dropping. Voter turnout, however, is not a great indicator of the strength of a democracy and the shares of power that individual Australians can assert. Better indicators include:

- our levels of political activism,
- freedom of expression and of access to information,
- our sense of justice and equity, and
- our perception of the ethical standards and conduct of leaders, both elected and corporate.

In 2021, Australia's democracy could be deemed healthy only on the basis of the first of these indicators. Since 2009, according to the Scanlon Index of Social Cohesion²¹, political activism within our democracy has risen each time we have perceived a drop in social justice and equity, indicating that, **among Australians, there is still a fairly healthy sense of the value of participation in democracy, including in political campaigns.**

On all the other indicators, however, particularly in perceptions of corruption, the health of Australia's democracy has declined, as can be seen in the drop in scores for public sector/government corruption in Transparency International's Corruption Perceptions Index²². Worldwide, only 22 out of 180 countries have made progress in decreasing corruption since 2012 and 137 countries have made no progress at all. **Australia is one of 21 countries that have shown significant declines in their scores on the Corruption Perceptions Index.** In fact, Australia's score declined so significantly that it is now 10 points lower than countries like New Zealand and Denmark. We used to be ranked in the "very clean" category, but that no longer applies.



²¹ See "Mapping Social Cohesion 2019, The Scanlon Foundation Surveys", <https://scanloninstitute.org.au/sites/default/files/2019-11/Mapping%20Social%20Cohesion%202019.pdf>

²² See Transparency International, Corruption Perceptions Index at <https://www.transparency.org/en/cpi/2019/index/nz> and on Wikipedia at https://en.wikipedia.org/wiki/Corruption_Perceptions_Index

After two decades of national security legislation that has had the effect of removing numerous civil, political and human rights for Australians²³ it is apparent that in the 2020s the fundamentals of Australia's democracy and governance are weak, not strong. Much of this weakness can be attributed to the fact that **our Constitution is outdated and is silent on what Australians value**. It is:

- silent on what we stand for as a nation,
- silent on the rights and even existence of First Nations, and
- silent on almost all our human rights, effectively conferring no rights on Australians other than freedom of religion.

Australia's Constitution is the product of 19th century thinking for a distant land. It is singularly ill-suited for a 21st century Australian democracy.

Being so silent, the Constitution also exposes Australians to a heightened risk of being led into wars with countries that do not threaten Australia's sovereignty and which have nothing at all to do with protecting what we genuinely value (such as the Iraq War). The combination of:

1. the Constitution's silence on national values;
2. the attenuation of rights for Australians under ever-tightening national security legislation (particularly rights to information vital to the public interest and the right to fair and open trial),
3. the rise of a poisonous discourse in government policy in favour of hawkishness and against international cooperation and humanitarian global citizenship, and
4. the failure to develop soft power through ethical diplomacy and sensible strategy

has made Australia much less secure and more exposed to economic sanctions than is necessary. It is a deadly combination and one which cannot assist Australia to deal with the geopolitical and economic shift that will surely dominate our 21st century evolution as a nation – the rise of China. For more information on Australia's unnecessary exposure to risk through the lack of a strategy on China, see [The State of Australia in 2020 Episode 4 Part 2 on Fractious International Relations](#).

Australia is unprepared for the inevitable geopolitical and economic shift that will dominate the 21st century. We have no plan for dealing with the rise of China.

Most notably in terms of weaknesses, **the Australian Constitution acknowledges and provides for "the people" but only insofar as they may elect representatives, not insofar as they might play a more influential role in a participatory democracy**. It entrenches 21st century Australians in a reactive or passive role in their own democracy rather than the proactive role that is entirely necessary for achievement of an inclusive society of equals. In providing for a 19th century style representative democracy, the Constitution severely limits the shares of power for individual Australians and the right of self-determination, the realisation of which Australia is bound to promote under Article 1 of the International Covenant on Civil and Political Rights²⁴.

In summary, Australia's Constitution does little more than transfer all power from the many to the few without specifying what such power may be used for and to what ends. **Australians have organised their democracy without providing guidance to any government about their preferred direction for our country.**

²³ For a detailed list of rights lost under various types of legislation since 2002, see [Chapter 8 of By 2050](#), Ibid.

²⁴ Australia is a signatory to the International Covenant on Civil and Political Rights, <https://www.ohchr.org/en/professionalinterest/pages/ccpr.aspx>

If Australians want to see a better report card on the state of our democracy and our faith in it in the next few years, it will be necessary to augment the more reactive and/or passive roles we have taken to date with more organised communications about what we want for the long term. **Specifically it will be necessary to organise the introduction of an extra step in our democratic process.** That extra step is open community engagement in the process of preparing a national integrated community futures plan. From there it will be necessary to monitor progress against the plan and report on movement towards or away from its Vision for the long term. For more information on this necessary extra step in democracy, view [The State of Australia in 2020, Episodes 3 and 7](#).

Australians can increase their shares of power by inserting an extra step in their democratic process.

They can develop their own national integrated long term plan, with instructions on what they want to achieve and how.

Detailed context for the Targets, Indicators & Strategies in **Our Governance** can be found in *The State of Australia in 2020* – especially Episodes 2, 3, 4 and 7.

[Click here for The State of Australia video playlist](#)



The following Targets, Indicators and Strategies for **our governance** are derived consistent with the primary objectives of building a governance system for Australia that:

- is fit for a 21st century open democracy;
- creates equal rights for all, including First Nations;
- strengthens protections against government and corporate corruption;
- builds the nation itself along the lines of clearly articulated shared values; and
- as per the **Vision for Australia Together**:
 - ensures that our democracy is assured by a well informed and engaged community,
 - assists leaders to listen to Australians, act in our best interests, and govern for all rather than a few, and
 - assists Australia to become a responsible international citizen, active in building a safer, more peaceful and united world.

With the Targets and Strategies that are crafted here consistent with those primary objectives, the overarching intention or desired outcome is that Australia will move in the following Directions:

**In our
governance
Australia will
become:**

- A proactive participatory democracy
- A nation knowing and affirming decency
- A nation with avowed rights for all
- A free, self-governing, modern nation
- Open, transparent & accountable in its governments & institutions
- A world benchmark in leaders' conduct
- Committed to public service independence & excellence
- Protected from undue sectional influence in elections
- A nation outlawing corporate greed & encouraging private sector ethics & community partnership
- A guardian of freedom & accountability in political discourse, news media & the wider information market
- A just participant on the global stage
- A nation assured of enduring peace
- A nation leading in empathy & global cohesion

Targets and Strategies will also contribute positively to multiple other Directions in **Australia Together**, as displayed.

Governance 1 – Strength of democracy

Targets, Indicators & Strategies for the success of Our Governance		
Governance 1 – Strength of democracy		
Targets, Indicators & Strategies for successful performance	In the Directions of becoming ...	Baseline data
<p>Consistency of legislative programs with the Vision for Australia Together Gov01.01</p> <p>The proportion of legislation enacted during the term of a federal parliament that is consistent with, or has no effect either way on, the Vision and Directions of <i>Australia Together</i> equals 100%.</p> <p>The proportion that is antithetical to the Vision and Directions of <i>Australia Together</i> equals zero.</p>	<p>Gov 1 A proactive participatory democracy.</p>	<p>Between 2002 and 2019 legislation was passed in the Parliament of Australia which had the effect of diminishing human rights and equality for all Australians, including by reducing:</p> <ul style="list-style-type: none"> • free speech and rights of protest, • freedom of assembly and organisation, • freedom of the press, • transparency in government, • access to government information, • equity and transparency in lobbying and electoral funding, • rights to privacy, • rights to fair trials in public, • rights in unlawful detention and search without warrants. <p>All such legislation and some other legislation weakens the strength of a democracy. As such, it is antithetical to the Vision and Directions of <i>Australia Together</i>. Source: Kelly, <i>By 2050</i></p>
	<p>Gov 3 A nation with avowed rights for all.</p>	
	<p>Gov 5 Open, transparent & accountable in its governments & institutions.</p>	
	<p>Gov 6 A world benchmark in leaders' conduct.</p>	
	<p>Soc 6 A society of equals.</p>	
	<p>Soc 15 Confident of justice for all.</p>	
<p>Satisfaction with democracy Gov01.02</p> <p>85% of Australians are satisfied with the way democracy works by 2035.</p>	<p>Gov 1 A proactive participatory democracy.</p>	<p>In 2018, 41% of Australians were satisfied with the way democracy works. Source: MOAD, Museum of Australian Democracy, Democracy 2025, "Trust and Democracy in Australia: Democratic decline and renewal", Report No. 1</p>
	<p>Gov 5 Open, transparent & accountable in its governments & institutions.</p>	
	<p>Gov 6 A world benchmark in leaders' conduct.</p>	
	<p>Gov 8 Protected from undue sectional influence in elections</p>	
	<p>Gov 4 A free, self-governing modern nation.</p>	
<p>Participation in democracy Gov01.03</p>	<p>Gov 1 A proactive participatory democracy.</p>	<p>In 2019, the index of political participation in the Scanlon</p>

Targets, Indicators & Strategies for the success of Our Governance

Governance 1 – Strength of democracy

Targets, Indicators & Strategies for successful performance	In the Directions of becoming ...			Baseline data
The index of political participation in the Scanlon Index of Social Cohesion does not fall below 100 unless Australians simultaneously perceive an improvement in the index of social justice and equity within the Scanlon Index of Social Cohesion.	Gov	2	A nation knowing and affirming decency.	Index of Social Cohesion was 103 (3 points above the baseline of 100 in 2007), up from 91 in 2013 but down from its highest of 107 in 2012.
	Gov	3	A nation with avowed rights for all.	
	Gov	4	A free, self-governing, modern nation.	
	Gov	11	A just participant on the global stage.	The index of political participation generally has an inverse relationship with the Scanlon index of social justice and equity because poorer results in social justice and equity have tended to result in heightened political participation. In 2019, the index of social justice and equity in the Scanlon Index of Social Cohesion was 93 (7 points below the baseline of 100 in 2007) and 19 points down from its highest score of 112 in 2009.
	Gov	12	A nation assured of enduring peace.	
	Gov	13	A nation leading in empathy & global cohesion.	
	Soc	2	A land with an Indigenous heart.	
	Soc	3	Inclusive, welcoming & enabling.	
	Soc	4	A place of optimal health and wellbeing.	
	Soc	6	A society of equals.	
	Soc	7	A success because of its diversity.	
	Soc	8	A success because of gender equality.	
	Soc	15	Confident of justice for all.	
Econ	3	A country where economic opportunity, growth & prosperity are equitably shared & living standards improve continuously for all.		
Participation in democracy Gov01.03.01 Voter turnout at federal elections for the House of Representatives is steadily maintained above 94%.	Gov	1	A proactive participatory democracy.	Between 2001 and 2016, voter turnout in federal elections trended in decline from 95% to 91%, the lowest recorded since the introduction of compulsory voting ahead of the 1925 federal election. Source: Australian Electoral Commission
	Gov	4	A free, self-governing, modern nation.	
	Gov	8	Protected from undue sectional influence in elections.	
	Soc	6	A society of equals.	
National Integrated Planning & Reporting – legislative program Gov01.04 By 2030, legislate at the federal level to make National	Gov	1	A proactive participatory democracy.	In 2021, Australians had: <ul style="list-style-type: none">no long term plan for the nation as a whole;no say in developing such a plan;

Targets, Indicators & Strategies for the success of Our Governance

Governance 1 – Strength of democracy

Targets, Indicators & Strategies for successful performance	In the Directions of becoming ...			Baseline data
<p>Integrated Planning & Reporting (IP&R) mandatory for all federal governments, with the IP&R framework to be based on the framework legislated in 2009 in NSW for local government, including:</p> <ul style="list-style-type: none">compulsory community engagement on development of a community-owned long term strategic plan,minimum 20-year planning horizons with targets for society, the environment, the national economy and democracy,baseline data forming a comprehensive national wellbeing index,long term financial and asset planning, and“end of term” reporting. <p>Ensure that the legislation formally acknowledges the spirit and intent of Integrated Planning & Reporting, namely that:</p> <ul style="list-style-type: none">National IP&R shall be designed to ensure that the Australian community drives and owns the resultant national community futures plans, and thatwhile the resultant plans are not binding on any elected government, they are acknowledged as the most reliable guidance for selection by governments of strategies aligned with the long term aims of Australians for their society, environment, economy and democracy.	Gov	2	A nation knowing and affirming decency.	<ul style="list-style-type: none">no say in what the nation should become;no assembled, easily accessible data about the nation’s current health and wellbeing;no means of transparently measuring the commitment and performance of governments in delivery of improved quality of life;no permitted role in providing guidance on preferences for how national wealth should be raised and fairly shared; andno transparent means of holding governments to account for conduct contrary to the public interest or for failures in delivery of longer term safety, security and wellbeing. <p>Source: By 2050.</p>
	Gov	3	A nation with avowed rights for all.	
	Gov	4	A free, self-governing, modern nation.	
	Gov	5	Open, transparent & accountable in its governments & institutions.	
	Gov	6	A world benchmark in leaders’ conduct.	
	Gov	7	Committed to public service independence & excellence.	
	Soc	6	A society of equals.	
	All	All	All other Directions	
Skills development in National Integrated Planning & Reporting and community engagement in national long term financial planning Gov01.05	Gov	1	A proactive participatory democracy.	<p>In 2021, Australians had:</p> <ul style="list-style-type: none">no say in the composition of federal budgets;
	Gov	2	A nation knowing and affirming decency.	
	Gov	3	A nation with avowed rights for all.	

Targets, Indicators & Strategies for the success of Our Governance

Governance 1 – Strength of democracy

Targets, Indicators & Strategies for successful performance	In the Directions of becoming ...			Baseline data
<p>By 2025, establish a federally funded Institute for National Long Term Financial Planning within a major Australian University with a charter to:</p> <ol style="list-style-type: none"> develop expertise in community engagement for National Integrated Planning & Reporting with a particular focus on national government sector long term financial and asset planning; teach techniques of Integrated Planning & Reporting and long term financial and asset planning to federal public servants (preparing them for the introduction of compulsory National Integrated Planning & Reporting under Gov01.04; and establish pilot programs for community engagement on development of long term financial plans for federal revenues and spending on the nation within the context of a community-owned national long term plan for society, the environment, the economy and democracy. 	Gov	4	A free, self-governing, modern nation.	<ul style="list-style-type: none"> no say in tax levels or distribution of burdens for taxation; no say in how their taxes should be spent; no forums in which they could set out their spending priorities for the long term based on properly foreshadowed demand and need; no forum in which to negotiate with governments about their preparedness to increase taxes in return for services and infrastructure that will ultimately expand national wealth and fair sharing of that wealth; no ability to assess annual federal budgets and estimates in accordance with whether they reflect their projected long term demands and needs for service; and no way of holding governments to account for departing, without explanation, from known community preferences for living standards, fair sharing of national wealth and intergenerational equity.
	Gov	5	Open, transparent & accountable in its governments & institutions.	
	Gov	6	A world benchmark in leaders' conduct.	
	Gov	7	Committed to public service independence & excellence.	
	Econ	1	A model of transition from excessive consumption to sustainability.	
	Econ	2	A model of employment planning & justice in industry transition.	
	Econ	3	A country where economic opportunity, growth & prosperity are equitably shared & living standards improve continuously for all.	
	Econ	4	A nation fairly raising and sharing its wealth.	
	Econ	6	An economy with competitive & profitable public participation.	
	Econ	7	A collaborative intelligent nation.	
	Soc	6	A society of equals.	
	All	All	All other Directions	

Note: Baseline data, Targets, Indicators and Strategies in this section will expand in future issues of *Australia Together*, based on availability of data and on the input of Australians.

Governance 2 – National values & identity

Targets, Indicators & Strategies for the success of Our Governance		
<i>Governance 2 – National values & identity</i>		
Targets, Indicators & Strategies for successful performance	In the Directions of becoming ...	Baseline data
Pride in Australian culture Gov02.01 The proportion of Australians reporting that they have great pride in their culture and way of life improves continuously.	Gov 2 A nation knowing and affirming decency.	In 2019, 50% of Australians reported that they take pride in the Australian way of life and culture “to a great extent”, down from 58% in 2007. Source: Scanlon Foundation Mapping Social Cohesion 2019
	Gov 3 A nation with avowed rights for all.	
	Gov 4 A free, self-governing, modern nation.	
	Soc 2 A land with an Indigenous heart	
	Soc 3 Inclusive, welcoming & enabling	
	Soc 7 A success because of its diversity.	
	Soc 13 A wellspring of inspiration & creativity.	
Satisfaction with national direction Gov02.02 The proportion of Australians reporting that they are dissatisfied with the Direction of the country continuously declines.	Gov 2 A nation knowing and affirming decency.	In 2019, 57% of Australians were dissatisfied with the direction of the country. Source: ABC Australia Talks National Survey 2019 In 2021, 61% of Australians “did not believe that the country was any better than it was 5-10 years ago”. Source: Next25 Navigator, Social Research report 2021
Support for the Vision and Directions of Australia Together Gov02.03 The proportion of Australians who support the Vision for <i>Australia Together</i> as a whole reaches 80%. Each element of the Vision for <i>Australia Together</i> is rated at or above 3.1 out of 5 as important.	Gov 2 A nation knowing and affirming decency.	In 2020, there were no established data for approval of the Vision for <i>Australia Together</i> . Provision of a baseline is subject to availability of resources for statistically valid surveys of Australians.
Support for the Vision and Directions of Australia Together Gov02.03.01 Each Direction for <i>Australia Together</i> is rated at or above 3.1 out of 5 as important.	Gov 2 A nation knowing and affirming decency.	In 2020, there were no established data for approval of the Directions for <i>Australia Together</i> . Provision of a baseline is subject to availability of resources for statistically valid surveys of Australians.

Note: Baseline data, Targets, Indicators and Strategies in this section will expand in future issues of *Australia Together*, based on availability of data and on the input of Australians.

Governance 3 – Human & other rights

Targets, Indicators & Strategies for the success of Our Governance		
Governance 3 – Human & other rights		
Targets, Indicators & Strategies for successful performance	In the Directions of becoming ...	Baseline data
<p>An Australian Bill of Rights in the Constitution Gov03.01 By 2024, as part of the process of a Constitutional Convention established under Gov04.01, ensure that Australia's Constitution confers explicit rights on Australians via a Bill of Rights or other legal basis in the Constitution with such rights, as a minimum, to include all rights consistent with a modern open democracy enabling equality, dignity and freedom for all citizens.</p>	Gov 3	A nation with avowed rights for all.
	Gov 1	A proactive participatory democracy.
	Gov 2	A nation knowing and affirming decency.
	Gov 4	A free, self-governing, modern nation.
	Gov 5	Open, transparent & accountable in its governments & institutions.
	Gov 6	A world benchmark in leaders' conduct.
	Gov 10	A guardian of freedom & accountability in political discourse, news media & the wider information market.
	Gov 11	A just participant on the global stage.
	Gov 12	A nation assured of enduring peace.
	Soc 1	A safe home.
	Soc 2	A land with an Indigenous heart.
	Soc 3	Inclusive, welcoming & enabling.
	Soc 6	A society of equals.
	Soc 7	A success because of its diversity.
	Soc 8	A success because of gender equality.
	Soc 15	Confident of justice for all.
	Econ 3	A country where economic opportunity, growth & prosperity are equitably shared & living standards improve continuously for all.
	Econ 4	A nation fairly raising and sharing its wealth.
	Econ 9	Productive and prosperous through fair trade agreements.
An Australian Bill of Rights in the Constitution	Gov 3	A nation with avowed rights for all.

In 2021, Australians did not have explicitly conferred rights to:

- freedom of speech,
- peaceful assembly and protest,
- freedom of the press,
- trial in open court, or
- freedom from unlawful detention.

We had only a heavily limited right to freedom of political communication.

Some human rights were being provided in state legislation but these could and were being actively extinguished because there was nothing in Australia's Constitution which ensured that those rights could not be extinguished.

Source: *By 2050*, Chapter 8 and The State of Australia in 2020, Episode 3.

Targets, Indicators & Strategies for the success of Our Governance

Governance 3 – Human & other rights

Targets, Indicators & Strategies for successful performance	In the Directions of becoming ...		Baseline data
Gov03.01.01 By 2024, as part of the process of a Constitutional Convention established under Gov04.01 , and establishment of a Bill of Rights under Gov03.01 , ensure provision is made in Australia’s Constitution that automatically grants all Australians the rights granted at any time in accordance with any international treaty, covenant or convention ratified by Australia (whether or not such rights are legislated by states or federally).	Gov	1	A proactive participatory democracy.
	Gov	2	A nation knowing and affirming decency.
	Gov	4	A free, self-governing, modern nation.
	Gov	6	A world benchmark in leaders' conduct.
	Gov	10	A guardian of freedom & accountability in political discourse, news media & the wider information market.
	Gov	11	A just participant on the global stage.
	Gov	12	A nation assured of enduring peace.
	Gov	13	A nation leading in empathy & global cohesion.
	Soc	1	A safe home.
	Soc	2	A land with an Indigenous heart
	Soc	3	Inclusive, welcoming & enabling.
	Soc	4	A place of optimal health and wellbeing.
	Soc	6	A society of equals.
	Soc	7	A success because of its diversity.
	Soc	8	A success because of gender equality.
	Soc	11	A land without child disadvantage.
	Soc	12	A sure provider of lifelong dignity.
	Soc	15	Confident of justice for all.
Econ	3	A country where economic opportunity, growth & prosperity are equitably shared & living standards improve continuously for all.	
Econ	4	A nation fairly raising and sharing its wealth.	
Voluntary assisted dying Gov03.02	Gov	3	A nation with avowed rights for all.
In 2021, Australia was a party to the seven core international human rights treaties: <ul style="list-style-type: none">• International Covenant on Civil and Political Rights (ICCPR)• International Covenant on Economic, Social and Cultural Rights (ICESCR)• International Convention on the Elimination of All Forms of Racial Discrimination (CERD)• Convention on the Elimination of All Forms of Discrimination against Women (CEDAW)• Convention against Torture and Other Cruel, Inhuman or Degrading Treatment or Punishment (CAT)• Convention on the Rights of the Child (CRC)• Convention on the Rights of Persons with Disabilities (CRPD) but only some rights under these treaties had been conferred by law on Australians and at the Federal level, Australia remained the only democracy in the world not to have passed a law directly implementing the ICCPR.			
In 2021, Australia had not complied with the requirement of the ICCPR (and other human rights treaties) that a ratifying state ensure that everyone has access to the rights set out in the treaty, together with effective remedies for breaches. Source: Australian Government Attorney-General’s Department webpage on International human rights system; State Library of NSW, Find Legal Answers webpage on human rights.			
In 2021, only three states of Australia had passed laws			

Targets, Indicators & Strategies for the success of Our Governance

Governance 3 – Human & other rights

Targets, Indicators & Strategies for successful performance	In the Directions of becoming ...			Baseline data
<p>By 2023, all states and territories have legislated rights for voluntary euthanasia and voluntary assisted dying/suicide.</p> <p>Gov03.02.01</p> <p>By 2024, as part of the process of a Constitutional Convention established under Gov04.01, ensure that Australia’s Constitution confers explicit rights on Australians to determine the circumstances and timing of their own death by means of safe and lawful euthanasia or assisted suicide.</p>	Gov	2	A nation knowing and affirming decency.	<p>regarding euthanasia or voluntary assisted dying – Western Australia and Tasmania.</p> <p>Voluntary euthanasia and assisted dying/suicide were illegal in all other Australian states and territories.</p> <p>Source: Wikipedia, Euthanasia in Australia</p>
	Gov	4	A free, self-governing, modern nation.	
	Soc	1	A safe home.	
	Soc	6	A society of equals.	
	Soc	7	A success because of its diversity.	
	Soc	12	A sure provider of lifelong dignity.	

Note: Baseline data, Targets, Indicators and Strategies in this section will expand in future issues of **Australia Together**, based on availability of data and on the input of Australians.

Governance 4 – Constitutional reform

Targets, Indicators & Strategies for the success of Our Governance		
Governance 4 – Constitutional reform		
Targets, Indicators & Strategies for successful performance	In the Directions of becoming ...	Baseline data
<p>Constitutional conventions</p> <p>Top Priority Target/Strategy: Constitutional Convention Gov04.01</p> <p>By 2024, and in full coordination with the process for Constitutional Recognition of First Nations in Soc02.01 and a process for development of a Bill of Rights under Gov03.01, Australia convenes a Constitutional Convention for purposes of developing a new Constitution:</p> <ul style="list-style-type: none"> establishing Australia as a free, 21st century, self-governing nation; affirming and securing our values, rights and equality as citizens; and affirming First Nations' sovereignty that coexists with the sovereignty of the Crown as a fuller expression of Australia's nationhood. 	Gov 4 A free, self-governing, modern nation.	<p>The last Constitutional Convention was held in 1998. A National Constitutional Convention attended by 250 Aboriginal and Torres Strait Islander delegates was also held in 2017.</p> <p>No Constitutional Convention has yet considered a bill or charter of rights for Australians, although the Constitutional Convention of 1998 did result in a Communique calling for a preamble which may have articulated national values. This preamble never eventuated.</p> <p>Source: Parliament of Australia, Research Paper 16, 1999/2000</p>
	Gov 1 A proactive participatory democracy.	
	Gov 2 A nation knowing and affirming decency.	
	Gov 3 A nation with avowed rights for all.	
	Gov 6 A world benchmark in leaders' conduct.	
	Soc 2 A land with an Indigenous heart.	
	Soc 3 Inclusive, welcoming and enabling.	
	Soc 6 A society of equals.	
	Soc 7 A success because of its diversity.	
	Soc 15 Confident of justice for all.	

Note: Baseline data, Targets, Indicators and Strategies in this section will expand in future issues of **Australia Together**, based on availability of data and on the input of Australians.

Governance 5 – Transparency, openness & accountability

Targets, Indicators & Strategies for the success of Our Governance		
Governance 5 – Transparency, openness & accountability		
Targets, Indicators & Strategies for successful performance	In the Directions of becoming ...	Baseline data
Trust in governments Gov05.01 Trust in the federal parliament to reach 55% and stabilise.	Gov 5 Open, transparent & accountable in its governments & institutions.	In 2019, 35% of Australians (net) said they trusted the federal parliament. Source: Essential, Trust in Institutions 2019
	Gov 6 A world benchmark in leaders' conduct.	
Trust in governments Gov05.01.01 Trust in state parliaments to reach 55% and stabilise.	Gov 5 Open, transparent & accountable in its governments & institutions.	In 2019, 36% of Australians (net) said they trusted the state parliaments. Source: Essential, Trust in Institutions 2019
Trust in governments Gov05.01.02 Trust in local government to reach 55% and stabilise.	Gov 5 Open, transparent & accountable in its governments & institutions.	In 2019, 43% of Australians (net) said they trusted their local council. Source: Essential, Trust in Institutions 2019
Openness and accountability of governments Top Priority Target/Strategy: Royal Commission and community engagement to review national security legislation and its impact on key safeguards for Australia's democracy, including free speech, freedom of the press and transparency in government conduct Gov05.02 By 2023, establish a royal commission or other powerful review mechanism with full open community engagement to review the full suite of Australia's national security legislation to determine whether such legislation safeguards democracy by a reasonable balance between genuine national security concerns and the public's right to know when the government is and is not acting in the public interest.	Gov 5 Open, transparent & accountable in its governments & institutions.	Between 2002 and 2020 the Australian government enacted more than 70 pieces of legislation which have cited "national security" as a basis for heavily limiting: <ul style="list-style-type: none"> • freedom of expression, • freedom of assembly and protest, • freedom of information, • freedom of the press, • whistleblower protections, • rights to open trial, and • the public's right to know of possible misconduct and illegal conduct by elected and government officials. Source: By 2050, Chapter 8 and The State of Australia in 2020, Episodes 3 and 4 Part 1.
	Gov 1 A proactive participatory democracy.	
	Gov 3 A nation with avowed rights for all.	
	Gov 4 A free, self-governing, modern nation.	
	Gov 6 A world benchmark in leaders' conduct.	
	Gov 7 Committed to public service independence & excellence.	
	Gov 10 A guardian of freedom & accountability in political discourse, news media & the wider information market.	
	Gov 11 A just participant on the global stage.	
	Gov 12 A nation assured of enduring peace.	
	Soc 6 A society of equals.	
	Soc 15 Confident of justice for all.	
Openness and accountability of governments	Gov 5 Open, transparent & accountable in its governments & institutions.	In 2020, the University of Queensland Law Faculty identified that:

Targets, Indicators & Strategies for the success of Our Governance

Governance 5 – Transparency, openness & accountability

Targets, Indicators & Strategies for successful performance	In the Directions of becoming ...		Baseline data
<p>Top Priority Target/Strategy: Protection of whistleblowers making genuine public interest disclosures Gov05.02.01</p> <p>By 2023, regardless of the progress of any commissions of inquiry under Gov05.02, overhaul the Public Interest Disclosure Act 2013 (Cth) to:</p> <ul style="list-style-type: none"> recognise professional journalists as legitimate recipients of protected Emergency or External Disclosures; identify public and democratic accountability as relevant public interest considerations; introduce a limited framework for external disclosures of intelligence information; and limit the scope of “intelligence information” insofar as it includes information relating to law enforcement. 	Gov 3	A nation with avowed rights for all.	<ol style="list-style-type: none"> “Whistleblowing is an important, legitimate and protected mechanism for ensuring integrity and accountability in the public and private sectors;” and “There are significant gaps and weaknesses in [whistleblower] protections, particularly in the intelligence sector.” <p>Between 2013 and 2020, several high profile cases emerged of government intimidation of whistleblowers known to have made external disclosures that are strongly in the public interest (and that the government has not denied are in the public interest), including prosecutions and threatened prosecutions of those making disclosures in the public interest and those receiving them (journalists and lawyers). By 2021, multiple sources reported this was having a chilling effect on efforts to expose corruption in Australia. Source: University of Queensland Dr Rebecca Ananian-Welsh, Whistleblowing to the Media, 2020</p>
	Gov 4	A free, self-governing, modern nation.	
	Gov 6	A world benchmark in leaders' conduct.	
	Gov 7	Committed to public service independence & excellence.	
	Gov 10	A guardian of freedom & accountability in political discourse, news media & the wider information market.	
	Gov 11	A just participant on the global stage.	
	Gov 12	A nation assured of enduring peace.	
	Soc 14	A model of community service & responsible exercise of authority in policing.	
<p>Funding for open and accountable governance Gov05.03</p> <p>By 2023, ensure that major components of transparency in Australia’s democracy are securely funded by legislating to establish a floor increase in annual federal funding allocations for:</p> <ul style="list-style-type: none"> the Australian Broadcasting Commission, the Australian Bureau of Statistics, the Australian National Audit Office, and the Office of the Australian Information Commissioner, 	Soc 15	Confident of justice for all.	<p>Between 2014 and 2020 the federal government reduced the budget of the Australian Broadcasting Commission by \$783 million, resulting in the loss of over 1,000 jobs at the ABC. Budget cuts were also applied to the ABS, the ANAO and the OIC by virtue of the imposition of the public sector efficiency dividend. Australian taxpayers have provided no indication of support for these cuts, despite the vital importance of these agencies to democracy. In the case of the ABC, surveys have suggested that 70% of Australians think the ABC</p>
	Gov 5	Open, transparent & accountable in its governments & institutions.	
	Gov 1	A proactive participatory democracy.	
	Gov 4	A free, self-governing, modern nation.	
	Gov 6	A world benchmark in leaders' conduct.	
	Gov 7	Committed to public service independence & excellence.	
	Gov 10	A guardian of freedom & accountability in political discourse, news media & the wider information market.	

Targets, Indicators & Strategies for the success of Our Governance

Governance 5 – Transparency, openness & accountability

Targets, Indicators & Strategies for successful performance	In the Directions of becoming ...	Baseline data
<p>with the base for such funding increases from 2022/23 onwards to be established first by applying annual increases of CPI+5% year-on-year to whatever the budgets of these organisations were in 2013/14 and thereafter by applying statutory increases to the new 2022/23 base budgets of CPI+3% until 2030.</p> <p>Make provision in this legislation to protect the independence of these organisations from political interference by permanently outlawing real budget cuts and mandating annual increases which meet agreed floor increase requirements set by review every ten years from 2030 onwards.</p>	<p>Soc 6 A society of equals.</p>	<p>should not have funding cuts and should have the same or more funding each year.</p> <p>Source: Per Capita, <i>It's Our ABC</i>, 2020 and The State of Australia in 2020, Episode 4, Part3.</p>
<p>Transparency in lobbying, gifts and donations</p> <p>Real-time disclosure Gov05.04</p> <p>By 2023, preparatory to:</p> <p>a) a community engagement process under Gov08.02 to determine informed community support for reforms of electoral funding laws, and to</p> <p>b) commencement of operations of a national independent body for investigation of government corruption under Gov06.04, legislate to establish:</p> <ul style="list-style-type: none"> a fully funded, centralised, real-time register of all instances of lobbying (meetings, phone calls and other contacts), gifts and political donations for all three levels of government in Australia – federal, state/territory and local – with compulsory 	<p>Gov 5 Open, transparent & accountable in its governments & institutions.</p> <p>Gov 1 A proactive participatory democracy.</p> <p>Gov 3 A nation with avowed rights for all.</p> <p>Gov 6 A world benchmark in leaders' conduct.</p> <p>Gov 7 Committed to public service independence & excellence.</p> <p>Gov 8 Protected from undue sectional influence in elections.</p> <p>Gov 9 A nation outlawing corporate greed & encouraging private sector ethics & community partnership.</p>	<p>In 2021, the Australian Government's Lobbying Code of Conduct required lobbyists to register and list their clients but did not require lobbyists and/or elected officials to register instances of lobbying (such as dates and issues discussed), gifts or donations – in real time or otherwise. Real-time disclosure is essential for transparency and assurance of ethical conduct.</p> <p>Source: Australian Government, Attorney-General's Department Lobbying Code of Conduct 2019</p>

Targets, Indicators & Strategies for the success of Our Governance

Governance 5 – Transparency, openness & accountability

Targets, Indicators & Strategies for successful performance	In the Directions of becoming ...	Baseline data
<p>requirements for 100% compliance and statutory penalties for non-compliance; and</p> <ul style="list-style-type: none"> an independent office of audit within the federal anti-corruption authority to monitor compliance with the real-time lobbying register and to prosecute elected officials and lobbyists for breaches. 	<p>Soc 6 A society of equals.</p>	
<p>Transparency in lobbying, gifts and donations</p> <p>Prohibition of gifts to politicians and public officials Gov05.04.01</p> <p>By 2023, in association with Gov05.04, legislate to prohibit acceptance of gifts by politicians and public service staff at all levels (and their spouse, partner, or families) and to mandate records of all gifts offered and the date of refusal and/or return.</p>	<p>Gov 5 Open, transparent & accountable in its governments & institutions.</p> <p>Gov 6 A world benchmark in leaders' conduct.</p> <p>Gov 7 Committed to public service independence & excellence.</p> <p>Gov 8 Protected from undue sectional influence in elections.</p> <p>Gov 9 A nation outlawing corporate greed & encouraging private sector ethics & community partnership.</p> <p>Soc 6 A society of equals.</p>	<p>In 2021, the Australian Government's Statement of Ministerial Standards required that ministers "must not seek or encourage any form of gift in their personal capacity" but did not prohibit the acceptance of gifts that could then be retained "in their personal capacity". Nor did the Standard place a \$ limit on the value of gifts that could be accepted and concessional arrangements were in place to allow officials to retain gifts of high value at discounted rates. Source: Australian Government, Statement of Ministerial Standards, August 2018, Parliament of Australia, Registration and Declaration of Senators' Interests, and Department of Prime Minister and Cabinet Guidelines Relating to Official Gifts Received</p>
<p>Post-separation employment of politicians Gov05.05</p> <p>By 2023 legislate to:</p> <ul style="list-style-type: none"> prohibit, for a period of three years after leaving office, post-separation employment of state/territory and federal elected members of parliament to any position within a private corporation (including a lobbying firm) with which they have had any dealings in their last five years in office; and to 	<p>Gov 5 Open, transparent & accountable in its governments & institutions.</p> <p>Gov 6 A world benchmark in leaders' conduct.</p> <p>Gov 7 Committed to public service independence & excellence.</p> <p>Gov 8 Protected from undue sectional influence in elections.</p> <p>Gov 9 A nation outlawing corporate greed & encouraging private sector ethics & community partnership.</p>	<p>In 2021, federal ministers were "required to undertake that, for an eighteen month period after ceasing to be a Minister, they will not lobby, advocate or have business meetings with members of the government, parliament, public service or defence force on any matters on which they have had official dealings as Minister in their last eighteen months in office. Ministers are also required to undertake that, on leaving office, they will not take personal advantage of information to</p>

Targets, Indicators & Strategies for the success of Our Governance

Governance 5 – Transparency, openness & accountability

Targets, Indicators & Strategies for successful performance	In the Directions of becoming ...	Baseline data
<ul style="list-style-type: none"> prohibit permanently employment in, or other forms of remunerative association with, private corporations in any of the following industries: <ul style="list-style-type: none"> fossil fuels, arms and military, private health insurance <p>on the grounds that the public interest is unlikely to be served by free-flow of employment between government and these industries.</p>	Gov 10 A guardian of freedom & accountability in political discourse, news media & the wider information market.	<p>which they have had access as a Minister, where that information is not generally available to the public.”</p> <p>The above standards have been proved to be unenforceable and do not serve the public interest.</p> <p>Source: Australian Government, Statement of Ministerial Standards, August 2018</p>
	Gov 11 A just participant on the global stage.	
	Gov 12 A nation assured of enduring peace.	
	Soc 4 A place of optimal health and wellbeing.	
	Soc 6 A society of equals.	
	Env 1 A leading global advocate for action on climate change.	
	Env 2 A net zero emissions nation.	
	Env 4 A nation that puts the environment before unsustainable consumption.	
	Env 6 A renewable energy superpower.	
	Econ 3 A country where economic opportunity, growth & prosperity are equitably shared & living standards improve continuously for all.	
	Econ 4 A nation fairly raising and sharing its wealth.	
	Econ 5 A strong regulator of fairness in markets creating confidence for investors.	

Governance 6 – Government ethics

Targets, Indicators & Strategies for the success of Our Governance		
Governance 6 – Government ethics		
Targets, Indicators & Strategies for successful performance	In the Directions of becoming ...	Baseline data
<p>Perceptions of corruption Gov06.01 Australia's score in Transparency International's annual Corruption Perceptions Index is continuously improving and reaches the top rank (no. 1) by 2026.</p>	Gov 6 A world benchmark in leaders' conduct.	<p>In 2019, Australia was ranked no. 12 in the world in Transparency International's annual Corruption Perceptions Index with a score of 77/100. New Zealand was ranked equal first with Denmark with scores of 87/100 each. In the eight years to 2019, Australia's score dropped by 8 points. Source: Transparency International, Corruption Perceptions Index 2019</p>
	Gov 5 Open, transparent & accountable in its governments & institutions.	
	Gov 8 Protected from undue sectional influence in elections.	
	Gov 9 A nation outlawing corporate greed & encouraging private sector ethics & community partnership.	
	Gov 10 A guardian of freedom & accountability in political discourse, news media & the wider information market.	
<p>Trust in leaders' conduct Gov06.02 Trust in elected members of parliament to reach and be maintained at a minimum of 55%.</p>	Gov 6 A world benchmark in leaders' conduct.	<p>In 2018, 48% of Australians distrusted members of parliament and only 21% trusted them a little or very much. Source: MOAD, Democracy 2025, "Trust and Democracy in Australia: Democratic decline and renewal", Report No. 1</p>
<p>Trust in leaders' conduct Gov06.02.01 Australia is ranked as a truster of government.</p>	Gov 6 A world benchmark in leaders' conduct.	<p>In 2019, 42% of the general population said they trusted government. Source 2019 Edelman Trust Barometer Australian Results</p>
<p>Codes of conduct for parliamentarians Top Priority Target/Strategy: Binding code of ethics and conduct for federal parliamentarians Gov06.03 By 2022, ensure the passage of the National Integrity (Parliamentary Standards) Bill 2019 or similar with a binding Code of Conduct that meets</p>	Gov 6 A world benchmark in leaders' conduct.	<p>In 2017, 79% of Australians supported "strengthening the code of conduct for parliamentary behaviour". Source: Centre for Policy Development Study, "What Do Australians Want? Active and Effective Government Fit for the Ages", December 2017.</p> <p>In 2020, a Senate Committee with Liberal, Labor and One Nation senators unanimously rejected the introduction of a Code of Conduct for parliamentarians.</p>
	Gov 2 A nation knowing and affirming decency.	
	Gov 5 Open, transparent & accountable in its governments & institutions.	

Targets, Indicators & Strategies for the success of Our Governance

Governance 6 – Government ethics

Targets, Indicators & Strategies for successful performance	In the Directions of becoming ...	Baseline data
modern standards of ethics in democratic governance.	Gov 8 Protected from undue sectional influence in elections.	Source: Australian Senate, Finance and Public Administration Legislation Committee – Report on the National Integrity (Parliamentary Standards) Bill 2019. See also The State of Australia in 2020, Episode 4, Part 1.
Federal independent commission against corruption Top Priority Target/Strategy: Federal independent commission against corruption Gov06.04 By 2024, a national independent body for investigation of corruption by federal parliamentarians and public servants commences operation.	Gov 6 A world benchmark in leaders' conduct.	In 2017, 77% of Australians supported "introducing an independent federal corruption Commission". Source: Centre for Policy Development Study, "What Do Australians Want? Active and Effective Government Fit for the Ages", December 2017.
	Gov 5 Open, transparent & accountable in its governments & institutions.	
	Gov 7 Committed to public service independence & excellence.	In 2020, all states of Australia had established some form of independent commissions against corruption by elected members and officers of governments. No such body existed for the federal government.
	Gov 8 Protected from undue sectional influence in elections.	

Note: Baseline data, Targets, Indicators and Strategies in this section will expand in future issues of *Australia Together*, based on availability of data and on the input of Australians.

Governance 7 – Public service independence & excellence

Targets, Indicators & Strategies for the success of Our Governance		
Governance 7 – Public service independence & excellence		
Targets, Indicators & Strategies for successful performance	In the Directions of becoming ...	Baseline data
Trust in the public service Gov07.01 Trust in the Commonwealth public service improves continuously.	Gov 7 Committed to public service independence & excellence.	In 2019, 42% of Australians (net) said they trusted the Commonwealth public service. Source: Essential, Trust in Institutions 2019
Satisfaction with the public service Gov07.02 Satisfaction with the public service improves continuously.	Gov 7 Committed to public service independence & excellence.	In 2021, 27% of Australians felt “the public service acts on the needs of Australians and in the public interest”. Source: Next25 Navigator, Social Research report 2021
Satisfaction with the public service Gov07.02.01 Satisfaction with the Commonwealth public service improves continuously.	Gov 7 Committed to public service independence & excellence.	In 2019, the Australian Government reported that “Only 56 per cent of Australians are satisfied with the services they receive from the Australian Government, well below levels for leading governments and private-sector businesses.” Source: 2019 Independent Review of the Australian Public Service, “Our Public Service Our Future”, known as the “Thodey Review”

Note: Baseline data, Targets, Indicators and Strategies in this section will expand in future issues of *Australia Together*, based on availability of data and on the input of Australians.

Governance 8 – Electoral system & funding reform

Targets, Indicators & Strategies for the success of Our Governance		
Governance 8 – Electoral system & funding reform		
Targets, Indicators & Strategies for successful performance	In the Directions of becoming ...	Baseline data
Truth in advertising – legislative program Gov08.01 By 2023, introduce legislation federally and in all states requiring truth in political advertising, including stipulated penalties such as loss of public funding and fines.	Gov 8 Protected from undue sectional influence in elections.	In 2019, 84% of Australians supported the introduction of laws for truth in political advertising but South Australia was the only state with truth in advertising laws. Source: Australia Institute
	Gov 1 A proactive participatory democracy.	
	Gov 5 Open, transparent & accountable in its governments & institutions.	
	Gov 6 A world benchmark in leaders' conduct.	
Electoral funding reform Gov08.02 By 2024, in association with the establishment of a Constitutional Convention under Gov04.01 , commence a community engagement process to determine informed community support for reforms of electoral funding laws so that they increase the possibility of fairness in elections and equality for citizens as electors. Minimum terms of reference for this section of the Constitutional Convention must provide for engagement on the issue of transparent taxpayer funding of election campaigns.	Gov 8 Protected from undue sectional influence in elections.	Between 2015 and 2020, amendments by the federal parliament to legislation on electoral funding and disclosure: <ul style="list-style-type: none"> • focussed on attempted capping or other constraints on the small donations of the many to non-party organisations engaged in political policy development (such as GetUp and charities like the Climate Council), rather than capping the large donations of the few to registered political parties; and • did nothing to strengthen disclosure requirements such as requiring real-time disclosure. In effect, in 2021, it was lawful for anyone to buy an election – as Malcolm Turnbull did in 2016 with a \$1.75 million personal donation to the Liberal Party campaign and as Clive Palmer did with an \$83 million campaign designed to preference the Liberal Party. Source: By 2050, Chapter 8 and Commonwealth Electoral Act 1918.
	Gov 1 A proactive participatory democracy.	
	Gov 3 A nation with avowed rights for all.	
	Gov 4 A free, self-governing, modern nation.	
	Gov 5 Open, transparent & accountable in its governments & institutions.	
	Gov 6 A world benchmark in leaders' conduct.	
	Gov 10 A guardian of freedom & accountability in political discourse, news media & the wider information market.	
	Soc 3 Inclusive, welcoming and enabling.	
	Soc 6 A society of equals.	
Electoral funding reform Gov08.02.01 Preparatory to Gov08.02 (and subject to review after completion of that community	Gov 8 Protected from undue sectional influence in elections.	Between 2012 and 2020, cumulative donations by corporations to Australia's two major political parties were:
	Gov 1 A proactive participatory democracy.	

Targets, Indicators & Strategies for the success of Our Governance

Governance 8 – Electoral system & funding reform

Targets, Indicators & Strategies for successful performance	In the Directions of becoming ...		Baseline data
engagement process), legislate to: a) cap political donations (on a cumulative basis over two consecutive election terms) at \$10,000 for individuals and \$10,000 for corporations; b) require compulsory disclosure for any donation above \$5,000; and c) ban outright donations from the following industries: <ul style="list-style-type: none">• banking and finance,• developers and property,• energy and resources,• government contractors,• arms and military,• liquor, gaming and racing,• private health insurance and services, and• media and communications and any other industries deemed to have both disproportionate influence and significant conflicts of interest in making political donations.	Gov 3	A nation with avowed rights for all.	<ul style="list-style-type: none">• to Labor = \$80.3 million• to Liberal/National = \$129.9 million The largest donations were from: <ul style="list-style-type: none">• banking and finance = \$71.6 million• developers and property = \$28.4 million• energy and resources = \$16.6 million• government contractors = \$14.4 million• private health insurance and services = \$14.2 million• media and communications = \$11.9 million Source: Guardian Australia Transparency Project, Citizens Hub for exploration of political transparency and open governance
	Gov 4	A free, self-governing, modern nation.	
	Gov 5	Open, transparent & accountable in its governments & institutions.	
	Gov 6	A world benchmark in leaders' conduct.	
	Gov 10	A guardian of freedom & accountability in political discourse, news media & the wider information market.	
	Soc 3	Inclusive, welcoming and enabling.	
	Soc 6	A society of equals.	
Soc 8	A success because of gender equality.		

Note: Baseline data, Targets, Indicators and Strategies in this section will expand in future issues of *Australia Together*, based on availability of data and on the input of Australians.

Governance 9 – Corporate & NGO responsibility

Targets, Indicators & Strategies for the success of Our Governance		
Governance 9 – Corporate & NGO responsibility		
Targets, Indicators & Strategies for successful performance	In the Directions of becoming ...	Baseline data
Trust in NGOs Gov09.01 Australia is ranked as a truster of NGOs.	Gov 9 A nation outlawing corporate greed & encouraging private sector ethics & community partnership.	In 2019, 56% of the general population said they trusted NGOs. Source 2019 Edelman Trust Barometer Australian Results
Trust in corporates Gov09.02 Australia is ranked as a truster of business.	Gov 9 A nation outlawing corporate greed & encouraging private sector ethics & community partnership.	In 2019, 52% of the general population said they trusted business. Source 2019 Edelman Trust Barometer Australian Results
Prohibition of rent-seeking by for-profit companies in certain community services Gov09.03 By 2025, enact federal legislation to exclude for-profit companies from qualifying for any form of taxpayer assistance – including but not limited to direct funding, subsidies and tax breaks – for provision of services in: <ul style="list-style-type: none"> aged care, childcare, vocational education (including Technical and Further Education), placement services for the unemployed, and administration of welfare payments for the unemployed, single parents, youth allowances and pensions. 	Gov 9 A nation outlawing corporate greed & encouraging private sector ethics & community partnership.	In 2021, the Royal Commission into Aged Care Quality and Safety reported that, “private providers [in aged care] have much worse quality outcomes than government and not-for-profit providers. In effect, the increasingly private composition of the market has placed further pressure on quality and safety in aged care.” The finding has implications for the sustainability of taxpayer support and value-for-money returns for taxpayers when core community services are provided by for-profit companies. For-profit involvement in certain community services is not sustainable for taxpayers.
	Gov 2 A nation knowing and affirming decency.	
	Gov 3 A nation with avowed rights for all.	
	Soc 1 A safe home.	
	Soc 4 A place of optimal health and wellbeing.	
	Soc 5 A model of educational opportunity.	
	Soc 6 A society of equals.	
	Soc 10 A place of supportive familial & other connections & without domestic abuse.	
	Soc 11 A land without child disadvantage.	
	Soc 12 A sure provider of lifelong dignity.	
	Econ 1 A model of transition from excessive consumption to sustainability.	
	Econ 3 A country where economic opportunity, growth & prosperity are equitably shared & living standards improve continuously for all.	
	Econ 4 A nation fairly raising and sharing its wealth.	
	Econ 5 A strong regulator of fairness in markets creating confidence for investors.	

Targets, Indicators & Strategies for the success of Our Governance

Governance 9 – Corporate & NGO responsibility

Targets, Indicators & Strategies for successful performance	In the Directions of becoming ...	Baseline data
	Econ 6 An economy with competitive & profitable public participation.	
<p>Prohibition of government contracts to private sector companies that do not have certified plans to achieve net zero carbon emissions by 2033 Gov09.04</p> <p>By 2022, legislate that by 2023, businesses seeking government contracts (federal, state and local) must:</p> <ul style="list-style-type: none"> submit to the Australian Clean Energy Regulator clear, credible and financed plans to achieve net zero carbon emissions by 2033 and achieve certification by that Regulator of such plans before they can bid for government contracts; and demonstrate (by submission of annual compliance statements) compliance with approved plans for purposes of renewing any contract and/or bidding for any future contract, unless and until each business is accredited by the Australian Clean Energy Regulator as having fully reached net zero emissions. <p>Important Note: No private certification or self-certification is to be permitted in this legislation, due to the increased potential for conflict of interest and corruption.</p>	Gov 9 A nation outlawing corporate greed & encouraging private sector ethics & community partnership.	<p>In June 2021, the UK government announced measures requiring businesses to commit to net zero carbon emissions by 2050 and publish clear and credible carbon reduction plans before they can bid for major government contracts.</p> <p>In 2021, Australia had no similar requirements.</p> <p>Source: UK government, Cabinet Office Press Release 7 June 2021</p>
	Gov 5 Open, transparent & accountable in its governments & institutions.	
	Gov 6 A world benchmark in leaders' conduct.	
	Gov 11 A just participant on the global stage.	
	Gov 13 A nation leading in empathy & global cohesion.	
	Soc 1 A safe home.	
	Env 1 A leading global advocate for action on climate change.	
	Env 2 A net zero emissions nation.	
	Env 4 A nation that puts the environment before unsustainable consumption.	
	Env 6 A renewable energy superpower.	
	Econ 1 A model of transition from excessive consumption to sustainability.	
	Econ 4 A nation fairly raising and sharing its wealth.	
	Econ 5 A strong regulator of fairness in markets creating confidence for investors.	
	Econ 6 An economy with competitive & profitable public participation.	

Note: Baseline data, Targets, Indicators and Strategies in this section will expand in future issues of *Australia Together*, based on availability of data and on the input of Australians.

Governance 10 – Free communications policy & regulation

Targets, Indicators & Strategies for the success of Our Governance		
Governance 10 – Free communications policy & regulation		
Targets, Indicators & Strategies for successful performance	In the Directions of becoming ...	Baseline data
Trust in the media & social media Gov10.01 Australia is ranked as a truster of the media.	Gov 10 A guardian of freedom & accountability in political discourse, news media & the wider information market.	In 2019, 40% of the general population said they trusted the media. Source 2019 Edelman Trust Barometer Australian Results
Trust in the media & social media Gov10.01.01 By 2023, a national survey is established which monitors trust in social media – in terms of perceptions of their performance as good corporate citizens and compliance with regulations or voluntary codes of practice in ethical information dissemination.	Gov 10 A guardian of freedom & accountability in political discourse, news media & the wider information market.	In 2021, no regulations existed to hold social media to account for dissemination of misinformation and disinformation. However, a voluntary “Australian Code of Practice on Misinformation and Disinformation” was adopted by Twitter, Google, Facebook, Microsoft, Redbubble and TikTok. Source: DIGI Australian Code of Practice on Disinformation and Misinformation, February 2021
	Gov 9 A nation outlawing corporate greed & encouraging private sector ethics & community partnership.	
Regulation of an ethical, democratic information market Top Priority Target/Strategy: Development of a national regulatory framework for an ethical, democratic information market Gov10.02 By 2022, establish a national community engagement process for collaborative planning of a democratic information market fit to handle the challenges to truth, ethics, community safety and market power arising from the digital age. Gov10.02.01 By 2023, consider the feedback from the community and design a draft framework for ethical regulation of the information market in Australia that is consistent with that feedback. Gov10.02.02 By 2024, introduce legislation consistent with the recommended regulatory framework.	Gov 10 A guardian of freedom & accountability in political discourse, news media & the wider information market.	In 2021, no steps had been taken by the Australian government to develop an integrated regulatory framework for either: <ul style="list-style-type: none"> the operations of the digital-age information market (governing such things as ownership, competition rules and monopoly regulation), or the conduct of users/operators of digital platforms. In 2021, legislative reforms were instead being developed in a piecemeal fashion, often with the effect of increasing the possibility of unethical conduct in and concentration of markets and lessening accountability for responsible publishing.
	Gov 1 A proactive participatory democracy.	
	Gov 9 A nation outlawing corporate greed & encouraging private sector ethics & community partnership.	
	Soc 3 Inclusive, welcoming & enabling.	
	Soc 4 A place of optimal health and wellbeing.	
	Soc 5 A model of educational opportunity.	
	Soc 6 A society of equals.	
	Soc 7 A success because of its diversity.	
	Soc 8 A success because of gender equality.	
	Env 5 An environmentally educated community.	
	Econ 5 A strong regulator of fairness in markets creating confidence for investors.	

Targets, Indicators & Strategies for the success of Our Governance

Governance 10 – Free communications policy & regulation

Targets, Indicators & Strategies for successful performance	In the Directions of becoming ...	Baseline data
	Econ 6 An economy with competitive & profitable public participation.	
	Econ 7 A collaborative intelligent nation.	
	Econ 8 Enabled in meeting the communication & information demands of the future.	
<p>Regulation and codes of ethical conduct for news media and social media</p> <p>Top Priority Target/Strategy: Independent regulation of compliance with a code of ethical conduct by publishers and social media. Gov10.03</p> <p>By 2023, recognising that codes regulating:</p> <ol style="list-style-type: none"> ethics and quality in journalism, and distribution of misinformation and disinformation in journalism and social media <p>are inadequate for prevention of harm in digital-age open democracies, introduce legislation requiring the Australian Communications and Media Authority (ACMA) to develop a model Code of Conduct with binding standards for:</p> <ul style="list-style-type: none"> news media on ethics in production and publication of journalistic content, and social media on practice in management of misinformation and disinformation on their platforms. <p>Gov10.03.01</p> <p>By 2024, establish a well-funded, transparent and independent audit and complaints handling authority responsible for:</p>	Gov 10 A guardian of freedom & accountability in political discourse, news media & the wider information market.	In 2021, both news media and social media businesses were “self-regulating” in terms of compliance with standards for truth and for prevention of harm that may be caused by published content.
	Gov 1 A proactive participatory democracy.	In 2021, “big tech” businesses – Google, Facebook, Twitter, Microsoft, TikTok and Redbubble established an Australian Code of Practice on Disinformation and Misinformation (the DIGI Code). Source: Digital Industry Group Inc. (DIGI).
	Gov 3 A nation with avowed rights for all.	
	Gov 5 Open, transparent & accountable in its governments & institutions.	In 2014, the Australian Press Council changed its Statement of General Principles (its code of ethics for journalists) so that “fairness and balance” were no longer required in relation to news reporting but balance was henceforth required in relation to facts. The change ushered in a regime of support for the generation of “alternative facts” and discarded the traditional role of journalism in seeking truth and distinguishing fact from opinion. The new Statement also laid the basis for several other types of unethical conduct by journalists, including permission to:
	Gov 6 A world benchmark in leaders' conduct.	
	Gov 7 Committed to public service independence & excellence.	
	Gov 8 Protected from undue sectional influence in elections.	<ul style="list-style-type: none"> cause a substantial risk to health or safety,

Targets, Indicators & Strategies for the success of Our Governance

Governance 10 – Free communications policy & regulation

Targets, Indicators & Strategies for successful performance	In the Directions of becoming ...	Baseline data
<ul style="list-style-type: none"> ensuring compliance with, and examining breaches of, the model Code of Conduct; implementing statutory penalties which increase per proven offence and are scaled to reflect the size of the corporation committing any proven breaches; publishing adjudications of complaints and audit findings; and for maintaining an open, permanent register of all determined breaches of the model code and the journalist/news business responsible for each breach. 	Gov 9 A nation outlawing corporate greed & encouraging private sector ethics & community partnership.	<ul style="list-style-type: none"> gather material by deceptive or unfair means, and be offensive (including via racism) <p>if doing so is, in the view of the publisher, “sufficiently in the public interest”.</p> <p>By contrast, in 2021, the Media, Entertainment and Arts Alliance’s Code of Conduct effectively operated on the opposite basis to the Press Council Statement.</p> <p>Source: Australian Press Council Statements of General Principles pre-2014 and post-2014 & MEAA Journalist Code of Ethics</p>
	Gov 12 A nation assured of enduring peace.	
	Soc 1 A safe home.	

Note: Baseline data, Targets, Indicators and Strategies in this section will expand in future issues of *Australia Together*, based on availability of data and on the input of Australians.

Governance 11 – International participation & global justice

Targets, Indicators & Strategies for the success of Our Governance		
Governance 11 – International participation & global justice		
Targets, Indicators & Strategies for successful performance	In the Directions of becoming ...	Baseline data
Participation in international cooperative forums Gov11.01 Australia is ranked as a truster of the United Nations.	Gov 11 A just participant on the global stage.	In 2019, Australia was one of 8 markets globally which neither trusted nor distrusted the United Nations. Source: 2019 Edelman Trust Barometer Global Report
	Gov 3 A nation with avowed rights for all.	
	Gov 6 A world benchmark in leaders' conduct.	
	Gov 12 A nation assured of enduring peace.	
	Gov 13 A nation leading in empathy & global cohesion.	
International cooperation for global sustainability Gov11.02 By 2030, attain a minimum score of 90/100 on the United Nations Sustainable Development Goals International Spillover Index.	Gov 11 A just participant on the global stage.	In 2021, Australia scored 63.9/100 on the United Nations Sustainable Development Goals International Spillover Index, below the average for OECD members. The Spillover Index records the extent to which rich countries generate negative international spillovers that undermine other countries' ability to achieve the SDGs. Source: Jeffrey D. Sachs, Christian Kroll, Guillaume Lafortune, Grayson Fuller, and Finn Woelm, Sustainable Development Report 2021, The Decade of Action for the Sustainable Development Goals
	Gov 2 A nation knowing and affirming decency.	
	Gov 6 A world benchmark in leaders' conduct.	
	Gov 13 A nation leading in empathy & global cohesion.	
	Env 1 A leading global advocate for action on climate change.	
	Env 2 - 19 All remaining Directions for our Environment	
	Econ 1 A model of transition from excessive consumption to sustainability.	
Protection of refugees seeking asylum Gov11.03 By 2024, as part of the process of a Constitutional Convention established under Gov04.01, and establishment of a Bill of Rights under Gov03.01 and Gov03.01.01, ensure provision is made in Australia's Constitution that automatically grants all refugees seeking asylum in Australia the full rights and protections granted under the 1951 Refugee Convention and its 1967 Protocol and any other relevant Convention, Covenant, and international law.	Soc 1 A safe home.	In October 2001, Prime Minister John Howard proclaimed that, "we will decide who comes to this country and the circumstances in which they come", ushering in a period of increasing injustice for refugees and illegal acts of detention by Australia including cases of children who were indefinitely detained without charge in onshore and offshore detention facilities in full denial of their rights under
	Gov 11 A just participant on the global stage.	
	Gov 2 A nation knowing and affirming decency.	
	Gov 3 A nation with avowed rights for all.	

Targets, Indicators & Strategies for the success of Our Governance

Governance 11 – International participation & global justice

Targets, Indicators & Strategies for successful performance	In the Directions of becoming ...	Baseline data
	<p>Gov 4 A free, self-governing, modern nation.</p>	<p>international law and our commitments to:</p> <ul style="list-style-type: none"> the International Covenant on Civil and Political Rights (ICCPR), the Convention against Torture and Other Cruel, Inhuman or Degrading Treatment or Punishment (CAT), the Convention on the Rights of the Child (CRC), and the Convention Relating to the Status of Refugees.
	<p>Gov 5 Open, transparent & accountable in its governments & institutions.</p>	
	<p>Gov 6 A world benchmark in leaders' conduct.</p>	
	<p>Gov 12 A nation assured of enduring peace.</p>	<p>In 2013, the Australian government under Prime Minister Rudd legislated to make offshore detention mandatory for all asylum seekers who arrive by boat, resulting in more than 3,000 refugees being sent to offshore detention, where 12 dies and the remainder endured cruel, inhumane treatment equating to torture.</p>
	<p>Gov 13 A nation leading in empathy & global cohesion.</p>	
	<p>Soc 1 A safe home.</p>	<p>In 2021, the United Nations High Commissioner for Refugees urged Australia (not for the first time) to end offshore asylum processing which, “undermined the rights of those seeking safety and protection and significantly harmed their physical and mental health”. But in 2021 approximately 230 refugees who legally sought asylum in Australia were still being held illegally by Australia in offshore detention, because they arrived by boat.</p>
	<p>Soc 3 Inclusive, welcoming and enabling.</p>	
	<p>Soc 6 A society of equals.</p>	

Targets, Indicators & Strategies for the success of Our Governance

Governance 11 – International participation & global justice

Targets, Indicators & Strategies for successful performance	In the Directions of becoming ...	Baseline data
	Soc 7 A success because of its diversity.	In 2021, the Australian government also passed laws making indefinite detention of asylum seekers lawful in Australia in contravention of international law and defiance of the “rules based order”. Sources: Parliament of Australia, Asylum seekers and the Refugee Convention webpage and Migration Amendment Bill 2021; United Nations High Commissioner for Refugees 1951 Refugee Convention webpage; and Ben Doherty Guardian Australia 20 July 2021
	Soc 15 Confident of justice for all.	

Note: Baseline data, Targets, Indicators and Strategies in this section will expand in future issues of *Australia Together*, based on availability of data and on the input of Australians.

Governance 12 – Peace & security

Targets, Indicators & Strategies for the success of Our Governance		
Governance 12 – Peace & security		
Targets, Indicators & Strategies for successful performance	In the Directions of becoming ...	Baseline data
Australian involvement in military operations Gov12.01 Participation by Australian armed forces as combatants in military operations (other than genuine peacekeeping and humanitarian aid sanctioned by the United Nations) is zero unless Australia has been directly attacked or unless both houses of parliament agree in the majority that its security has been directly, demonstrably and imminently threatened.	Gov 12 A nation assured of enduring peace.	Between 1945 and 2021, Australian military forces participated no less than 10 military operations overseas, none of which were the result of a direct or indirect threat to Australia's security and only one of which could be justified on genuine humanitarian grounds (East Timor). Source: Wikipedia, List of Wars Involving Australia
	Gov 2 A nation knowing and affirming decency.	
	Gov 6 A world benchmark in leaders' conduct.	
	Gov 11 A just participant on the global stage.	
	Gov 13 A nation leading in empathy & global cohesion.	
	Soc 1 A safe home.	
Prohibition of weapons exports Gov12.02 By 2024, legislate to totally prohibit exports of any and all weapons and any military specific goods and technology (eg., ammunition, missiles, armoured vehicles, military vessels and enabling software, hardware and targeting systems) from Australia to any other country.	Gov 12 A nation assured of enduring peace.	In 2014, Australia led in the United Nations Security Council with the development of the Arms Trade Treaty and ratified this legally binding instrument. But in 2018 Australia earmarked the Middle East as a "priority market" in its Defence Export Strategy publicly pursuing weapons sales to Saudi Arabia and the United Arab Emirates (then making war and humanitarian crises in Yemen and breaching multiple international laws) in direct contravention of the 2014 Arms Trade Treaty which requires Australia to take into account the risk that arms exports will be used "to commit or facilitate acts of gender-based or serious acts of violence against women and children." Between 2018 and 2021 Defence Department approvals for export of weapons rose from \$1.5 billion to \$5 billion. Source: United Nations Arms Trade Treaty, Commonwealth Government Defence Export Strategy 2018
	Gov 2 A nation knowing and affirming decency.	
	Gov 6 A world benchmark in leaders' conduct.	
	Gov 9 A nation outlawing corporate greed & encouraging private sector ethics & community partnership.	
	Gov 11 A just participant on the global stage.	
	Gov 13 A nation leading in empathy & global cohesion.	
	Soc 1 A safe home.	
	Soc 15 Confident of justice for all.	

Targets, Indicators & Strategies for the success of Our Governance

Governance 12 – Peace & security

Targets, Indicators & Strategies for successful performance	In the Directions of becoming ...	Baseline data
<p>Prohibition of funding of public institutions and officials by foreign-owned or domestically owned/operated arms dealers or manufacturers</p> <p>Gov12.03</p> <p>By 2024, recognising the potential that donations, gifts and other in-kind favours from arms dealers, manufacturers and their agents will give rise to actions by government officials and public sector agents that are contrary to Australia's sovereign interests and national security, legislate to:</p> <ul style="list-style-type: none"> totally prohibit direct and indirect funding of all public institutions and government instrumentalities (including universities, government run cultural facilities, museums, memorials, and policy development/administrative/operational entities) by foreign owned or domestically owned/operated arms dealers or manufacturers and their agents or associates; prohibit any private entity (foreign or domestic) from qualifying for state or federal government contracts if they have received funding – either financial or in-kind, directly or indirectly – from foreign or domestically based arms dealers, manufacturers or their agents/associates at any time from the date of assent to the legislation onwards; prohibit donations to political parties and candidates/elected representatives in federal, state and local government by foreign or domestically 	<p>Gov 12 A nation assured of enduring peace.</p>	<p>In 2021, nothing in Australian statutes sufficiently prevented arms dealers, manufacturers and their agents from attempting to influence Australian officials in national security and related policy/contractual decisions through pecuniary and non-pecuniary donations, gifts and in-kind favours.</p>
	<p>Gov 5 Open, transparent & accountable in its governments & institutions.</p>	
	<p>Gov 6 A world benchmark in leaders' conduct.</p>	
	<p>Gov 7 Committed to public service independence & excellence.</p>	
	<p>Gov 8 Protected from undue sectional influence in elections.</p>	
	<p>Gov 9 A nation outlawing corporate greed & encouraging private sector ethics & community partnership.</p>	
	<p>Gov 11 A just participant on the global stage.</p>	

Targets, Indicators & Strategies for the success of Our Governance

Governance 12 – Peace & security

Targets, Indicators & Strategies for successful performance	In the Directions of becoming ...	Baseline data
<p>owned/based arms dealers, manufacturers or their agents; and</p> <ul style="list-style-type: none"> prohibit post-separation employment of elected members of state and federal parliament with consulting, lobbying or other corporate entities operating in association with arms dealers, manufacturers or their agents for a period of five years after relinquishing their elected office. 	<p>Gov 13 A nation leading in empathy & global cohesion.</p>	
	<p>Soc 1 A safe home.</p>	
<p>Top Priority Target/Strategy: Integrated Strategy for Defence, Diplomacy and Security Gov12.04</p> <p>By 2023, recognising that:</p> <ul style="list-style-type: none"> a strategy of over-reliance on expansion of defence for maintenance of an aggressive footing in international relations (rather than a genuinely defensive footing) is both insupportably expensive and ultimately futile for Australia, and that we are living through an era of both irreversible globalisation and superpower shifts (China rising, the West in relative decline and instability), and that Australia's national security is largely dependent on economic security which in turn is dependent on a positive relationship with China, and that because Australia's defence policy is set towards 	<p>Gov 12 A nation assured of enduring peace.</p>	<p>In 2019, the Australian National Outlook 2019 identified a direct connection between the incidence of fractious international relations and slow economic decline for Australia. They identified that:</p> <ul style="list-style-type: none"> in the case of fractious global relations: "National and protectionist rhetoric stalls global trade, economic growth slows, population increases and there is no firm action on climate change, resulting in a global average temperature rise of 4°C by 2100."; but on the other hand in the case of cooperative global relations: "Global trade and geopolitical tensions are more positive than they are today, populations increase, but at the low end of projections, and there is effective global action on climate change to limit
	<p>Gov 2 A nation knowing and affirming decency.</p>	
	<p>Gov 6 A world benchmark in leaders' conduct.</p>	

Targets, Indicators & Strategies for the success of Our Governance

Governance 12 – Peace & security

Targets, Indicators & Strategies for successful performance	In the Directions of becoming ...	Baseline data
<p>aggression in the Oceania region and our diplomatic stance and policies are likewise set towards hawkishness rather than peace and global collaboration, they are undermining not improving national security and the risk of war,</p> <p>develop a draft integrated defence, diplomacy and security strategy to ensure peace in our region based on acknowledgement of the following geopolitical realities for the 21st century:</p> <ul style="list-style-type: none"> that Australia's traditional allies of the USA and the UK cannot and should not be relied on to come to Australia's aid in the event of a military or economic threat from an external source; that Australia cannot expect that in the event of a global clash between superpowers (China, the USA, Russia) that Asian countries (eg., Japan and India) will side with Australia against China; that continuation of the post-WWII exclusive reliance on the USA alliance and the ANZUS Treaty now works against Australian security objectives wherever and whenever pursuit of the USA's objectives and interests undermines stability in the Oceania region; that the only feasible strategy for Australia in armed conflict is to avoid it entirely and that soft power resources – built steadily on the basis of ethical and cooperative behaviour by Australia in trade, climate change, human rights, humanitarian aid, 	<p>Gov 11 A just participant on the global stage.</p>	<p>global average temperature rises to 2°C by 2100.”</p> <p>In effect, the Australian National Outlook 2019 identified that up to the year 2060, the prospects for positive economic outcomes for Australia (GDP growth per capita) are halved in the event of fractious international relations.</p> <p>Source: NAB & CSIRO, Australian National Outlook, 2019</p>
	<p>Gov 13 A nation leading in empathy & global cohesion.</p>	<p>In 2020, Australia's relationship with its biggest trading partner, China, deteriorated significantly, resulting in the loss of between \$19 billion and \$40 billion in annual exports to China. But in 2021, Australia:</p> <ul style="list-style-type: none"> had no strategy in place either for restoring relations with China or restoring our reputation as a mature, respected collaborative, trading and research partner with other countries;
	<p>Soc 1 A safe home.</p>	<ul style="list-style-type: none"> in foreign policy, was stoking fractiousness with China, rather than developing policies to ensure that China's inevitable global ascendancy will work in Australia's favour;
	<p>Econ 9 Productive and prosperous through fair trade agreements.</p>	<ul style="list-style-type: none"> was over-reliant on expansion of defence and “hard power” hawkish stances that are provocative of war, and was under-reliant on diplomatic strategy and accumulation of “soft power” for prevention of war. <p>Source: Australian Community Futures Planning, The State of Australia in 2020, Episode 4 Part 2.</p>

Targets, Indicators & Strategies for the success of Our Governance

Governance 12 – Peace & security

Targets, Indicators & Strategies for successful performance	In the Directions of becoming ...	Baseline data
<p>observance of the rule of law, and just participation in global forums (the UN, WTO, WHO) – are therefore the only viable means (economically and strategically) by which Australia may secure its people and borders;</p> <p>and acknowledge that, given these new geopolitical realities, Australia cannot afford an approach to foreign relations in which strategies for defence and diplomacy are set to disable strategies for security, growth in national resilience, and peace. By 2024, establish a fully open program of community engagement on the draft integrated defence, diplomacy and security strategy, and incorporate feedback on the potential of the draft strategy to achieve the primary objectives of security, national resilience, economic prosperity and peace in our region.</p>		See Note ²⁵ for further baseline analysis and reference materials.

²⁵ In 2021, Australian attitudes to foreign policy and relations were mixed. While the Australian government promoted military build-up by reliance on “drums of war” rhetoric and claims that “[everyday Australians](#)” supported getting prepared for war (rather than getting prepared to avoid it), Australians themselves in the majority rejected confrontation, as evidenced by the fact that in the [Lowy Institute Poll 2021](#), “when asked about a military conflict between China and the United States, more than half the population (57%) said ‘Australia should remain neutral’” and the [Institute commented further that](#) “Australians do not want regional competition to slide into confrontation.” In the same Lowy Institute Poll, however, 75% of respondents said that “The United States would come to Australia’s defence if Australia was under threat,” implying a degree of complacency among Australians (in relation to pro-US foreign policy and its efficacy in the event of military threats) that was at odds with what several experienced diplomats, analysts and commentators saw as a necessary shift in strategic relationships in the Oceania region, due to the rise of China. Recommended policy shifts included those of:

- experienced diplomat [Geoff Raby](#) who said, “Strategic cooperation [with China and Asia] rather than US-led strategic competition with China offers not only the most constructive means by which to protect and advance Australia’s interests in the region, it is also the most realistic in view of China’s regional weight and influence. ... Diplomacy, after all, is the only instrument realistically available to ensure Australia’s security. Australia itself can never fund the military defence of the continent, nor can Australia confidently rely on other states to protect us. In the new world order, the safest premise on which to build security policy is that we are on our own. Diplomacy therefore should not be seen as a cost but as an investment in Australia’s future security.”; and
- the Australia Institute’s [Allan Behm](#) who said, “However Australia decides to address its relationship with China, it must be seen to be acting clearly in its own interests, and not as a US franchise.”

Targets, Indicators & Strategies for the success of Our Governance

Governance 12 – Peace & security

Targets, Indicators & Strategies for successful performance	In the Directions of becoming ...	Baseline data
<p>Development of the capacity of the Department of Foreign Affairs and Trade (DFAT) Gov12.05</p> <p>By 2023, dissolve the Australian Strategic Policy Institute (ASPI) and, after establishing an Integrated Strategy for Defence, Diplomacy and Security as per Gov12.04, commence a review of the capacity of DFAT to lead in oversight and implementation of the Integrated Strategy, including in policy setting for defence postures and international military relationships to ensure they are aligned with the overarching objectives of the Integrated Strategy for security, national resilience, economic prosperity and peace in our region.</p> <p>By 2024, develop a new workforce plan for DFAT to ensure it retains the capacity for foreign policy development and leadership in implementation of the Integrated Strategy for Defence, Diplomacy and Security.</p> <p>By 2024/25 ensure the new workforce plan is fully costed and funded.</p>	<p>Gov 12 A nation assured of enduring peace.</p>	<p>From around 2017 the Australian government's foreign policy capability was compromised in its independence, quality and objectives, in large part through the association of the Australian Strategic Policy Institute (ASPI) with foreign arms dealers and the adoption of aggressive and competitive (rather than collaborative) policies in relation to China by ASPI and security agencies such as ASIO.</p> <p>The rise of ASPI, headed by advisers who pushed Australia into the Iraq War, together with a significant diminution of policy capacity in DFAT contributed to what, by 2021, was acknowledged as "the biggest Australian foreign policy disaster in seventy years with the collapse of the relationship with China".</p> <p>By 2021, institutional arrangements for the development of Australian foreign policy focussed squarely on maintaining peace, cooperation and stability in the Oceania region had failed completely due to:</p> <ul style="list-style-type: none"> • inappropriate corporate influence in policy agencies, • an excess of confrontational tactics with China, and • insufficient independence in policy determinations – rising from ceding sovereignty to the US in multiple ways, eg., allowing American military installations in Australia, American command of
	<p>Gov 2 A nation knowing and affirming decency.</p>	
	<p>Gov 6 A world benchmark in leaders' conduct.</p>	
	<p>Gov 11 A just participant on the global stage.</p>	
	<p>Gov 13 A nation leading in empathy & global cohesion.</p>	
	<p>Soc 1 A safe home.</p>	

<i>Targets, Indicators & Strategies for the success of Our Governance</i>		
<i>Governance 12 – Peace & security</i>		
<i>Targets, Indicators & Strategies for successful performance</i>	<i>In the Directions of becoming ...</i>	<i>Baseline data</i>
	<p>Econ 9</p> <p>Productive and prosperous through fair trade agreements.</p>	<p>such facilities and decisions on initiation of nuclear attacks, and embedding interoperability in naval and other defence operations.</p> <p>See Note²⁶ for baseline reference materials.</p>

Note: Baseline data, Targets, Indicators and Strategies in this section will expand in future issues of *Australia Together*, based on availability of data and on the input of Australians.

²⁶ By 2020 and 2021, multiple experienced commentators and analysts in foreign relations, including former senior diplomats, had coalesced in their views that Australia had not fulfilled the ambitions of the Australia Government's [2017 Foreign Policy White Paper](#), and had instead dismantled the preferred strategy of that Paper which was based on engagement, constructive cooperation, and in the words of then Prime Minister Turnbull "mutual respect". See Geoff Raby, [China's Grand Strategy and Australia's Future in the New Global Order](#), Melbourne University Press 2020. Other examples include but are not limited to: David Brophy, Senior Lecturer in Modern Chinese History, University of Sydney, [Australia's China policy can't be based on paranoia or corporate interests — there is a better way](#), The Conversation 29 June 2021 and Bruce Haigh, [A sinking DFAT has given policy making over to ASPI](#)", Pearls and Irritations, 29 June 2021.

Governance 13 – Humanitarian effort

Targets, Indicators & Strategies for the success of Our Governance		
Governance 13 – Humanitarian effort		
Targets, Indicators & Strategies for successful performance	In the Directions of becoming ...	Baseline data
<p>Foreign aid Gov13.01</p> <p>The federal government cap placed on expenditure on foreign aid in 2017 is dispensed with and foreign aid from 2021/22 is restored to the 2014/15 level of \$5.04 billion and increased annually thereafter by at least the CPI.</p>	<p>Gov 13 A nation leading in empathy & global cohesion.</p>	<p>In 2017/18 the federal government capped foreign aid at \$4 billion until 2021/22. Source: Parliamentary Budget Office, 2019-20 Medium Term Fiscal Projections</p> <p>In 2019/20, federal budgeted expenditure for foreign aid was \$4.044 billion, down 20% from actual expenditure in 2014/15 of \$5.04 billion. Source: Australian Aid Tracker</p>
	<p>Gov 2 A nation knowing and affirming decency.</p>	
	<p>Gov 6 A world benchmark in leaders' conduct.</p>	
	<p>Gov 11 A just participant on the global stage.</p>	
	<p>Gov 12 A nation assured of enduring peace.</p>	
	<p>Soc 1 A safe home.</p>	
	<p>Soc 7 A success because of its diversity.</p>	
<p>Contribution to the Green Climate Fund under the Paris Agreement Gov 13.02</p> <p>By 2022, in accordance with initiatives under Env01.01, renew Australia's commitment under the Paris Agreement to the United Nations Green Climate Fund with a minimum pledge of \$4 billion – \$1 billion per annum from 2022 to 2025 – in addition to all other commitments to humanitarian aid and for developing nations.</p>	<p>Env 1 A leading global advocate for action on climate change.</p>	<p>In 2015, under the Paris Agreement, developed countries, including Australia, committed to mobilise US\$100 billion a year in climate finance by 2020. Of this, US\$20 billion has been formally pledged to the United Nations Green Climate Fund.</p> <p>From 2014 Australia committed more than \$1 billion to the fund but in 2018, Prime Minister Scott Morrison announced over talkback radio that Australia would no longer "tip money into that big climate fund".</p> <p>Australia has diverted some \$500 million to Pacific Island countries but has not renewed its commitment to the Green Climate Fund. Source: Jonathan Pickering and Paul Mitchell, DEVPOLICYBLOG, Crawford School of Public Policy, Australian National University, 30 November 2020</p> <p>In 2021, the USA doubled its commitment to the Green Climate Fund and the Climate Council in Australia recommended that Australia accordingly increase its pledge</p>
	<p>Gov 13 A nation leading in empathy & global cohesion.</p>	
	<p>Gov 2 A nation knowing and affirming decency.</p>	
	<p>Gov 6 A world benchmark in leaders' conduct.</p>	
	<p>Gov 11 A just participant on the global stage.</p>	
	<p>Gov 12 A nation assured of enduring peace.</p>	
	<p>Soc 1 A safe home.</p>	
	<p>Econ 4 A nation fairly raising and sharing its wealth.</p>	
	<p>Env 1 A leading global advocate for action on climate change.</p>	
	<p>Env 2 A net zero emissions nation.</p>	
	<p>Env 3 A proactive planner of climate change adaptation.</p>	
	<p>Env 4 A nation that puts the environment before unsustainable consumption.</p>	

Targets, Indicators & Strategies for the success of Our Governance

Governance 13 – Humanitarian effort

Targets, Indicators & Strategies for successful performance	In the Directions of becoming ...	Baseline data
		and “provide at least AU\$3 billion over 2021-2025 towards the shared international goal of providing US\$100 billion a year.” Source: Climate Council, From Paris to Glasgow: A world on the move, October 2021.

Note: Baseline data, Targets, Indicators and Strategies in this section will expand in future issues of **Australia Together**, based on availability of data and on the input of Australians.

Chapter 9 – Top Priority Targets and Strategies for the 2020s

Now that we have articulated a Vision, a road map towards it, and just how far we wish to go in the next 10 to 30 years, it is important to make sure we maximise our chances of getting there. This will require development and integration of Targets/Strategies which focus on resolving the twenty most critical issues that have been identified as those that must be solved before 2030.

ACFP's seven-part videocast series on [The State of Australia in 2020](#) sets out those top twenty issues. All episodes are available on [YouTube](#). Use the Episode Guide below to examine data relevant to each issue:

[Episode 1](#) – an introduction to the top twenty issues affecting Australia in 2020.

[Episode 2](#) – on our growing inequality, poverty, hunger and homelessness, the loss of the fair go for all, racial and religious conflict and exclusion of Aboriginal and Torres Strait Islanders.

[Episode 3](#) – on our Constitution, loss of rights and saving our democracy. This episode sets out how long-term planning can save our democracy from short-sighted political platforms.

[Episode 4 Part 1](#) – on unethical governance.

[Episode 4 Part 2](#) – on fractious international relations.

[Episode 4 Part 3](#) – on corporate irresponsibility.

[Episode 5](#) – on our declining economy and how we might save it.

[Episode 6 Part 1](#) – on the loss of biodiversity.

[Episode 6 Part 2](#) – on climate policy failure and how to fix it by global leadership.

[Episode 7](#) – on the decline of our health, education, social cohesion and our increasing unhappiness with the direction of Australia. This last episode includes an introduction to how National Integrated Planning & Reporting can be used by time-poor Australians to increase the chances of making their preferred vision of the future a reality.



Because the datapoints that have been set out in *The State of Australia in 2020* on these twenty critical issues function to pinpoint some of our biggest weaknesses as a nation in 2020, they also function as the basis for some of the most ambitious Targets in *Australia Together* and they demand the most ambitious Strategies. These Strategies will be assembled over time and monitored for their effectiveness, their ongoing relevance, and the degree to which they may or may not have been implemented, amended or ignored by governments.

As each Strategy is isolated, it will be loaded into the list below which relates the Strategy to the issues it should address and to the Target or Targets it can help us meet. This is a work in progress, not a map cast in stone. Gradually, the blanks will be filled and confidence in Strategies will increase. As resources permit, Community input will be sought as per the [Community Engagement Program for Australia Together](#).

Targets for and Strategies responding to the top twenty issues

In our Society

- **Constitutional recognition of First Nations**
- **Re-introduction of fee-free tertiary education**
- **Reverse public school underfunding and private school overfunding**
- **Universal access to free childcare**
- **End domestic violence by restoring funding for shelters and support services enabling 100% of women threatened by domestic violence to escape to safety**
- **Aged Care Royal Commission – Implementation of Recommendations: New independent and accountable institutional arrangements**
- **Sovereign Capability Strategy for National Resilience in Global Crises**

<i>A focus on priority Targets/Strategies of ...</i>	<i>... will assist Australia to become ...</i>	<i>... and will contribute to resolution of priority issues of ...</i>
<p>Constitutional recognition of First Nations Soc02.01 By 2025, as an essential and defining part of nation-wide community engagement for a new Constitution under Gov04.01 and in accordance with the spirit and letter of the Uluru Statement From the Heart:</p> <ul style="list-style-type: none"> • establish the formal sovereignty of Aboriginal and Torres Strait Islander peoples so that it coexists with the sovereignty of the Crown; • acknowledge and then celebrate this coexistence as a fuller expression of Australia's nationhood; and • ensure Constitutional reforms are secured to empower First Nations to take a rightful place in their own country. <p>Preparatory to the Constitutional Convention, provide a mechanism for truth-telling about the history of Aboriginal and Torres Strait Islanders and the impact of colonisation on their civilization, their ancient connection with the land and ancestors, and their relationship with non-Indigenous Australians.</p>	<p>Soc 2 A land with an Indigenous heart.</p>	<ul style="list-style-type: none"> • Growing inequality • Growing poverty, homelessness and hunger • Loss of the fair go for all • Growth in racial and religious conflict • Indigenous exclusion • An outmoded and failing Constitution • Loss of rights, open governance and transparency • Declining quality of life and social cohesion
	<p>Soc 3 Inclusive, welcoming & enabling.</p>	
	<p>Soc 4 A place of optimal health and wellbeing.</p>	
	<p>Soc 6 A society of equals.</p>	
	<p>Soc 7 A success because of its diversity.</p>	
	<p>Soc 15 Confident of justice for all.</p>	
	<p>Gov 2 A nation knowing and affirming decency.</p>	
	<p>Gov 3 A nation with avowed rights for all.</p>	
	<p>Gov 4 A free, self-governing, modern nation.</p>	

<i>A focus on priority Targets/Strategies of ...</i>	<i>... will assist Australia to become ...</i>	<i>... and will contribute to resolution of priority issues of ...</i>
<p>Re-introduction of fee-free tertiary education Soc05.01 By 2026, tertiary education, (university, technical and vocational) is fee-free for all Australians aged over 18, securely funded by a legislated floor in expenditure on tertiary education as a proportion of GDP – a floor which ramps up federal tertiary education funding from its baseline of 0.6% of GDP in 2018/19 to at least 1.2% of GDP by 2030. Thereafter, 5-yearly reviews of funding adequacy should be required to ensure full coverage of places and indexation of places to population growth.</p>	Soc 5 A model of educational opportunity.	<ul style="list-style-type: none"> • Growing inequality • Loss of the fair go for all • Growth in racial and religious conflict • Indigenous exclusion • Declining participation in democracy • Unethical governance • Environmental decline • Climate policy failure and steps to avoid climate • Declining educational attainment • Declining quality of life and loss of social cohesion • Declining wellbeing and happiness
	Soc 4 A place of optimal health and wellbeing.	
	Soc 6 A society of equals.	
	Econ 1 A model of transition from excessive consumption to sustainability.	
	Econ 2 A model of employment planning & justice in industry transition.	
	Econ 3 A country where economic opportunity, growth & prosperity are equitably shared & living standards improve continuously for all.	
	Econ 4 A nation fairly raising and sharing its wealth.	
	Econ 6 An economy with competitive & profitable public participation.	
	Econ 7 A collaborative intelligent nation.	
<p>Reverse public school underfunding and private school overfunding Soc05.02.01 By 2024, recognising that:</p> <p>a) government schools enrol more than two-thirds of children and over 80% of the nation's disadvantaged children, and that</p> <p>b) between 2009 and 2019 government funding per private school student increased by 22.4% compared to only 2.4% for public schools; and that</p>	Soc 5 A model of educational opportunity.	<ul style="list-style-type: none"> • Growing inequality • Growing poverty, homelessness and hunger • Loss of the fair go for all • Growth in racial and religious conflict • Indigenous exclusion • Declining participation in democracy • Unethical governance • Economic decline • Declining health and safety at home • Declining educational attainment • Declining quality of life and loss of social cohesion
	Soc 2 A land with an Indigenous heart.	
	Soc 3 Inclusive, welcoming & enabling.	
	Soc 6 A society of equals.	
	Soc 7 A success because of its diversity.	
	Econ 3 A country where economic opportunity, growth & prosperity are equitably shared & living standards improve continuously for all.	
	Econ 4 A nation fairly raising and sharing its wealth.	
	Gov 2 A nation knowing and affirming decency.	

<i>A focus on priority Targets/Strategies of ...</i>	<i>... will assist Australia to become ...</i>	<i>... and will contribute to resolution of priority issues of ...</i>																
<p>c) taxpayers should not fund luxury levels of education for private school students,</p> <p>ensure that:</p> <p>1. total federal and state funding for non-government schools and government schools is redistributed so that the proportion of taxpayer funding for the government system, is as a minimum, commensurate with the proportion of students within the government schools and that,</p> <p>2. between 2024 and 2030, consistent with recognitions a), b) and c) above:</p> <ul style="list-style-type: none">government schools are all funded at >110% of their Schooling Resource Standard; andprivate schools are all funded at <90% of their Schooling Resource Standard. <p>Review the equity of the funding situation in 2030.</p>	<p>Gov 3 A nation with avowed rights for all.</p>	<ul style="list-style-type: none">Declining wellbeing and happiness																
<p>Universal access to free childcare Soc11.01 By 2024, establish universal access to free childcare for all children under school age as follows:</p> <ul style="list-style-type: none">for those children with working parents/carers – full coverage for those days on which both parents/carers are working;for those children 3 and 4 years old with a parent who is not working – full coverage for three days per week; and	<table><tr><td>Soc 11</td><td>A land without child disadvantage.</td></tr><tr><td>Soc 2</td><td>A land with an Indigenous heart.</td></tr><tr><td>Soc 3</td><td>Inclusive, welcoming & enabling.</td></tr><tr><td>Soc 4</td><td>A place of optimal health and wellbeing.</td></tr><tr><td>Soc 5</td><td>A model of educational opportunity.</td></tr><tr><td>Soc 6</td><td>A society of equals.</td></tr><tr><td>Soc 8</td><td>A success because of gender equality.</td></tr><tr><td>Soc 10</td><td>A place of supportive familial & other connections & without domestic abuse.</td></tr></table>	Soc 11	A land without child disadvantage.	Soc 2	A land with an Indigenous heart.	Soc 3	Inclusive, welcoming & enabling.	Soc 4	A place of optimal health and wellbeing.	Soc 5	A model of educational opportunity.	Soc 6	A society of equals.	Soc 8	A success because of gender equality.	Soc 10	A place of supportive familial & other connections & without domestic abuse.	<ul style="list-style-type: none">Growing inequalityGrowing poverty, homelessness and hungerLoss of the fair go for allGrowth in racial and religious conflictIndigenous exclusionEconomic declineLost public ownershipDeclining health and safety at homeDeclining educational attainmentDeclining quality of life and loss of social cohesion
Soc 11	A land without child disadvantage.																	
Soc 2	A land with an Indigenous heart.																	
Soc 3	Inclusive, welcoming & enabling.																	
Soc 4	A place of optimal health and wellbeing.																	
Soc 5	A model of educational opportunity.																	
Soc 6	A society of equals.																	
Soc 8	A success because of gender equality.																	
Soc 10	A place of supportive familial & other connections & without domestic abuse.																	

<i>A focus on priority Targets/Strategies of ...</i>	<i>... will assist Australia to become ...</i>	<i>... and will contribute to resolution of priority issues of ...</i>
for those children 2 years old with a parent who is not working – full coverage for one day per week.	<div>Econ 2</div> <div>Econ 3</div> <div>Econ 4</div>	<ul style="list-style-type: none"> Declining wellbeing and happiness
<p>End domestic violence by restoring funding for shelters and support services enabling 100% of women threatened by domestic violence to escape to safety Soc10.05 By 2022, and until such time as a structure can be established for determination of priority federal budget expenditure under Econ04.02.02, establish a floor increase in annual federal funding allocations for domestic violence shelters, starting from a position of restoring federal funding to pre-2012 levels (effectively double what they were reduced to by 2020).</p> <p>Ensure the floor increase on the restored annual funding (which should be at least \$160 million) is maintained at a minimum of 5% per annum and guaranteed until 2030.</p> <p>Ensure state funding is set to make up any shortfall such that no women at all are turned away from domestic violence shelters or other accommodation for the homeless.</p>	<div>Soc 10</div> <div>Soc 1</div> <div>Soc 2</div> <div>Soc 3</div> <div>Soc 4</div> <div>Soc 6</div> <div>Soc 8</div> <div>Soc 9</div> <div>Soc 11</div> <div>Soc 14</div> <div>Econ 3</div> <div>Econ 4</div> <div>Gov 2</div> <div>Gov 3</div>	<ul style="list-style-type: none"> Growing inequality Growing poverty, homelessness and hunger Loss of the fair go for all Indigenous exclusion Economic decline Declining health and safety at home Declining educational attainment Declining quality of life and loss of social cohesion Declining wellbeing and happiness
<p>Top Priority Target/Strategy: Aged Care Royal Commission – Implementation of Recommendations: New</p>	<div>Soc 12</div> <div>Soc 1</div> <div>Soc 2</div>	<ul style="list-style-type: none"> Growing inequality Growing poverty, homelessness and hunger Loss of the fair go for all

<i>A focus on priority Targets/Strategies of ...</i>	<i>... will assist Australia to become ...</i>			<i>... and will contribute to resolution of priority issues of ...</i>
independent and accountable institutional arrangements Soc12.03.01 By 1 July 2023, recognising that: <ul style="list-style-type: none">acceptance of Commissioner Briggs’ recommendation on maintaining institutional arrangements for aged care within a politicised Ministerial framework would be more likely to perpetuate the failures exhibited in aged care, and thatother recommendations were accepted by the government which do nothing to increase the accountability of service providers for proper use of taxpayer funding, legislate to implement Commissioner Pagone’s recommendation that an Australian Aged Care Commission should be established under the new Act as corporate Commonwealth entity within the meaning of the <i>Public Governance, Performance and Accountability Act 2013</i> (Cth), with all functions and accountabilities as specified within Commissioner Pagone’s recommendation.	Soc	3	Inclusive, welcoming & enabling.	<ul style="list-style-type: none">Growth in racial and religious conflictIndigenous exclusionLoss of rights, open governance and transparencyUnethical governanceCorporate irresponsibilityEconomic declineLost public ownershipDeclining health and safety at homeDeclining quality of life and loss of social cohesionDeclining wellbeing and happiness
	Soc	4	A place of optimal health and wellbeing.	
	Soc	6	A society of equals.	
	Soc	9	A land without homelessness and with decent affordable housing for all.	
	Soc	10	A place of supportive familial & other connections & without domestic abuse.	
	Econ	1	A model of transition from excessive consumption to sustainability.	
	Econ	2	A model of employment planning & justice in industry transition.	
	Econ	3	A country where economic opportunity, growth & prosperity are equitably shared & living standards improve continuously for all.	
	Econ	4	A nation fairly raising and sharing its wealth.	
	Econ	5	A strong regulator of fairness in markets creating confidence for investors.	
	Econ	6	An economy with competitive & profitable public participation.	
	Gov	2	A nation knowing and affirming decency.	
	Gov	3	A nation with avowed rights for all.	
	Gov	5	Open, transparent & accountable in its governments & institutions.	
	Gov	6	A world benchmark in leaders’ conduct.	
	Gov	7	Committed to public service independence & excellence.	
	Gov	9	A nation outlawing corporate greed & encouraging private sector ethics & community partnership.	

<i>A focus on priority Targets/Strategies of ...</i>	<i>... will assist Australia to become ...</i>	<i>... and will contribute to resolution of priority issues of ...</i>
<p>Sovereign Capability Strategy for National Resilience in Global Crises Soc16.01</p> <p>By 2023, develop a draft comprehensive strategy to build “sovereign capability” in areas of economic activity and human capital necessary to ensure Australia is prepared for global crises arising from climate change, pandemics, global economic downturns and wars, the overall objective being to ensure Australia can scale up to provide security for Australians in times of crisis by establishing:</p> <ul style="list-style-type: none"> • manufacturing capability in critical medicines and PPE; • minimum stocking levels for imported medical supplies and fuels; • scale-up capacity for emergency facilities, hospitals and quarantine; • a skilled and experienced workforce in both crisis prevention and response, underpinned by expanded and internationally collaborative research and development capability and elevated diplomacy programs; • Australian ownership and/or control over critical capabilities; • public ownership and control of vital resources including water and power transmission; and • risk minimisation and response programs for disruptions in foreign trade. <p>By 2024, undertake widespread community engagement on the draft Sovereign Capability Strategy and the funding required.</p> <p>By 2025, finalise the Strategy and embed the necessary</p>	<p>Soc 16 A society prepared and resilient in times of disaster.</p>	<ul style="list-style-type: none"> • Growing inequality • Growing poverty, homelessness and hunger • Loss of the fair go for all • Growth in racial and religious conflict • Unethical governance • Fractious international relations • Corporate irresponsibility • Economic decline • Lost public ownership • Inertia in transition to decarbonisation • Environmental decline • Climate policy failure • Declining health and safety at home • Declining educational attainment
	<p>Soc 1 A safe home.</p>	
	<p>Soc 4 A place of optimal health and wellbeing.</p>	
	<p>Soc 5 A model of educational opportunity.</p>	
	<p>Env 1 A leading global advocate for action on climate change.</p>	
	<p>Env 5 An environmentally educated community.</p>	
	<p>Env 6 A renewable energy superpower.</p>	
	<p>Econ 1 A model of transition from excessive consumption to sustainability.</p>	
	<p>Econ 7 A collaborative intelligent nation.</p>	
	<p>Econ 9 Productive and prosperous through fair trade agreements.</p>	
	<p>Gov 6 A world benchmark in leaders' conduct.</p>	
	<p>Gov 11 A just participant on the global stage.</p>	
	<p>Gov 12 A nation assured of enduring peace.</p>	
	<p>Gov 13 A nation leading in empathy & global cohesion.</p>	

<i>A focus on priority Targets/Strategies of ...</i>	<i>... will assist Australia to become ...</i>	<i>... and will contribute to resolution of priority issues of ...</i>
funding in federal, state, and local government budgets.		

- **Achievement of net zero carbon emissions within a carbon budget that will maximise chances of limiting global heating to 1.5° Celsius**
- **Legislated program to increase GDP and returns to landholders and mitigate climate change by increasing native forestry cover and restoring degraded ecosystems**
- **National Electricity Market system investment and security**
- **Reintroduction of a National Renewable Energy Target**
- **National Climate Change Prevention, Mitigation and Adaptation Commission**

<i>A focus on priority Targets/Strategies of ...</i>	<i>... will assist Australia to become ...</i>	<i>... and will contribute to resolution of priority issues of ...</i>
<p>Achievement of net zero carbon emissions within a carbon budget that will maximise chances of limiting global heating to 1.5° Celsius Env02.01</p> <p>By 2022, adopt a maximum carbon emissions budget for total emissions from domestic sources of 3.53 billion tonnes and acknowledge that emissions beyond this budget will result in Australia disproportionately contributing to heating of the earth by more than 1.5° Celsius above pre-Industrial levels and consequent unaffordable economic loss for Australia. Env02.01.01</p> <p>By 2022, adopt a carbon emissions reduction interim target 79% reduction by 2030 on annual emissions in 2019 (Australia's domestic emissions in 2019 were 532 million tonnes), to be achieved by annual tonnage emission load reductions of at least 55 million tonnes, year-on-year, in order to avoid exceeding the 3.53 billion tonne emissions budget. Env02.01.02</p> <p>By 2033, achieve net zero CO₂-e emissions to ensure the adopted carbon budget (3.53 billion tonnes) is not exceeded.</p>	<p>Env 2 A net zero emissions nation.</p>	<ul style="list-style-type: none"> • Growing inequality • Corporate irresponsibility • Economic decline • Inertia in transition to decarbonisation • Environmental decline • Climate policy failure • Declining health and safety at home • Declining wellbeing and happiness
	<p>Env 1 A leading global advocate for action on climate change.</p>	
	<p>Env 4 A nation that puts the environment before unsustainable consumption.</p>	
	<p>Env 6 A renewable energy superpower.</p>	
	<p>Env 7 Efficiently connected through low emissions transport.</p>	
	<p>Env 8 Environmentally and economically sustainable in agriculture.</p>	
	<p>Env 9 Confident of safety and security of its water supplies.</p>	
	<p>Env 10 A biodiversity haven.</p>	
	<p>Env 11 A replanted and reforested land.</p>	
	<p>Env 12 A protector of scarce resources.</p>	
	<p>Env 14 A pollution free biosphere.</p>	
	<p>Env 15 A marine wildlife haven.</p>	
	<p>Econ 1 A model of transition from excessive consumption to sustainability.</p>	
	<p>Econ 2 A model of employment planning & justice in industry transition.</p>	
	<p>Econ 3 A country where economic opportunity, growth & prosperity are equitably shared & living standards improve continuously for all.</p>	

<i>A focus on priority Targets/Strategies of ...</i>	<i>... will assist Australia to become ...</i>	<i>... and will contribute to resolution of priority issues of ...</i>
	Econ 4 A nation fairly raising and sharing its wealth.	
<p>Legislated program to increase GDP and returns to landholders and mitigate climate change by increasing native forestry cover and restoring degraded ecosystems Env11.01</p> <p>By 2022, prohibit, by legislation, net losses of forest cover on a state by state (and territory) basis.</p> <p>By 2023, adopt by legislation a goal of increasing forest cover and environmental plantings sufficient to sequester a minimum of 260MtCO₂-e by 2033 (allowing Australia notionally to reach net zero emissions in that year).</p> <p>By 2025, revise and adjust forest cover and environmental plantings targets upwards to any extent necessary to achieve net zero carbon emissions by 2033.</p> <p>By 2025, report on the feasibility of increasing forest and plantings cover beyond that necessary to achieve net zero emissions by 2033 such that surplus credits can be sold to other countries.</p>	Env 11 A replanted and reforested land.	<ul style="list-style-type: none"> • Growing inequality • Loss of the fair go for all • Corporate irresponsibility • Economic decline • Inertia in transition to decarbonisation • Environmental decline • Climate policy failure • Declining quality of life and loss of social cohesion • Declining wellbeing and happiness
	Env 1 A leading global advocate for action on climate change.	
	Env 2 A net zero emissions nation.	
	Env 3 A proactive planner of climate change adaptation.	
	Env 4 A nation that puts the environment before unsustainable consumption.	
	Env 8 Environmentally and economically sustainable in agriculture.	
	Env 9 Confident of safety and security of its water supplies.	
	Env 10 A biodiversity haven.	
	Env 12 A protector of scarce resources.	
	Env 14 A pollution free biosphere.	
	Env 19 A land of thriving self-supporting regions.	
	Soc 4 A place of optimal health and wellbeing.	
	Econ 1 A model of transition from excessive consumption to sustainability.	
	Econ 3 A country where economic opportunity, growth & prosperity are equitably shared & living standards improve continuously for all.	
	Econ 6 An economy with competitive & profitable public participation.	
	Econ 9 Productive and prosperous through fair trade agreements.	
<p>National Electricity Market system investment and security Env06.02</p>	Env 6 A renewable energy superpower.	<ul style="list-style-type: none"> • Growing inequality • Corporate irresponsibility • Economic decline • Lost public ownership
	Env 1 A leading global advocate for action on climate change.	

<i>A focus on priority Targets/Strategies of ...</i>	<i>... will assist Australia to become ...</i>	<i>... and will contribute to resolution of priority issues of ...</i>
<p>By 2023, recognising that consumer-led and technology-led transitions in energy use and supply will occur in the midst of aggressive global decarbonisation, and that necessary investment in transmission is beyond the appetite and capability of the private sector, establish a fully government-owned corporate Commonwealth entity, the Australian Renewable Electricity Investment & Security Corporation, to:</p> <ul style="list-style-type: none"> rebuild and modernise the electricity grid, establish renewable energy zone infrastructure as set out in the AEMO Integrated System Plan 2020 (as revised from time to time), make arrangements as needed with private sector contractors for delivery of infrastructure works, and borrow and invest for purposes of electricity security and for purposes of ensuring all net returns to the public. 	<p>Env 2 A net zero emissions nation.</p>	<ul style="list-style-type: none"> Inertia in transition to decarbonisation Environmental decline Climate policy failure Declining health and safety at home Declining wellbeing and happiness
	<p>Env 3 A proactive planner of climate change adaptation.</p>	
	<p>Env 4 A nation that puts the environment before unsustainable consumption.</p>	
	<p>Env 12 A protector of scarce resources.</p>	
	<p>Env 14 A pollution free biosphere.</p>	
	<p>Econ 1 A model of transition from excessive consumption to sustainability.</p>	
	<p>Econ 2 A model of employment planning & justice in industry transition.</p>	
	<p>Econ 3 A country where economic opportunity, growth & prosperity are equitably shared & living standards improve continuously for all.</p>	
	<p>Econ 4 A nation fairly raising and sharing its wealth.</p>	
	<p>Econ 5 A strong regulator of fairness in markets creating confidence for investors.</p>	
	<p>Econ 6 An economy with competitive & profitable public participation.</p>	
	<p>Econ 7 A collaborative intelligent nation.</p>	
	<p>Gov 7 Committed to public service independence & excellence.</p>	
	<p>Gov 9 A nation outlawing corporate greed & encouraging private sector ethics & community partnership.</p>	
	<p>Gov 11 A just participant on the global stage.</p>	
	<p>Soc 1 A safe home.</p>	
<p>Reintroduction of a National Renewable Energy Target Env06.03</p>	<p>Env 6 A renewable energy superpower.</p>	<ul style="list-style-type: none"> Growing inequality Growing poverty, homelessness and hunger
	<p>Env 2 A net zero emissions nation.</p>	

<i>A focus on priority Targets/Strategies of ...</i>	<i>... will assist Australia to become ...</i>	<i>... and will contribute to resolution of priority issues of ...</i>
<p>By 2023, recognising that job growth in fossil fuels is set to decline and that job growth in renewable energy requires policy settings that signal a future for renewables, legislate to renew the Renewable Energy Target (RET), setting it at a minimum of 100% for the nation by 2030, and support the new RET by re-introducing a price on carbon as per Econ01.08.</p>	<p>Env 3 A proactive planner of climate change adaptation.</p>	<ul style="list-style-type: none"> • Loss of the fair go for all • Unethical governance • Fractious international relations • Corporate irresponsibility • Economic decline • Inertia in transition to decarbonisation • Environmental decline • Climate policy failure • Declining health and safety at home • Declining wellbeing and happiness
	<p>Env 4 A nation that puts the environment before unsustainable consumption.</p>	
	<p>Env 7 Efficiently connected through low emissions transport.</p>	
	<p>Env 8 Environmentally and economically sustainable in agriculture.</p>	
	<p>Env 12 A protector of scarce resources.</p>	
	<p>Env 14 A pollution free biosphere.</p>	
	<p>Env 16 A producer of zero waste.</p>	
	<p>Env 19 A land of thriving self-supporting regions.</p>	
	<p>Soc 1 A safe home.</p>	
	<p>Soc 4 A place of optimal health and wellbeing.</p>	
	<p>Soc 16 A society prepared and resilient in times of disaster.</p>	
	<p>Econ 1 A model of transition from excessive consumption to sustainability.</p>	
	<p>Econ 2 A model of employment planning & justice in industry transition.</p>	
	<p>Econ 5 A strong regulator of fairness in markets creating confidence for investors.</p>	
	<p>Econ 7 A collaborative intelligent nation.</p>	
	<p>Econ 9 Productive and prosperous through fair trade agreements.</p>	
	<p>Gov 6 A world benchmark in leaders' conduct.</p>	
	<p>Gov 9 A nation outlawing corporate greed & encouraging private sector ethics & community partnership.</p>	
	<p>Gov 11 A just participant on the global stage.</p>	

<i>A focus on priority Targets/Strategies of ...</i>	<i>... will assist Australia to become ...</i>	<i>... and will contribute to resolution of priority issues of ...</i>
<p>National Climate Change Prevention, Mitigation and Adaptation Commission Env03.01</p> <p>By 2022 – recognising that necessity for a detailed risk assessment of potential impacts of climate change on Australia and the need for a fully detailed, costed and funded national prevention, mitigation and adaptation plan, complete with regulatory enforcement protocols – legislate to establish an independent National Climate Change Prevention, Mitigation and Adaptation Commission responsible for:</p> <ul style="list-style-type: none"> development of comprehensive risk assessments for climate change; development of national climate change prevention, mitigation and adaptation plans that align with targets for temperature caps and emissions reductions as per Env01.01 and Env02.01; integration of such plans with other related plans and strategies for managing climate change and its impacts; and reports to Parliament on progress against those plans; <p>and ensure alignment of any plans for climate change prevention, mitigation and adaptation with the objectives of all other related strategies in this plan including, in particular, Soc16.01.</p>	<p>Env 3 A proactive planner of climate change adaptation.</p>	<ul style="list-style-type: none"> Growing inequality Growing poverty, homelessness and hunger Loss of the fair go for all Unethical governance Fractious international relations Corporate irresponsibility Economic decline Inertia in transition to decarbonisation Environmental decline Climate policy failure Declining health and safety at home Declining quality of life and loss of social cohesion Declining wellbeing and happiness
	<p>Env 1 A leading global advocate for action on climate change.</p>	
	<p>Env 2 A net zero emissions nation.</p>	
	<p>Env 6 A renewable energy superpower.</p>	
	<p>Env 7 Efficiently connected through low emissions transport.</p>	
	<p>Env 8 Environmentally and economically sustainable in agriculture.</p>	
	<p>Env 9 Confident of safety and security of its water supplies.</p>	
	<p>Env 10 A biodiversity haven.</p>	
	<p>Env 11 A replanted and reforested land.</p>	
	<p>Env 12 A protector of scarce resources.</p>	
	<p>Env 14 A pollution free biosphere.</p>	
	<p>Env 15 A marine wildlife haven.</p>	
	<p>Env 19 A land of thriving self-supporting regions.</p>	
	<p>Soc 1 A safe home.</p>	
	<p>Soc 4 A place of optimal health and wellbeing.</p>	
	<p>Soc 16 A society prepared and resilient in times of disaster.</p>	
	<p>Econ 1 A model of transition from excessive consumption to sustainability.</p>	
	<p>Econ 2 A model of employment planning & justice in industry transition.</p>	
	<p>Econ 5 A strong regulator of fairness in markets creating confidence for investors.</p>	
	<p>Gov 6 A world benchmark in leaders' conduct.</p>	
	<p>Gov 7 Committed to public service independence & excellence.</p>	
	<p>Gov 9 A nation outlawing corporate greed &</p>	

<i>A focus on priority Targets/Strategies of ...</i>	<i>... will assist Australia to become ...</i>	<i>... and will contribute to resolution of priority issues of ...</i>
	encouraging private sector ethics & community partnership.	
	Gov 11 A just participant on the global stage.	
	Gov 12 A nation assured of enduring peace.	

- **National plan for full employment supported by a social wage**
- **Establishment of an accord on wealth, welfare and wellbeing**
- **Community engagement on national budget priorities**
- **Establishment of the Community Australia Bank**
- **Restoration of a fair and progressive taxation system**
- **Increasing government sector participation in the economy by a program of expansion of public sector employment in health, welfare, education, housing, conservation and land care, renewable energy, buildings efficiency and transport**
- **Revocation of policies restricting government sector participation in Australia's economy**
- **Program for recovery of ownership and operation of government trading enterprises**
- **National Competition Policy review**
- **National Economic Transitions Commission**
- **Economic composition and transformations – Carbon credits market development & a Carbon in the Land and Sea Finance and Trading Corporation**
- **Reintroduction of a price on carbon**
- **Integrated & Funded Program for Meeting Australia's Commitments to the United Nations Sustainable Development Goals (UNSDGs)**

<i>A focus on priority Targets/Strategies of ...</i>	<i>... will assist Australia to become ...</i>	<i>... and will contribute to resolution of priority issues of ...</i>
<p>National plan for full employment supported by a social wage Econ02.04 By 2022, in association with processes for development of an accord on wealth, welfare and wellbeing (see Econ04.02), the federal government convenes a process of joint development of a draft plan to re-structure the competitive mix of industries and labour market policies supporting Australia's economy to achieve full employment by 2025 (where full employment is defined consistent with Econ02.02).</p> <p>By 2023, nation-wide community engagement on the draft national plan is to be completed.</p> <p>By 2023, a national full employment plan, consistent with community agreements in an accord on wealth, welfare and wellbeing, is adopted.</p> <p>By 2023, federal, state, territory, and local governments develop</p>	<p>Econ 2 A model of employment planning & justice in industry transition.</p>	<ul style="list-style-type: none"> • Growing inequality • Growing poverty, homelessness and hunger • Loss of the fair go for all • Indigenous exclusion • Corporate irresponsibility • Economic decline • Lost public ownership • Inertia in transition to decarbonisation • Environmental decline • Climate policy failure • Declining health and safety at home • Declining educational attainment • Declining quality of life and loss of social cohesion • Declining wellbeing and happiness
	<p>Econ 1 A model of transition from excessive consumption to sustainability.</p>	
	<p>Econ 3 A country where economic opportunity, growth & prosperity are equitably shared & living standards improve continuously for all.</p>	
	<p>Econ 4 A nation fairly raising and sharing its wealth.</p>	
	<p>Econ 5 A strong regulator of fairness in markets creating confidence for investors.</p>	
	<p>Econ 6 An economy with competitive & profitable public participation.</p>	
	<p>Soc 3 Inclusive, welcoming & enabling.</p>	
	<p>Soc 4 A place of optimal health and wellbeing.</p>	
	<p>Soc 6 A society of equals.</p>	

<i>A focus on priority Targets/Strategies of ...</i>	<i>... will assist Australia to become ...</i>	<i>... and will contribute to resolution of priority issues of ...</i>
implementation plans consistent with the adopted national plan. By 2025, achieve full and productive work for all Australians.		
Establishment of an accord on wealth, welfare and wellbeing Econ04.02 By 2022, the federal government convenes a process of joint development with community delegates of a draft policy of commitment to the welfare of all Australians that is designed to protect and promote the economic and social wellbeing of all citizens by adherence to principles of equality of opportunity, equitable distribution of national wealth and public responsibility for those unable to avail themselves of the minimum provisions for a dignified life. By 2023, nation-wide community engagement on the commitment is to be completed. By 2024, a legislative and policy review is to be undertaken to give effect and security to any expressed mutual obligations.	<div>Econ 4</div> <div>A nation fairly raising and sharing its wealth.</div> <div>Econ 3</div> <div>A country where economic opportunity, growth & prosperity are equitably shared & living standards improve continuously for all.</div> <div>Soc 3</div> <div>Inclusive, welcoming & enabling.</div> <div>Soc 4</div> <div>A place of optimal health and wellbeing.</div> <div>Soc 6</div> <div>A society of equals</div> <div>Soc 9</div> <div>A land without homelessness and with decent affordable housing for all.</div> <div>Soc 10</div> <div>A place of supportive familial & other connections & without domestic abuse.</div> <div>Soc 11</div> <div>A land without child disadvantage.</div> <div>Soc 12</div> <div>A sure provider of lifelong dignity.</div>	<ul style="list-style-type: none"> • Growing inequality • Growing poverty, homelessness and hunger • Loss of the fair go for all • Indigenous exclusion • Unethical governance • Corporate irresponsibility • Economic decline • Lost public ownership • Climate policy failure • Declining health and safety at home • Declining educational attainment • Declining quality of life and loss of social cohesion • Declining wellbeing and happiness
Community engagement on national budget priorities Econ04.02.02 By 2023, consistent with establishment of an accord on wealth, welfare and wellbeing under Econ04.02 : 1. establish a structure for determination of priority federal budget expenditure allocations capable of ensuring that national wealth is spent by Australians on services which are the highest priority for them; 2. legislate to make open community engagement	<div>Econ 4</div> <div>A nation fairly raising and sharing its wealth.</div> <div>Econ 3</div> <div>A country where economic opportunity, growth & prosperity are equitably shared & living standards improve continuously for all.</div> <div>Econ 6</div> <div>An economy with competitive & profitable public participation.</div> <div>Soc 4</div> <div>A place of optimal health and wellbeing.</div> <div>Soc 5</div> <div>A model of educational opportunity</div> <div>Soc 6</div> <div>A society of equals.</div> <div>Soc 9</div> <div>A land without homelessness and with</div>	<ul style="list-style-type: none"> • Growing inequality • Growing poverty, homelessness and hunger • Loss of the fair go for all • Indigenous exclusion • Loss of rights, open governance and transparency • Declining participation in democracy • Unethical governance • Corporate irresponsibility • Economic decline • Lost public ownership • Inertia in transition to decarbonisation • Environmental decline

<i>A focus on priority Targets/Strategies of ...</i>	<i>... will assist Australia to become ...</i>	<i>... and will contribute to resolution of priority issues of ...</i>
obligatory for determination of national spending priorities; and 3. legislate to make it mandatory that government justify priorities for spending on the basis of the results of community engagement in 2 above.	decent affordable housing for all.	<ul style="list-style-type: none"> Climate policy failure Declining health and safety at home Declining educational attainment Declining quality of life and loss of social cohesion Declining wellbeing and happiness
	Soc 10 A place of supportive familial & other connections & without domestic abuse.	
	Soc 11 A land without child disadvantage.	
	Soc 12 A sure provider of lifelong dignity.	
	Soc 16 A society prepared and resilient in times of disaster.	
	Gov 1 A proactive participatory democracy.	
	Gov 5 Open, transparent & accountable in its governments & institutions.	
	Gov 6 A world benchmark in leaders' conduct.	
	Gov 7 Committed to public service independence & excellence.	
	Gov 8 Protected from undue sectional influence in elections.	
	Gov 9 A nation outlawing corporate greed & encouraging private sector ethics & community partnership.	
Community Australia Bank Econ04.02.03 By 2023, recognising that growth in GDP will be dependent on expansion of the services base within the economy, and in association with the creation of the publicly owned, government administered financial corporation/bank under Econ06.01 , (which is for investment in ownership of new government commercial trading enterprises), establish a 100% publicly owned (government administered) Community Australia Bank to support delivery of the workforce plan in Econ02.04.01	Econ 4 A nation fairly raising and sharing its wealth.	<ul style="list-style-type: none"> Growing inequality Growing poverty, homelessness and hunger Loss of the fair go for all Indigenous exclusion Economic decline Lost public ownership Inertia in transition to decarbonisation Environmental decline Climate policy failure Declining health and safety at home Declining educational attainment Declining quality of life and loss of social cohesion Declining wellbeing and happiness
	Econ 1 A model of transition from excessive consumption to sustainability.	
	Econ 2 A model of employment planning & justice in industry transition.	
	Econ 3 A country where economic opportunity, growth & prosperity are equitably shared & living standards improve continuously for all.	
	Econ 6 An economy with competitive & profitable public participation.	
	Soc 3 Inclusive, welcoming & enabling.	

<i>A focus on priority Targets/Strategies of ...</i>	<i>... will assist Australia to become ...</i>	<i>... and will contribute to resolution of priority issues of ...</i>
for expansion of government-owned services in health, welfare, education, housing, conservation and land care, renewable energy, buildings efficiency and transport – and any associated infrastructure which will generate economic growth.	Soc 4 A place of optimal health and wellbeing.	
	Soc 5 A model of educational opportunity.	
	Soc 6 A society of equals.	
	Soc 9 A land without homelessness and with decent affordable housing for all	
	Soc 10 A place of supportive familial & other connections & without domestic abuse	
	Soc 11 A land without child disadvantage	
	Soc 12 A sure provider of lifelong dignity	
	Env 2 A net zero emissions nation.	
	Env 6 A renewable energy superpower.	
	Env 7 Efficiently connected through low emissions transport.	
	Env 8 Environmentally and economically sustainable in agriculture.	
	Env 9 Confident of safety and security of its water supplies.	
	Env 10 A biodiversity haven.	
	Env 11 A replanted and reforested land.	
	Env 12 A protector of scarce resources.	
	Env 13 A provider of accessible national & urban parkland.	
	Env 18 Multi-central in its cities, efficiently connecting people with jobs, health, education and recreation.	
	Env 19 A land of thriving self-supporting regions.	
Restoration of a fair and progressive taxation system Econ04.03	Econ 4 A nation fairly raising and sharing its wealth.	<ul style="list-style-type: none"> • Growing inequality • Growing poverty, homelessness and hunger

<i>A focus on priority Targets/Strategies of ...</i>	<i>... will assist Australia to become ...</i>	<i>... and will contribute to resolution of priority issues of ...</i>
Australia's taxation system is increasingly progressive and regressive income tax measures legislated since 2018 are reversed or suspended until an accord is agreed on wealth, welfare and wellbeing.	Econ 3 A country where economic opportunity, growth & prosperity are equitably shared & living standards improve continuously for all.	<ul style="list-style-type: none"> • Loss of the fair go for all • Unethical governance • Corporate irresponsibility • Economic decline • Climate policy failure • Declining health and safety at home • Declining educational attainment • Declining quality of life and loss of social cohesion • Declining wellbeing and happiness
	Soc 6 A society of equals.	
<p>Increasing government sector participation in the economy by a program of expansion of public sector employment in health, welfare, education, housing, conservation and land care, renewable energy, buildings efficiency and transport Econ02.04.01 By 2023, in association with a national plan for full employment supported by a social wage (as per Econ02.04), and supported by initiatives under Econ04.02.01, establish a program to expand public sector employment and participation in the Australian economy by:</p> <ul style="list-style-type: none"> • developing a public sector workforce plan to significantly increase direct employment by state and federal governments in health, welfare, education, housing, conservation and land care, renewable energy, buildings efficiency and transport, recognising these as the job growth areas of the future; • reversing the growth in contracting out of public services; and • reversing the growth in consultancies and re-establish in-house public policy services. 	Econ 6 An economy with competitive & profitable public participation.	<ul style="list-style-type: none"> • Growing inequality • Loss of the fair go for all • Corporate irresponsibility • Economic decline • Lost public ownership • Climate policy failure • Declining educational attainment • Declining quality of life and loss of social cohesion • Declining wellbeing and happiness
	Econ 2 A model of employment planning & justice in industry transition.	
	Econ 3 A country where economic opportunity, growth & prosperity are equitably shared & living standards improve continuously for all.	
	Econ 4 A nation fairly raising and sharing its wealth.	
	Soc 3 Inclusive, welcoming & enabling.	
	Soc 4 A place of optimal health and wellbeing.	
	Soc 5 A model of educational opportunity.	
	Soc 6 A society of equals.	
	Soc 9 A land without homelessness and with decent affordable housing for all	
	Soc 10 A place of supportive familial & other connections & without domestic abuse	
	Soc 11 A land without child disadvantage	
	Soc 12 A sure provider of lifelong dignity	
	Gov 7 Committed to public service independence & excellence.	

<i>A focus on priority Targets/Strategies of ...</i>	<i>... will assist Australia to become ...</i>	<i>... and will contribute to resolution of priority issues of ...</i>
By 2023, incorporate the new public sector workforce plan into the nation-wide community engagement on the draft national plan for full employment supported by a social wage (as per Econ02.04).		
<p>Revocation of policies restricting government sector participation in Australia's economy Econ04.02.01</p> <p>By 2023, consistent with establishment of an accord on wealth, welfare and wellbeing under Econ04.02, legislate to revoke any policy which restricts government sector participation in the national economy. As a minimum, and in support of Econ02.04.01, this should include:</p> <ul style="list-style-type: none"> • revocation of policies imposing a tax-to-GDP cap; • abolition of the public sector efficiency dividend (annual funding cuts for the public service); • establishment of a floor increase in public sector funding in annual federal budgets designed to stimulate sustainable economic growth as per Econ01.05; and • reversal of the tax cuts legislated in 2018 and 2019, consistent with Econ04.03. 	Econ 4 A nation fairly raising and sharing its wealth.	<ul style="list-style-type: none"> • Growing inequality • Growing poverty, homelessness and hunger • Loss of the fair go for all • Unethical governance • Corporate irresponsibility • Economic decline • Lost public ownership • Inertia in transition to decarbonisation • Environmental decline • Climate policy failure • Declining health and safety at home • Declining educational attainment • Declining quality of life and loss of social cohesion • Declining wellbeing and happiness
	Econ 2 A model of employment planning & justice in industry transition.	
	Econ 3 A country where economic opportunity, growth & prosperity are equitably shared & living standards improve continuously for all.	
	Econ 6 An economy with competitive & profitable public participation.	
	Soc 4 A place of optimal health and wellbeing.	
	Soc 5 A model of educational opportunity	
	Soc 6 A society of equals.	
	Soc 9 A land without homelessness and with decent affordable housing for all.	
	Soc 10 A place of supportive familial & other connections & without domestic abuse.	
	Soc 11 A land without child disadvantage.	
	Soc 12 A sure provider of lifelong dignity.	
	Soc 16 A society prepared and resilient in times of disaster.	
<p>Program for recovery of ownership and operation of government trading enterprises Econ06.01</p> <p>By 2023, develop:</p> <ol style="list-style-type: none"> 1. a timeline for recovery wherever possible of divested assets and operations and a policy of non-renewal of contracts for private operation of 	Econ 6 An economy with competitive & profitable public participation.	<ul style="list-style-type: none"> • Growing inequality • Growing poverty, homelessness and hunger • Loss of the fair go for all • Unethical governance • Corporate irresponsibility • Economic decline • Lost public ownership • Inertia in transition to decarbonisation • Environmental decline
	Econ 1 A model of transition from excessive consumption to sustainability.	
	Econ 2 A model of employment planning & justice in industry transition.	
	Econ 3 A country where economic opportunity,	

<i>A focus on priority Targets/Strategies of ...</i>	<i>... will assist Australia to become ...</i>	<i>... and will contribute to resolution of priority issues of ...</i>
<p>government assets as those contracts expire; and</p> <p>2. a publicly owned, government administered financial corporation/bank (aligned with the proposed Community Australia Bank under Econ04.02.03) to invest immediately and directly in ownership of new government trading enterprises, particularly in lucrative services or industries such as renewable energy, data base management and any other identified service which can provide positive returns to taxpayers on their invested funds (rather than to private operators).</p> <p>Econ06.01.01 By 2024, publish a plan for expansion of government trading enterprises as a profitable sector of Australia's economy wholly owned by taxpayers and align this plan with:</p> <ul style="list-style-type: none"> the national plan for full employment supported by a social wage under Econ02.04, the program of expansion of public sector direct employment under Econ02.04.01; and <p>the accord on wealth, welfare and wellbeing under Econ04.02.</p>	growth & prosperity are equitably shared & living standards improve continuously for all.	<ul style="list-style-type: none"> Climate policy failure
	Econ 4 A nation fairly raising and sharing its wealth.	
	Econ 7 A collaborative intelligent nation.	
	Econ 8 Enabled in meeting the communication & information demands of the future.	
	Soc 6 A society of equals.	
	Env 6 A renewable energy superpower.	
	Gov 7 Committed to public service independence & excellence.	
<p>National Competition Policy review Econ05.01 By 2024, establish an independent review of the benefits and failures of 30 years of National Competition Policy with terms of reference which place equitable and affordable access by consumers to services at the top of the list of objective measures of performance of the Policy (recognising that the</p>	Econ 5 A strong regulator of fairness in markets creating confidence for investors.	<ul style="list-style-type: none"> Growing inequality Growing poverty, homelessness and hunger Loss of the fair go for all Unethical governance Corporate irresponsibility Economic decline Lost public ownership Inertia in transition to decarbonisation Environmental decline Climate policy failure
	Econ 1 A model of transition from excessive consumption to sustainability.	
	Econ 2 A model of employment planning & justice in industry transition.	
	Econ 3 A country where economic opportunity, growth & prosperity are	

<i>A focus on priority Targets/Strategies of ...</i>	<i>... will assist Australia to become ...</i>	<i>... and will contribute to resolution of priority issues of ...</i>
<p>Policy gives priority to businesses over consumers).</p> <p>By 2025, subject to the findings of the above review, revise National Competition Policy to any extent necessary to fairly adjust the negative impact of both the Hilmer and Harper recommendations (recognising that the focus of both is on artificially advantaging the private sector to help it compete rather than on maximising returns to taxpayers on their investments in services and minimising the price they then pay for those services when they use them).</p>	<p>equitably shared & living standards improve continuously for all.</p> <p>Econ 4 A nation fairly raising and sharing its wealth.</p> <p>Econ 6 An economy with competitive & profitable public participation.</p> <p>Econ 9 Productive and prosperous through fair trade agreements.</p> <p>Soc 3 Inclusive, welcoming and enabling.</p> <p>Soc 4 A place of optimal health and wellbeing.</p> <p>Soc 5 A model of educational opportunity.</p> <p>Soc 6 A society of equals.</p> <p>Soc 10 A place of supportive familial & other connections & without domestic abuse.</p> <p>Soc 11 A land without child disadvantage.</p> <p>Soc 12 A sure provider of lifelong dignity.</p> <p>Gov 7 Committed to public service independence & excellence.</p> <p>Gov 9 A nation outlawing corporate greed & encouraging private sector ethics & community partnership.</p>	<ul style="list-style-type: none"> Declining quality of life and loss of social cohesion Declining wellbeing and happiness
<p>National Economic Transitions Commission Econ02.05</p> <p>By 2022, acknowledging that globalisation of economies and other global forces such as climate change will, from time to time, deliver sector-wide shocks to or shifts in Australia's economy – and in association with the accord on wealth, welfare and wellbeing under Econ04.02 – establish a National Economic Transitions Commission with a charter of facilitating sector-wide economic shifts occasioned by global impacts (such as climate change, pandemics, trade</p>	<p>Econ 2 A model of employment planning & justice in industry transition.</p> <p>Econ 1 A model of transition from excessive consumption to sustainability.</p> <p>Econ 3 A country where economic opportunity, growth & prosperity are equitably shared & living standards improve continuously for all.</p> <p>Econ 4 A nation fairly raising and sharing its wealth.</p> <p>Econ 5 A strong regulator of fairness in markets creating confidence for investors.</p>	<ul style="list-style-type: none"> Growing inequality Growing poverty, homelessness and hunger Loss of the fair go for all Unethical governance Corporate irresponsibility Economic decline Lost public ownership Inertia in transition to decarbonisation Environmental decline Climate policy failure Declining quality of life and loss of social cohesion Declining wellbeing and happiness

<i>A focus on priority Targets/Strategies of ...</i>	<i>... will assist Australia to become ...</i>	<i>... and will contribute to resolution of priority issues of ...</i>
<p>restrictions or war) and a triple role in facilitation, including:</p> <ul style="list-style-type: none"> timely identification of sector-wide disruptions; recommendations on policy for funding and management of required transitions (either out of the affected industry sector or across to a new funding platform capable of sustaining the affected industry); implementation of approved funding or stimulatory programs supporting the transitions; and coordination of any multi-agency involvement in establishment of market structures necessary to ensure the resilience of any new economic transformations. <p>Independence of the Commission should be secured by an act of parliament which mandates that:</p> <ul style="list-style-type: none"> the Commission should be fully resourced; commissioners should be appointed for 5-year periods (non-renewable). <p>Procedures for:</p> <ul style="list-style-type: none"> ensuring independence of commissioners, prevention of corruption, management of conflicts of interest, codes of conduct and meeting practice, and full transparency in advice and decisions <p>must be specified in the enabling legislation.</p> <p>Experience with implementation of transition programs under Econ02.05.01 – Coal industry closure and Econ02.05.02 – Tertiary</p>	<p>Econ 6 An economy with competitive & profitable public participation.</p>	
	<p>Econ 9 Productive and prosperous through fair trade agreements.</p>	
	<p>Soc 1 A safe home.</p>	
	<p>Soc 3 Inclusive, welcoming and enabling.</p>	
	<p>Soc 6 A society of equals.</p>	
	<p>Env 1 A leading global advocate for action on climate change.</p>	
	<p>Env 2 A net zero emissions nation.</p>	
	<p>Env 4 A nation that puts the environment before unsustainable consumption.</p>	
	<p>Env 6 A renewable energy superpower.</p>	
	<p>Env 8 Environmentally and economically sustainable in agriculture.</p>	
	<p>Env 12 A protector of scarce resources.</p>	
	<p>Env 18 Multi-central in its cities, efficiently connecting people with jobs, health, education and recreation.</p>	
	<p>Env 19 A land of thriving self-supporting regions.</p>	
	<p>Gov 6 A world benchmark in leaders' conduct.</p>	
	<p>Gov 7 Committed to public service independence & excellence.</p>	
	<p>Gov 9 A nation outlawing corporate greed & encouraging private sector ethics & community partnership.</p>	
	<p>Gov 11 A just participant on the global stage.</p>	

<i>A focus on priority Targets/Strategies of ...</i>	<i>... will assist Australia to become ...</i>	<i>... and will contribute to resolution of priority issues of ...</i>
<p>education restoration and expansion may be utilised prior to establishment of the Commission – taking these two as pilot programs for testing operation of the Commission and developing an appropriately independent charter.</p>		
<p>Economic composition and transformations – Carbon credits market development & a Carbon in the Land and Sea Finance and Trading Corporation Econ01.07 By 2023:</p> <ul style="list-style-type: none"> consistent with goals to be legislated to increase GDP and returns to landholders and mitigate climate change by increasing native forestry cover and restoring degraded ecosystems under Env11.01, and recognising that economic benefits to be reaped significantly outweigh costs of public investment necessary to accelerate entry into carbon credits markets, <p>establish a 100% Government owned Carbon in the Land and Sea Finance and Trading Corporation to expand Australia's participation in the domestic and global market for carbon credits. The Corporation is to be authorised to:</p> <ul style="list-style-type: none"> borrow and invest funds in landscape and sea carbon projects, including planting, biodiversity, biomass and alternative feedstock projects and any other projects on both public and private lands and leases which can be reliably measured and certified by the Clean Energy Regulator as having generated a 	<p>Econ 1 A model of transition from excessive consumption to sustainability.</p>	<ul style="list-style-type: none"> Growing inequality Corporate irresponsibility Economic decline Lost public ownership Inertia in transition to decarbonisation Environmental decline Climate policy failure Declining health and safety at home Declining quality of life and loss of social cohesion Declining wellbeing and happiness
	<p>Econ 2 A model of employment planning & justice in industry transition.</p>	
	<p>Econ 3 A country where economic opportunity, growth & prosperity are equitably shared & living standards improve continuously for all.</p>	
	<p>Econ 4 A nation fairly raising and sharing its wealth.</p>	
	<p>Econ 5 A strong regulator of fairness in markets creating confidence for investors.</p>	
	<p>Econ 6 An economy with competitive & profitable public participation.</p>	
	<p>Econ 7 A collaborative intelligent nation.</p>	
	<p>Econ 9 Productive and prosperous through fair trade agreements.</p>	
	<p>Env 2 A net zero emissions nation.</p>	
	<p>Env 3 A proactive planner of climate change adaptation.</p>	
	<p>Env 4 A nation that puts the environment before unsustainable consumption.</p>	
	<p>Env 6 A renewable energy superpower.</p>	
	<p>Env 8 Environmentally and economically sustainable in agriculture.</p>	
	<p>Env 9 Confident of safety and security of its water supplies.</p>	

<i>A focus on priority Targets/Strategies of ...</i>	<i>... will assist Australia to become ...</i>	<i>... and will contribute to resolution of priority issues of ...</i>
<p>genuine carbon credit in tonnage terms; and</p> <ul style="list-style-type: none"> purchase and trade carbon credits once produced and certified by the Clean Energy Regulator. <p>Ensure that in establishing the Corporation that its decisions on purchases, sales and investments will not be limited by requirements to generate commercial rates of return and will be geared instead to incentivise carbon in the land projects sufficient to support the objectives of establishing carbon planting projects in line with Env11.01 and provide the whole of economy returns to Australia that can arise from jobs growth in regional Australia and transition to a new economy with no fossil fuels by 2033.</p>	Env 10 A biodiversity haven.	
	Env 11 A replanted and reforested land.	
	Env 12 A protector of scarce resources.	
	Env 14 A pollution free biosphere.	
	Env 15 A marine wildlife haven.	
	Env 19 A land of thriving self-supporting regions.	
	Gov 9 A nation outlawing corporate greed & encouraging private sector ethics & community partnership.	
	Gov 11 A just participant on the global stage.	
	Soc 1 A safe home.	
<p>Reintroduction of a price on carbon Econ01.08</p> <p>By 2023, recognising that:</p> <ol style="list-style-type: none"> without a carbon price, technology solutions such as Carbon Capture and Storage (CCS) will never be as cheap as venting emissions freely to the atmosphere, and without a carbon price Australia is unlikely to be able to enter international carbon credits trading markets as efficiently as it otherwise might, <p>legislate to reintroduce a price on carbon equal to the damage it does and which gives certainty for estimates of transaction costs in calculations of returns from investment from both carbon reduction and sequestration programs.</p>	Econ 1 A model of transition from excessive consumption to sustainability.	<ul style="list-style-type: none"> Growing inequality Growing poverty, homelessness and hunger Loss of the fair go for all Unethical governance Fractious international relations Corporate irresponsibility Economic decline Lost public ownership Inertia in transition to decarbonisation Environmental decline Climate policy failure Declining health and safety at home Declining quality of life and loss of social cohesion Declining wellbeing and happiness
	Econ 3 A country where economic opportunity, growth & prosperity are equitably shared & living standards improve continuously for all.	
	Econ 4 A nation fairly raising and sharing its wealth.	
	Econ 5 A strong regulator of fairness in markets creating confidence for investors.	
	Econ 9 Productive and prosperous through fair trade agreements.	
	Soc 4 A place of optimal health and wellbeing.	
	Soc 6 A society of equals.	
	Soc 16 A society prepared and resilient in times of disaster.	
	Env 1 A leading global advocate for action on climate change.	

<i>A focus on priority Targets/Strategies of ...</i>	<i>... will assist Australia to become ...</i>	<i>... and will contribute to resolution of priority issues of ...</i>
	<div>Env 2 A net zero emissions nation.</div> <div>Env 4 A nation that puts the environment before unsustainable consumption.</div> <div>Env 6 A renewable energy superpower.</div> <div>Env 7 Efficiently connected through low emissions transport.</div> <div>Env 8 Environmentally and economically sustainable in agriculture.</div> <div>Env 10 A biodiversity haven.</div> <div>Env 11 A replanted and reforested land.</div> <div>Env 12 A protector of scarce resources.</div> <div>Env 14 A pollution free biosphere.</div> <div>Env 19 A land of thriving self-supporting regions.</div> <div>Gov 6 A world benchmark in leaders' conduct.</div> <div>Gov 9 A nation outlawing corporate greed & encouraging private sector ethics & community partnership.</div> <div>Gov 11 A just participant on the global stage.</div>	
<p>Integrated & Funded Program for Meeting Australia's Commitments to the United Nations Sustainable Development Goals (UNSDGs) Econ01.09</p> <p>By 2022/23, recognising that Australia is a signatory to all 17 United Nations Sustainable Development Goals and the associated targets that must be reached by 2030:</p> <ul style="list-style-type: none"> develop an integrated program of essential projects (to be undertaken across federal, state and local government levels) to maximise Australia's chances of fulfilling its 	<div>Econ 1 A model of transition from excessive consumption to sustainability.</div> <div>Econ 3 A country where economic opportunity, growth & prosperity are equitably shared & living standards improve continuously for all.</div> <div>Econ 4 A nation fairly raising and sharing its wealth.</div> <div>Soc 1 A safe home.</div> <div>Soc 2 A land with an Indigenous heart.</div> <div>Soc 4 A place of optimal health and wellbeing.</div> <div>Soc 5 A model of educational opportunity.</div> <div>Soc 6 A society of equals.</div>	<p>Growing inequality</p> <p>Growing poverty, homelessness and hunger</p> <p>Loss of the fair go for all</p> <p>Indigenous exclusion</p> <p>Fractious international relations</p> <p>Corporate irresponsibility</p> <p>Economic decline</p> <p>Lost public ownership</p> <p>Inertia in transition to decarbonisation</p> <p>Environmental decline</p> <p>Climate policy failure</p> <p>Declining health and safety at home</p> <p>Declining educational attainment</p> <p>Declining quality of life and loss of social cohesion</p>

<i>A focus on priority Targets/Strategies of ...</i>	<i>... will assist Australia to become ...</i>	<i>... and will contribute to resolution of priority issues of ...</i>
<p>commitment to the UNSDGs;</p> <ul style="list-style-type: none"> incorporate the program under a specific line item in the federal budget; and ensure that sufficient additional funding to support full implementation/ coordination of the identified essential projects is allocated and maintained annually until the UNSDGs are met (preferably on time or before 2030). <p>Citizens' oversight of progress towards the United Nations Sustainable Development Goals (UNSDGs) Econ01.09.01 By 2023, consistent with initiatives under Gov01.05 regarding community engagement in national long term financial planning, establish and fund a citizen's assembly or other suitable community council charged with monitoring Australia's progress towards the UNSDGs and advising on the adequacy and allocation of funds in federal and state budgets when shortfalls in progress towards the goals are detected.</p>	Soc 7 A success because of its diversity.	Declining wellbeing and happiness
	Soc 8 A success because of gender equality.	
	Soc 9 A land without homelessness and with decent affordable housing for all.	
	Soc 11 A land without child disadvantage.	
	Env 1 A leading global advocate for action on climate change.	
	Env 2 A net zero emissions nation.	
	Env 3 A proactive planner of climate change adaptation.	
	Env 4 A nation that puts the environment before unsustainable consumption.	
	Env 6 A renewable energy superpower.	
	Env 7 Efficiently connected through low emissions transport.	
	Env 8 Environmentally and economically sustainable in agriculture.	
	Env 9 Confident of safety and security of its water supplies.	
	Env 10 A biodiversity haven.	
	Env 11 A replanted and reforested land.	
	Env 12 A protector of scarce resources.	
	Env 14 A pollution free biosphere.	
	Env 15 A marine wildlife haven.	
	Env 16 A producer of zero waste.	
	Env 19 A land of thriving self-supporting regions.	
	Gov 1 A proactive participatory democracy.	
	Gov 2 A nation knowing and affirming decency.	
	Gov 3 A nation with avowed rights for all.	
	Gov 5 Open, transparent & accountable in its	

<i>A focus on priority Targets/Strategies of ...</i>	<i>... will assist Australia to become ...</i>	<i>... and will contribute to resolution of priority issues of ...</i>
	governments & institutions.	
	Gov 6 A world benchmark in leaders' conduct.	
	Gov 7 Committed to public service independence & excellence.	
	Gov 11 A just participant on the global stage.	
	Gov 12 A nation assured of enduring peace.	
	Gov 13 A nation leading in empathy & global cohesion.	

- **Constitutional Convention**
- **Binding code of ethics and conduct for federal parliamentarians**
- **Federal independent commission against corruption**
- **Royal Commission and community engagement to review national security legislation and its impact on key safeguards for Australia's democracy, including free speech, freedom of the press and transparency in government conduct**
- **Independent regulation of compliance with a code of ethical conduct by publishers and social media**
- **Development of a national regulatory framework for an ethical, democratic information market**
- **Protection of whistleblowers making genuine public interest disclosures**
- **Integrated Strategy for Defence, Diplomacy and Security**

<i>A focus on priority Targets/Strategies of ...</i>	<i>... will assist Australia to become ...</i>			<i>... and will contribute to resolution of priority issues of ...</i>
Constitutional Convention Gov04.01 By 2024, and in full coordination with the process for Constitutional Recognition of First Nations in Soc02.01 , Australia convenes a Constitutional Convention for purposes of developing a new Constitution: <ul style="list-style-type: none">• establishing Australia as a free, 21st century, self-governing nation;• affirming and securing our values, rights and equality as citizens; and• affirming First Nations’ sovereignty that coexists with the sovereignty of the Crown as a fuller expression of Australia’s nationhood.	Gov	4	A free, self-governing, modern nation.	<ul style="list-style-type: none">• Growing inequality• Loss of the fair go for all• Growth in racial and religious conflict• Indigenous exclusion• An outmoded and failing Constitution• Loss of rights, open governance and transparency• Declining participation in democracy• Unethical governance• Declining quality of life and loss of social cohesion• Declining wellbeing and happiness
	Gov	1	A proactive participatory democracy.	
	Gov	2	A nation knowing and affirming decency.	
	Gov	3	A nation with avowed rights for all.	
	Gov	6	A world benchmark in leaders’ conduct.	
	Soc	2	A land with an Indigenous heart.	
	Soc	3	Inclusive, welcoming and enabling.	
	Soc	6	A society of equals.	
	Soc	7	A success because of its diversity.	
Soc	15	Confident of justice for all.		
Binding code of ethics and conduct for federal parliamentarians Gov06.03 By 2022, ensure the passage of the National Integrity (Parliamentary Standards) Bill 2019 or similar with a binding Code of Conduct that meets modern standards of ethics in democratic governance.	Gov	6	A world benchmark in leaders’ conduct.	<ul style="list-style-type: none">• Growing inequality• Growth in racial and religious conflict• Indigenous exclusion• An outmoded and failing Constitution• Loss of rights, open governance and transparency• Declining participation in democracy• Unethical governance
	Gov	2	A nation knowing and affirming decency.	
	Gov	5	Open, transparent & accountable in its governments & institutions.	

<i>A focus on priority Targets/Strategies of ...</i>	<i>... will assist Australia to become ...</i>		<i>... and will contribute to resolution of priority issues of ...</i>
	Gov	8 Protected from undue sectional influence in elections.	<ul style="list-style-type: none"> Corporate irresponsibility Lost public ownership Climate policy failure Declining wellbeing and happiness
Federal independent commission against corruption Gov06.04 By 2024, a national independent body for investigation of corruption by federal parliamentarians and public servants commences operation.	Gov	6 A world benchmark in leaders' conduct.	<ul style="list-style-type: none"> Loss of the fair go for all An outmoded and failing Constitution Loss of rights, open governance and transparency Declining participation in democracy Unethical governance Lost public ownership Inertia in transition to decarbonisation Climate policy failure Declining wellbeing and happiness
	Gov	5 Open, transparent & accountable in its governments & institutions.	
	Gov	7 Committed to public service independence & excellence.	
	Gov	8 Protected from undue sectional influence in elections.	
Royal Commission and community engagement to review national security legislation and its impact on key safeguards for Australia's democracy, including free speech, freedom of the press and transparency in government conduct Gov05.02 By 2025, establish a royal commission or other powerful review mechanism with full open community engagement to review the full suite of Australia's national security legislation to determine whether such legislation safeguards democracy by a reasonable balance between genuine national security concerns and the public's right to know when the government is and is not acting in the public interest.	Gov	5 Open, transparent & accountable in its governments & institutions.	<ul style="list-style-type: none"> Loss of the fair go for all Growth in racial and religious conflict Indigenous exclusion An outmoded and failing Constitution Loss of rights, open governance and transparency Declining participation in democracy Unethical governance Fractionious international relations Lost public ownership Climate policy failure Declining quality of life and loss of social cohesion
	Gov	1 A proactive participatory democracy.	
	Gov	3 A nation with avowed rights for all.	
	Gov	4 A free, self-governing, modern nation.	
	Gov	6 A world benchmark in leaders' conduct.	
	Gov	7 Committed to public service independence & excellence.	
	Gov	10 A guardian of freedom & accountability in political discourse, news media & the wider information market.	
	Gov	11 A just participant on the global stage.	
	Gov	12 A nation assured of enduring peace.	
	Soc	6 A society of equals.	
Development of a national regulatory framework for an	Soc	15 Confident of justice for all.	<ul style="list-style-type: none"> Loss of the fair go for all
	Gov	10 A guardian of freedom & accountability in political discourse, news media &	

<i>A focus on priority Targets/Strategies of ...</i>	<i>... will assist Australia to become ...</i>	<i>... and will contribute to resolution of priority issues of ...</i>
<p>ethical, democratic information market Gov10.02 By 2022, establish a national community engagement process for collaborative planning of a democratic information market fit to handle the challenges to truth, ethics, community safety and market power arising from the digital age. Gov10.02.01 By 2023, consider the feedback from the community and design a draft framework for ethical regulation of the information market in Australia that is consistent with that feedback. Gov10.02.02 By 2024, introduce legislation consistent with the recommended regulatory framework.</p>		<ul style="list-style-type: none"> • Growth in racial and religious conflict • Indigenous exclusion • Loss of rights, open governance and transparency • Declining participation in democracy • Unethical governance • Corporate irresponsibility • Climate policy failure • Declining educational attainment • Declining wellbeing and happiness
	Gov 1 A proactive participatory democracy.	
	Gov 9 A nation outlawing corporate greed & encouraging private sector ethics & community partnership.	
	Soc 3 Inclusive, welcoming & enabling.	
	Soc 4 A place of optimal health and wellbeing.	
	Soc 5 A model of educational opportunity.	
	Soc 6 A society of equals.	
	Soc 7 A success because of its diversity.	
	Soc 8 A success because of gender equality.	
	Env 5 An environmentally educated community.	
	Econ 5 A strong regulator of fairness in markets creating confidence for investors.	
	Econ 6 An economy with competitive & profitable public participation.	
	Econ 7 A collaborative intelligent nation.	
	Econ 8 Enabled in meeting the communication & information demands of the future.	
<p>Independent regulation of compliance with a code of ethical conduct by publishers and social media. Gov10.03 By 2023, recognising that codes regulating: c) ethics and quality in journalism, and d) distribution of misinformation and disinformation in journalism and social media</p>	Gov 10 A guardian of freedom & accountability in political discourse, news media & the wider information market.	<ul style="list-style-type: none"> • Growth in racial and religious conflict • An outmoded and failing Constitution • Loss of rights, open governance and transparency • Declining participation in democracy • Unethical governance • Corporate irresponsibility • Declining health and safety at home
	Gov 1 A proactive participatory democracy.	
	Gov 3 A nation with avowed rights for all.	

<i>A focus on priority Targets/Strategies of ...</i>	<i>... will assist Australia to become ...</i>		<i>... and will contribute to resolution of priority issues of ...</i>
<p>are inadequate for prevention of harm in digital-age open democracies, introduce legislation requiring the Australian Communications and Media Authority (ACMA) to develop a model Code of Conduct with binding standards for:</p> <ul style="list-style-type: none">news media on ethics in production and publication of journalistic content, andsocial media on practice in management of misinformation and disinformation on their platforms. <p>Gov10.03.01 By 2024, establish a well-funded, transparent and independent audit and complaints handling authority responsible for:</p> <ul style="list-style-type: none">ensuring compliance with, and examining breaches of, the model Code of Conduct;implementing statutory penalties which increase per proven offence and are scaled to reflect the size of the corporation committing any proven breaches;publishing adjudications of complaints and audit findings; and formaintaining an open, permanent register of all determined breaches of the model code and the journalist/news business responsible for each breach.	Gov	5 Open, transparent & accountable in its governments & institutions.	<ul style="list-style-type: none">Declining quality of life and loss of social cohesionDeclining wellbeing and happiness
	Gov	6 A world benchmark in leaders' conduct.	
	Gov	7 Committed to public service independence & excellence.	
	Gov	8 Protected from undue sectional influence in elections.	
	Gov	9 A nation outlawing corporate greed & encouraging private sector ethics & community partnership.	
	Gov	12 A nation assured of enduring peace.	
	Soc	1 A safe home.	
<p>Protection of whistleblowers making genuine public interest disclosures Gov05.02.01 By 2023, regardless of the progress of any commissions of inquiry under Gov05.02, overhaul the Public Interest Disclosure Act 2013 (Cth) to:</p>	Gov	5 Open, transparent & accountable in its governments & institutions.	<ul style="list-style-type: none">Loss of the fair go for allAn outmoded and failing ConstitutionLoss of rights, open governance and transparencyDeclining participation in democracyUnethical governance
	Gov	3 A nation with avowed rights for all.	
	Gov	4 A free, self-governing, modern nation.	
	Gov	6 A world benchmark in leaders' conduct.	

<i>A focus on priority Targets/Strategies of ...</i>	<i>... will assist Australia to become ...</i>	<i>... and will contribute to resolution of priority issues of ...</i>
<ul style="list-style-type: none"> recognise professional journalists as legitimate recipients of protected Emergency or External Disclosures; identify public and democratic accountability as relevant public interest considerations; introduce a limited framework for external disclosures of intelligence information; and <p>limit the scope of “intelligence information” insofar as it includes information relating to law enforcement.</p>	Gov 7 Committed to public service independence & excellence.	<ul style="list-style-type: none"> Corporate irresponsibility Declining quality of life and loss of social cohesion Declining wellbeing and happiness
	Gov 10 A guardian of freedom & accountability in political discourse, news media & the wider information market.	
	Gov 11 A just participant on the global stage.	
	Gov 12 A nation assured of enduring peace.	
	Soc 14 A model of community service & responsible exercise of authority in policing.	
	Soc 15 Confident of justice for all.	
<p>Integrated Strategy for Defence, Diplomacy and Security Gov12.04</p> <p>By 2023, recognising that:</p> <ul style="list-style-type: none"> a strategy of over-reliance on expansion of defence for maintenance of an aggressive footing in international relations (rather than a genuinely defensive footing) is both insupportably expensive and ultimately futile for Australia, and that we are living through an era of both irreversible globalisation and superpower shifts (China rising, the West in relative decline and instability), and that Australia’s national security is largely dependent on economic security which in turn is dependent a positive relationship with China, and that because Australia’s defence policy is set towards aggression in the 	Gov 12 A nation assured of enduring peace.	<ul style="list-style-type: none"> Unethical governance Fractious international relations Corporate irresponsibility Economic decline Inertia in transition to decarbonisation Environmental decline Climate policy failure Declining wellbeing and happiness
	Gov 2 A nation knowing and affirming decency.	

<i>A focus on priority Targets/Strategies of ...</i>	<i>... will assist Australia to become ...</i>	<i>... and will contribute to resolution of priority issues of ...</i>
<p>Oceania region and our diplomatic stance and policies are likewise set towards hawkishness rather than peace and global collaboration, they are undermining not improving national security and the risk of war, develop a draft integrated defence, diplomacy and security strategy to ensure peace in our region based on acknowledgement of the following geopolitical realities for the 21st century:</p> <ul style="list-style-type: none"> • that Australia's traditional allies of the USA and the UK cannot and should not be relied on to come to Australia's aid in the event of a military or economic threat from an external source; • that Australia cannot expect that in the event of a global clash between superpowers (China, the USA, Russia) that Asian countries (eg., Japan and India) will side with Australia against China; • that continuation of the post-WWII exclusive reliance on the USA alliance and the ANZUS Treaty now works against Australian security objectives wherever and whenever pursuit of the USA's objectives and interests undermines stability in the Oceania region; • that the only feasible strategy for Australia in armed conflict is to avoid it 	<p>Gov 6 A world benchmark in leaders' conduct.</p>	
	<p>Gov 11 A just participant on the global stage.</p>	
	<p>Gov 13 A nation leading in empathy & global cohesion.</p>	

<i>A focus on priority Targets/Strategies of ...</i>	<i>... will assist Australia to become ...</i>	<i>... and will contribute to resolution of priority issues of ...</i>
<p>entirely and that soft power resources – built steadily on the basis of ethical and cooperative behaviour by Australia in trade, climate change, human rights, humanitarian aid, observance of the rule of law, and just participation in global forums (the UN, WTO, WHO) – are therefore the only viable means (economically and strategically) by which Australia may secure its people and borders;</p> <p>and acknowledge that, given these new geopolitical realities, Australia cannot afford an approach to foreign relations in which strategies for defence, and diplomacy are set to disable strategies for security, growth in national resilience, and peace.</p> <p>By 2024, establish a fully open program of community engagement on the draft integrated defence, diplomacy and security strategy, and incorporate feedback on the potential of the draft strategy to achieve the primary objectives of security, national resilience, economic prosperity and peace in our region.</p>	<p>Soc 1 A safe home.</p>	
	<p>Econ 9 Productive and prosperous through fair trade agreements.</p>	

Chapter 10 – Future additions and amendments to *Australia Together*

Australia Together is a work in progress. However, it will increase in surety as it is built.

The current plan is a “starting draft” on which future drafts can be based. In preparing starting drafts, and releasing these for comment, ACFP is testing that the structure of the plan is working well to facilitate integration of Strategies and is efficient at drawing out Strategies that are consistent with the Vision and Directions.

Percent completion

As at September 2021 it is estimated that:

- approximately 55% of the starting draft of the plan has been completed;
- approximately half of the expected Targets, Indicators and baseline data has been incorporated into the plan;
- over 220 data points about the health and wellbeing of Australia at the outset of the 2020s have been embedded in the plan with another 100 or more to be incorporated in the starting draft plan by late 2021 or early 2022;
- a structure for the plan has been established that is:
 - capable of integrating Strategies with preferred Directions and Targets to speed Australia’s progress towards the Vision of ***Australia Together***, and therefore
 - capable of freeing Australians from the restrictions of short term-party political platforms; and
- a sound basis for monitoring progress towards or away from the Targets of the plan has been established and is backed up by records of sources of data.

Readers are advised that obvious blanks in the current draft are to be filled progressively as resources permit and/or as data become available.

Anticipated future inclusions

Australia Together is structured with significant capacity for reporting and providing the community with insights into the changing health and wellbeing of Australia and its citizens. Within this structure it will be possible in future to provide sections on:

- Current political policies and whether they are consistent with the Vision and Directions for ***Australia Together***; and
- End of Term Reports which shed light on the performance of governments in relation to ***Australia Together*** in their most recent periods of office.

Checking the cohesion of the plan

The plan also has capacity to provide other helpful checking mechanisms including simple tables which show how each Direction, Target and Strategy contributes to the Vision for ***Australia Together***. This is the ultimate reconciliation of the plan – the check that ensures that things in the plan actually will help Australians move towards where they want to be by 2050. For this draft of ***Australia Together***, the initial assessment of how each Direction contributes to the Vision is provided in the following table.

Checking the Aim of <i>Australia Together</i> How do Directions contribute to the Vision?	
Vision element	Directions Contributing
We are safe	Soc 1 through to Soc 12, Soc 14 through to Soc 16 Env 1, 2, 3, 6, 7, 8, 9, 12, 13, 14, 18, 19 Econ 1, 2, 3, 4, 7, 8 Gov 1 through to Gov 13
We are reconciled with and celebrate our First Nations peoples and their cultures	Soc 1 through to Soc 7, Soc 9 through to Soc 16 Env 4, 5, 8, 9, 10, 11, 12, 15, 17, 18, 19 Econ 1, 2, 3, 4, Gov 1, 2, 3, 4, 6, 7, 11, 13
Everyone is welcome to participate positively in community life	Soc 1 through to Soc 13 Env 5, 17, 18, 19 Econ 1, 2, 3, 4, 6 Gov 1 through to Gov 10
We are inspired and able to renew our physical and spiritual wellbeing	Soc 1 through to Soc 8, Soc 10 through to Soc 13 Env 1, 2, 3, 5, 7, 8, 9, 10, 13, 17, 18, 19 Econ 1, 2, 3, 4, 9 Gov 1, 2, 3, 4, 10
We act together as a compassionate society	Soc 1 through to Soc 16 Env 1, 3, 18, 19 Econ 1, 2, 3, 7, 8 Gov 1 through to Gov 13
Equality is valued as enriching human community, cultural harmony and social progress	Soc 1 through to Soc 8, Soc 10 through to Soc 13 Env 1, 2, 3, 5, 7, 8, 9, 10, 13, 17, 18, 19 Econ 1, 2, 3, 7, 8 Gov 1, 2, 3, 4, 10
Diversity is positively appreciated as a basis for a successful society	Soc 2, 3, 5, 6, 7, 8, 13 Env 17, 18, 19 Econ 1 through to Econ 9 Gov 1 through to Gov 13
Everyone can realise their full potential in life, as individuals, members of a family and citizens through unlimited opportunities in education and employment of choice	Soc 3, 5, 6, 7, 8, 10, 11, 13 Env 5, 17, 18, 19 Econ 1 through to Econ 8 Gov 2, 10
Vital services are fully accessible	Soc 1 through to Soc 16 Env 3, 4, 6, 7, 16, 18, 19 Econ 1, 2, 3, 4, 5, 6, 8 Gov 7, 9
Scarce resources are conserved and fairly shared	Soc 2, 6, 8 Env 1, 2, 3, 4, Env 6 through to Env 19 Econ 1 through to Econ 6 Gov 2, 3, 5, 7, 8, 9, 13
National wealth is fairly shared	Soc 2 through to Soc 12, Soc 14 through to Soc 16 Env 1, 2, 3, 4, 18, 19 Econ 1 through to Econ 6 Gov 1, 2, 3, 5, 6, 7, 8, 9, 13
Our economy is sustainable and supports rewarding opportunities and continuous improvements in living standards for everyone	Soc 1 through to Soc 16 Env 1, 2, 3, 4, Env 6 through to Env 19 Econ 1 through to Econ 9 Gov 2, 3, 7, 9, 10
As a nation we have the courage to take a leading place in achieving the environmental aims of a global society	Soc 1, 4 Env 1 through to Env 19 Econ 1 through to Econ 9 Gov 1 through to Gov 13

Checking the Aim of <i>Australia Together</i> How do Directions contribute to the Vision?	
Vision element	Directions Contributing
Stewardship of ecology is affirmed as fundamental to planetary and human survival	Soc 1, 2, 4, 16 Env 1 through to Env 19 Econ 1, 7 Gov 3, 6
Strong democracy is assured by a well informed and engaged community	Soc 1, 2, 3, 5, 6, 7, 8, 15 Env 1, 5 Econ 7, 8 Gov 1 through to Gov 10
We are confident our leaders will reflect thoughtfully on our views and best interests when making decisions for our future	Soc 2, 3, 6, 7, 8, 15 Env 1, 2, 4 Econ 1 through to Econ 7 Gov 1 through to Gov 10
We take pride in Australia as a responsible international citizen, active in building a safer, more peaceful and united world	Soc 1, 6 Env 1, 2, 5, 10 Econ 1, 7, 9 Gov 1 through to Gov 13

For updates to this version of ***Australia Together*** subscribe to Australian Community Futures Planning at
<https://www.austcfp.com.au/>

Key word list for assistance in navigating the plan

Australia Together is organised to help Australians follow the safe paths – known here as “Directions” – to the future, and the Targets, Indicators and Strategies associated with the Directions. Currently there are 57 of these Directions. They correspond to the 57 areas of national, state and local administration, policy and services that need to be efficiently and fairly operated in order to run a modern, democratic country well.

Because it can be difficult to find a particular Target, Indicator or Strategy and its connections with various Directions, ACFP has provided a key word/phrase list for additional assistance in tracing and inquiries. This list will be routinely updated as the plan grows and changes.

When searching the plan for any content of interest, readers can simply search on any word they choose. But if they search on the following words/phrases, the plan is organised to take readers more swiftly to a landing point for their interest. From there, readers can track the connections of Targets, Indicators and Strategies to the specific Directions they relate to in the map to the future.

Key word/phrase finder for Targets, Indicators and Strategies in the Directions for Australia Together		
Key words	Housed under Direction – topic area	Plan/map location
Accord on wealth, welfare and wellbeing	National wealth generation & sharing	Econ04.02
Aged care - system performance monitoring	Aged care & disability services	Soc12.02
Aged care funding	Aged care & disability services	Soc12.04
Aged care package waiting times	Aged care & disability services	Soc12.01
Aged Care Royal Commission - Implementation of Recommendations	Aged care & disability services	Soc12.03
Air quality	Air & water quality	Env14.01
An Australian Bill of Rights in the Constitution	Human & other rights	Gov03.01
Attitudes to multiculturalism	Diversity	Soc07.01
Australian involvement in military operations	Peace & Security	Gov12.01
Belonging / inclusion	Belonging & Inclusion	Soc03.01
Burden of disease	Health & wellbeing	Soc04.04
Carbon emissions reduction	Climate change prevention	Env02.01
Cessation of new coal, gas and oil investments – legislative program	Climate change prevention	Env02.03
Child assault	Safety	Soc01.05
Citizens’ oversight of progress towards the United Nations Sustainable Development Goals (UNSDGs)	Economic planning, growth & transition	Econ01.09.01
Codes of conduct for parliamentarians	Government ethics	Gov06.03
Competition policy	Market regulation & competition policy	Econ05.01
Consistency of legislative programs with the Vision for Australia Together	Strength of democracy	Gov01.01
Constitutional conventions	Constitutional reform	Gov04.01
Contribution to the Green Climate Fund under the Paris Agreement	Humanitarian effort	Gov13.02
Corporate taxation	National wealth generation & sharing	Econ04.04

Key word/phrase finder for Targets, Indicators and Strategies in the Directions for <i>Australia Together</i>		
Key words	Housed under Direction – topic area	Plan/map location
Development of the capacity of the Department of Foreign Affairs and Trade (DFAT)	Peace & Security	Gov12.05
Distribution of growth in income & wealth	Equitable improvement in living standards	Econ03.02
Domestic abuse	Family cohesion & community services	Soc10.02
Domestic abuse - education and counselling services	Family cohesion & community services	Soc10.04
Domestic abuse - legislative program	Family cohesion & community services	Soc10.03
Domestic abuse support and funding	Family cohesion & community services	Soc10.05
Duration of unemployment	Employment planning & industry transition	Econ02.03
Economic composition and transformations - Carbon credits market development	Economic planning, growth & transition	Econ01.07
Economic composition and transformations - Renewable energy expansion	Economic planning, growth & transition	Econ01.06
Economic composition and transformations - Services sector expansion	Economic planning, growth & transition	Econ01.05
Economic transition funding to drive sector-wide transformations with safety nets - National Economic Transitions Commission	Employment planning & industry transition	Econ02.05
Education for sustainable development	Environmental education	Env05.01
Electoral funding reform	Electoral system & funding reform	Gov08.02
Elimination of fossil fuel subsidies	Climate change prevention	Env02.02
Elimination of hunger	National wealth generation & sharing	Econ03.04
Elimination of poverty	National wealth generation & sharing	Econ03.03
Employment	Employment planning & industry transition	Econ02.01
Employment planning	Employment planning & industry transition	Econ02.04
Ethical certification and regulatory enforcement of plans by businesses for achievement of net zero carbon emissions by 2033	Market regulation & competition policy	Econ05.03
Ethical regulation of carbon credits markets	Market regulation & competition policy	Econ05.02
Fair & progressive taxation	National wealth generation & sharing	Econ04.03
Family & community support	Family cohesion & community services	Soc10.01
Fauna conservation and extinction prevention	Biodiversity	Env10.01
Federal independent commission against corruption	Government ethics	Gov06.04
Federal police	Police services	Soc14.01
Flora conservation and extinction prevention	Biodiversity	Env10.02
Foreign aid	Humanitarian effort	Gov13.01
Forests and environmental plantings	Vegetation	Env11.01
Funding for childcare	Early childhood care	Soc11.01

Key word/phrase finder for Targets, Indicators and Strategies in the Directions for <i>Australia Together</i>		
<i>Key words</i>	<i>Housed under Direction – topic area</i>	<i>Plan/map location</i>
Funding for open and accountable governance	Transparency, openness & accountability	Gov05.03
GDP growth	Economic planning, growth & transition	Econ01.03
Gender equality - economic gap	Equality	Soc06.01
Gender equality - income & wealth	Equality	Soc06.02
Government investment for economic growth	Economic planning, growth & transition	Econ01.04
Government sector workforce plan and economic participation	Government competitive business participation	Econ06.01
Happiness & wellbeing	Health & wellbeing	Soc04.06
Health funding	Health & wellbeing	Soc04.07
High court	Justice	Soc15.01
Homelessness	Housing	Soc09.01
Homicide	Safety	Soc01.03
Housing affordability	Housing	Soc09.02
Income & wealth inequality	Equitable improvement in living standards	Econ03.01
Indebtedness - households	Equitable improvement in living standards	Econ03.05
Indigenous - Constitutional recognition, treaty and reconciliation	Indigenous heart	Soc02.01
Indigenous - Domestic and community abuse and violence	Indigenous heart	Soc02.11
Indigenous - Employment	Indigenous heart	Soc02.07
Indigenous - Family cohesion	Indigenous heart	Soc02.10
Indigenous - Housing	Indigenous heart	Soc02.08
Indigenous - Incarceration	Indigenous heart	Soc02.09
Indigenous - Infant health and survival	Indigenous heart	Soc02.03
Indigenous - Land and sea rights	Indigenous heart	Soc02.13
Indigenous - Language and cultural preservation	Indigenous heart	Soc02.14
Indigenous - Life expectancy	Indigenous heart	Soc02.02
Indigenous - Pre-school education	Indigenous heart	Soc02.04
Indigenous - School education	Indigenous heart	Soc02.05
Indigenous - Suicide	Indigenous heart	Soc02.12
Indigenous - Tertiary education	Indigenous heart	Soc02.06
Integrated & Funded Program for Meeting Australia's Commitments to the United Nations Sustainable Development Goals (UNSDGs)	Economic planning, growth & transition	Econ01.09
Integrated Strategy for Defence, Diplomacy and Security	Peace & Security	Gov12.04
International cooperation for global sustainability	International participation & global justice	Gov11.02
Life expectancy	Health & wellbeing	Soc04.01
Mental health	Health & wellbeing	Soc04.03
National Climate Change Prevention, Mitigation and Adaptation Commission	Climate change adaptation	Env03.01
National Electricity Market system investment and security	Energy	Env06.02

Key word/phrase finder for Targets, Indicators and Strategies in the Directions for <i>Australia Together</i>		
<i>Key words</i>	<i>Housed under Direction – topic area</i>	<i>Plan/map location</i>
National Integrated Planning & Reporting – legislative program	Strength of democracy	Gov01.04
Openness and accountability of governments - Protection of whistleblowers making genuine public interest disclosures	Transparency, openness & accountability	Gov05.02.01
Openness and accountability of governments - Royal Commission and community engagement to review national security legislation and its impact on key safeguards for Australia's democracy, including free speech, freedom of the press and transparency in government conduct	Transparency, openness & accountability	Gov05.02
Participation in democracy	Strength of democracy	Gov01.03
Participation in international cooperative forums	International participation & global justice	Gov11.01
Perceptions of corruption	Government ethics	Gov06.01
Perceptions of economic opportunity	Equitable improvement in living standards	Econ03.06
Perceptions of health	Health & wellbeing	Soc04.02
Perceptions of quality of life	Equitable improvement in living standards	Econ03.07
Phase out of existing investments in coal, oil and gas – legislative program	Climate change prevention	Env02.04
Physical health	Health & wellbeing	Soc04.05
Post-separation employment of politicians	Transparency, openness & accountability	Gov05.05
Preparedness for Global Crises - Sovereign Capability Strategy for National Resilience in Global Crises	Emergency Services	Soc16.01
Pre-school education	Education	Soc05.03
Pride in Australian culture	National values & identity	Gov02.01
Private investment for economic growth	Economic planning, growth & transition	Econ01.02
Productivity growth	Economic planning, growth & transition	Econ01.01.01
Prohibition of funding of public institutions and officials by foreign-owned or domestically owned/operated arms dealers or manufacturers	Peace & Security	Gov12.03
Prohibition of government contracts to private sector companies that do not have certified plans to achieve net zero carbon emissions by 2033	Corporate & NGO responsibility	Gov09.04
Prohibition of rent-seeking by for-profit companies in certain community services	Corporate & NGO responsibility	Gov09.03
Prohibition of weapons exports	Peace & Security	Gov12.02
Provisions for welfare	National wealth generation & sharing	Econ04.01
Reformation of Australia's negotiating stance and conduct in Paris Agreement negotiations – Commitment to emitting no	Environmental advocacy	Env01.01

Key word/phrase finder for Targets, Indicators and Strategies in the Directions for <i>Australia Together</i>		
<i>Key words</i>	<i>Housed under Direction – topic area</i>	<i>Plan/map location</i>
more than a fair share of a global carbon budget		
Regulation and codes of ethical conduct for news media and social media	Free communications policy & regulation	Gov10.03
Regulation of an ethical, democratic information market	Free communications policy & regulation	Gov10.02
Reintroduction of a National Renewable Energy Target	Energy	Env06.03
Reintroduction of a price on carbon	Economic planning, growth & transition	Econ01.08
Renewable energy - air and sea transport	Energy	Env06.01.05
Renewable energy - electricity	Energy	Env06.01
Renewable energy - industry and construction	Energy	Env06.01.04
Renewable energy - manufacturing and agriculture	Energy	Env06.01.03
Renewable energy - road transport systems services and fleets	Energy	Env06.01.02
Renewable energy - vehicles	Energy	Env06.01.01
Road deaths	Safety	Soc01.06
Royalties - mining exports	National wealth generation & sharing	Econ04.05
Safety in the context of world events and national security	Safety	Soc01.08
Safety in the home	Safety	Soc01.01
Safety on transport	Safety	Soc01.02
Satisfaction with democracy	Strength of democracy	Gov01.02
Satisfaction with national direction	National values & identity	Gov02.02
Satisfaction with the public service	Public service independence & excellence	Gov07.02
School education	Education	Soc05.02
Sexual assault	Safety	Soc01.04
Skills development in National Integrated Planning & Reporting and community engagement in national long term financial planning	Strength of democracy	Gov01.05
State police	Police services	Soc14.02
Support for the Vision and Directions of Australia Together	National values & identity	Gov02.03
Sustainability of growth and development	Economic planning, growth & transition	Econ01.01
Tertiary education - cancelation of student debt for social services workers	Education	Soc05.01.01
Tertiary education - Reintroduction of fee-free tertiary education	Education	Soc05.01
Transparency in lobbying, gifts and donations	Transparency, openness & accountability	Gov05.04
Trust in corporates	Corporate & NGO responsibility	Gov09.02
Trust in governments	Transparency, openness & accountability	Gov05.01
Trust in leaders' conduct	Government ethics	Gov06.02
Trust in NGOs	Corporate & NGO responsibility	Gov09.01

Key word/phrase finder for Targets, Indicators and Strategies in the Directions for <i>Australia Together</i>		
<i>Key words</i>	<i>Housed under Direction – topic area</i>	<i>Plan/map location</i>
Trust in the media & social media	Free communications policy & regulation	Gov10.01
Trust in the public service	Public service independence & excellence	Gov07.01
Truth in advertising - legislative program	Electoral system & funding reform	Gov08.01
Underemployment	Employment planning & industry transition	Econ02.02
Victims of crime	Safety	Soc01.07
Voluntary assisted dying	Human & other rights	Gov03.02
Water quality - marine	Air & water quality	Env14.04
Water quality - potable supplies	Air & water quality	Env14.02
Water quality - rivers and streams	Air & water quality	Env14.03
Women in power and leadership	Women & LGBTIQ+	Soc08.01



Australian Community Futures Planning
Sydney, Australia
info@austcfp.com.au